

## SGS-CSTC Standards Technical Services Co., Ltd. Shenzhen Branch

SZEMC-TRF-01 Rev. A/1

Report No.: SZCR240900362305

Page: 1 of 334

**TEST REPORT**

**Application No.:** SZCR2409003623AT  
**Applicant:** SZ DJI Osmo Technology Co., Ltd.  
**Address of Applicant:** Room S11, Floor 23, Tower 1, DJI Sky City, No. 55 Xianyuan Road, Xili Community, Xili Street, Nanshan District, Shenzhen, China.  
**Manufacturer:** SZ DJI Osmo Technology Co., Ltd.  
**Address of Manufacturer:** Room S11, Floor 23, Tower 1, DJI Sky City, No. 55 Xianyuan Road, Xili Community, Xili Street, Nanshan District, Shenzhen, China.  
**Equipment Under Test (EUT):**  
**EUT Name:** Osmo Action 6  
**Model No.:** AC006  
**Trade Mark:** DJI  
**FCC ID:** 2ANDR-AC00624  
**Standard(s) :** 47 CFR Part 15, Subpart E 15.407  
**Date of Receipt:** 2024-09-24  
**Date of Test:** 2024-10-09 to 2024-10-22  
**Date of Issue:** 2024-10-29

<b>Test Result:</b>	<b>Pass*</b>
---------------------	--------------

\* In the configuration tested, the EUT complied with the standards specified above.

Kenx. Xu

Keny Xu  
EMC Laboratory Manager



SGS-CSTC Standards Technical Services Co., Ltd.  
Shenzhen Branch EMC Laboratory

Unless otherwise agreed in writing, this document is issued by the Company subject to its General Conditions of Service printed overleaf, available on request or accessible at <https://www.sgs.com/en/Terms-and-Conditions>. Attention is drawn to the limitation of liability, indemnification and jurisdiction issues defined therein. Any holder of this document is advised that information contained hereon reflects the Company's findings at the time of its intervention only and within the limits of Client's instructions, if any. The Company's sole responsibility is to its Client and this document does not exonerate parties to a transaction from exercising all their rights and obligations under the transaction documents. This document cannot be reproduced except in full, without prior written approval of the Company. Any unauthorized alteration, forgery or falsification of the content or appearance of this document is unlawful and offenders may be prosecuted to the fullest extent of the law. Unless otherwise stated the results shown in this test report refer only to the sample(s) tested and such sample(s) are retained for 30 days only.

Attention: To check the authenticity of testing / inspection report & certificate, please contact us at telephone: (86-755) 8307 1443, or email: [CN.Doccheck@sgs.com](mailto:CN.Doccheck@sgs.com)

No. 1 Workshop, M-10, Middle Section, Science & Technology Park, Nanshan District, Shenzhen, Guangdong, China 518057 t (86-755) 26012053 f (86-755) 26710594 www.ssgsgroup.com.cn  
中国·广东·深圳市南山区科技园中区M-10栋1号厂房 邮编: 518057 t (86-755) 26012053 f (86-755) 26710594 sgs.china@sgs.com

Member of the SGS Group (SGS SA)



SGS-CSTC Standards Technical Services Co., Ltd. Shenzhen Branch

SZEMC-TRF-01 Rev. A/1

Report No.: SZCR240900362305  
Page: 2 of 334

Revision Record				
Version	Chapter	Date	Modifier	Remark
01		2024-10-29		Original

Authorized for issue by:				
		Darren Yuan		
		Darren Yuan/Project Engineer		
		Eric Fu		
		Eric Fu/Reviewer		



Unless otherwise agreed in writing, this document is issued by the Company subject to its General Conditions of Service printed overleaf, available on request or accessible at <https://www.sgs.com/en/Terms-and-Conditions>. Attention is drawn to the limitation of liability, indemnification and jurisdiction issues defined therein. Any holder of this document is advised that information contained hereon reflects the Company's findings at the time of its intervention only and within the limits of Client's instructions, if any. The Company's sole responsibility is to its Client and this document does not exonerate parties to a transaction from exercising all their rights and obligations under the transaction documents. This document cannot be reproduced except in full, without prior written approval of the Company. Any unauthorized alteration, forgery or falsification of the content or appearance of this document is unlawful and offenders may be prosecuted to the fullest extent of the law. Unless otherwise stated the results shown in this test report refer only to the sample(s) tested and such sample(s) are retained for 30 days only.

Attention: To check the authenticity of testing /inspection report & certificate, please contact us at telephone: (86-755) 8307 1443, or email: [CN.Doccheck@sgs.com](mailto:CN.Doccheck@sgs.com)

SGS-CSTC Standards Technical Services Co., Ltd.  
Shenzhen Branch Inspection & Testing Laboratory

No.1 Workshop, M-10, Middle Section, Science & Technology Park, Nanshan District, Shenzhen, Guangdong, China 518057  
中国·广东·深圳市南山区科技园中区M-10栋1号厂房 邮编: 518057

t (86-755) 26012053  
f (86-755) 26710594  
www.sgsgroup.com.cn  
sgs.china@sgs.com

## 2 Test Summary

Radio Spectrum Technical Requirement				
Item	Standard	Method	Requirement	Result
Antenna Requirement	47 CFR Part 15, Subpart E 15.407	N/A	47 CFR Part 15, Subpart C 15.203	Pass
Transmission in the Absence of Data		N/A	47 CFR Part 15, Subpart E 15.407 (c)	Pass

Radio Spectrum Matter Part				
Item	Standard	Method	Requirement	Result
Conducted Emissions at AC Power Line (150kHz-30MHz)	47 CFR Part 15, Subpart E 15.407	ANSI C63.10 (2013) Section 6.2	47 CFR Part 15, Subpart C 15.207 & Subpart E 15.407 b(9)	Pass
Maximum Conducted output power		KDB 789033 D02 II E	47 CFR Part 15, Subpart E 15.407 (a)	Pass
Radiated Emissions (Below 1GHz)		KDB 789033 D02 II G	47 CFR Part 15, Subpart C 15.209 & Subpart E 15.407(b)	Pass
Radiated Emissions (Above 1GHz)		KDB 789033 D02 II G	47 CFR Part 15, Subpart C 15.209 & Subpart E 15.407(b)	Pass
Radiated Emissions which fall in the restricted bands		KDB 789033 D02 II G	47 CFR Part 15, Subpart C 15.209 & Subpart E 15.407(b)	Pass
Duty Cycle		KDB 789033 II B 1	KDB 789033 D02 II B 1	Pass
99% Bandwidth		KDB 789033 II D	N/A	Pass
26dB Emission bandwidth		KDB 789033 D02 II C 1	47 CFR Part 15, Subpart E 15.407 (a)	Pass
Minimum 6 dB bandwidth (5.725-5.85 GHz band )		KDB 789033 D02 II C 2	47 CFR Part 15, Subpart E 15.407 (e)	Pass
Peak Power spectrum density		KDB 789033 D02 II F	47 CFR Part 15, Subpart E 15.407 (a)	Pass
Frequency Stability		ANSI C63.10 (2013) Section 6.8	47 CFR Part 15, Subpart E 15.407 (g)	Pass

**Remark: KDB 789033 D02 is not accredited by A2LA**



### 3 Contents

	Page
1 Cover Page .....	1
2 Test Summary .....	3
3 Contents .....	4
4 General Information .....	6
4.1 Details of E.U.T. ....	6
4.2 Description of Support Units .....	6
4.3 Measurement Uncertainty .....	7
4.4 Test Location .....	8
4.5 Test Facility .....	8
4.6 Deviation from Standards .....	8
4.7 Abnormalities from Standard Conditions .....	8
5 Equipment List .....	9
6 Radio Spectrum Technical Requirement .....	12
6.1 Antenna Requirement .....	12
6.1.1 Test Requirement: .....	12
6.1.2 Conclusion .....	12
6.2 Transmission in the Absence of Data .....	13
6.2.1 Test Requirement: .....	13
6.2.2 Conclusion .....	13
7 Radio Spectrum Matter Test Results .....	14
7.1 Conducted Emissions at AC Power Line (150kHz-30MHz) .....	14
7.1.1 E.U.T. Operation .....	14
7.1.2 Test Mode Description .....	14
7.1.3 Test Setup Diagram .....	15
7.1.4 Measurement Procedure and Data .....	15
7.2 Maximum Conducted output power .....	18
7.2.1 E.U.T. Operation .....	18
7.2.2 Test Mode Description .....	18
7.2.3 Test Setup Diagram .....	19
7.2.4 Measurement Procedure and Data .....	19
7.3 Radiated Emissions (Below 1GHz) .....	20
7.3.1 E.U.T. Operation .....	20
7.3.2 Test Mode Description .....	20
7.3.3 Test Setup Diagram .....	21
7.3.4 Measurement Procedure and Data .....	22
7.4 Radiated Emissions (Above 1GHz) .....	25
7.4.1 E.U.T. Operation .....	26
7.4.2 Test Mode Description .....	26
7.4.3 Test Setup Diagram .....	27





## SGS-CSTC Standards Technical Services Co., Ltd. Shenzhen Branch

SZEMC-TRF-01 Rev. A/1

Report No.: SZCR240900362305

Page: 5 of 334

7.4.4	Measurement Procedure and Data.....	28
7.5	Radiated Emissions which fall in the restricted bands .....	85
7.5.1	E.U.T. Operation .....	85
7.5.2	Test Mode Description .....	86
7.5.3	Test Setup Diagram .....	86
7.5.4	Measurement Procedure and Data.....	87
7.6	Duty Cycle .....	184
7.6.1	E.U.T. Operation .....	184
7.6.2	Test Mode Description .....	184
7.6.3	Test Setup Diagram .....	185
7.6.4	Measurement Procedure and Data.....	185
7.7	99% Bandwidth .....	186
7.7.1	E.U.T. Operation .....	186
7.7.2	Test Mode Description .....	186
7.7.3	Test Setup Diagram .....	187
7.7.4	Measurement Procedure and Data.....	187
7.8	26dB Emission bandwidth .....	188
7.8.1	E.U.T. Operation .....	188
7.8.2	Test Mode Description .....	188
7.8.3	Test Setup Diagram .....	189
7.8.4	Measurement Procedure and Data.....	189
7.9	Minimum 6 dB bandwidth (5.725-5.85 GHz band ) .....	190
7.9.1	E.U.T. Operation .....	190
7.9.2	Test Mode Description .....	190
7.9.3	Test Setup Diagram .....	191
7.9.4	Measurement Procedure and Data.....	191
7.10	Peak Power spectrum density .....	192
7.10.1	E.U.T. Operation.....	192
7.10.2	Test Mode Description .....	192
7.10.3	Test Setup Diagram .....	193
7.10.4	Measurement Procedure and Data.....	193
7.11	Frequency Stability.....	194
7.11.1	E.U.T. Operation.....	194
7.11.2	Test Mode Description .....	194
7.11.3	Test Setup Diagram .....	195
7.11.4	Measurement Procedure and Data.....	195
8	Test Setup Photo .....	196
9	EUT Constructional Details (EUT Photos).....	196
10	Appendix.....	197



Unless otherwise agreed in writing, this document is issued by the Company subject to its General Conditions of Service printed overleaf, available on request or accessible at <https://www.sgs.com/en/Terms-and-Conditions>. Attention is drawn to the limitation of liability, indemnification and jurisdiction issues defined therein. Any holder of this document is advised that information contained hereon reflects the Company's findings at the time of its intervention only and within the limits of Client's instructions, if any. The Company's sole responsibility is to its Client and this document does not exonerate parties to a transaction from exercising all their rights and obligations under the transaction documents. This document cannot be reproduced except in full, without prior written approval of the Company. Any unauthorized alteration, forgery or falsification of the content or appearance of this document is unlawful and offenders may be prosecuted to the fullest extent of the law. Unless otherwise stated the results shown in this test report refer only to the sample(s) tested and such sample(s) are retained for 30 days only.

Attention: To check the authenticity of testing /inspection report & certificate, please contact us at telephone: (86-755) 8307 1443, or email: [CN.Doccheck@sgs.com](mailto:CN.Doccheck@sgs.com)

No.1 Workshop, M-10, Middle Section, Science & Technology Park, Nanshan District, Shenzhen, Guangdong, China 518057 t (86-755) 26012053 f (86-755) 26710594 www.sgs.com.cn  
中国·广东·深圳市南山区科技园中区M-10栋1号厂房 邮编: 518057 t (86-755) 26012053 f (86-755) 26710594 sgs.china@sgs.com

## 4 General Information

### 4.1 Details of E.U.T.

Power supply:	Powered by Lithium Ion Polymer Rechargeable Battery. Battery information Model: BCX204-1950-3.87 Nominal Voltage: 3.87V Rated Voltage: 1950mAh/7.55Wh
Cable(s):	USB-C to USB-C Cable: 50cm unshielded
Operation Frequency/Number of channels (20MHz):	U-NII-1: 5180-5240MHz (4 Channels); U-NII-3: 5745-5825MHz (5 Channels)
Operation Frequency/Number of channels/(40MHz):	U-NII-1: 5190-5230MHz (2 Channels); U-NII-3: 5755-5795MHz (2 Channels)
Operation Frequency/Number of channels (80MHz):	U-NII-1: 5210MHz (1 Channel); U-NII-3: 5775MHz (1 Channel)
Modulation Type:	802.11a: OFDM (QPSK, BPSK, 64QAM, 16QAM,) 802.11n: OFDM (BPSK, QPSK, 16QAM, 64QAM) 802.11ac: OFDM (BPSK, QPSK, 16QAM, 64QAM, 256QAM) 802.11ax: OFDMA (QPSK, BPSK, 16QAM, 64QAM, 256QAM, 1024QAM)
Channel Spacing:	802.11a/n(HT20)/ac(VHT20)/ax(HEW20): 20MHz 802.11n(HT40)/ac(VHT40)/ax(HEW40): 40MHz 802.11ac(VHT80)/ax(HEW80): 80MHz
DFS Function:	Without DFS function
Antenna Type:	Integral Antenna
Antenna Gain:	U-NII-1: ANT0: 1dBi, ANT1: 0dBi U-NII-3: ANT0: -3dBi, ANT1: 0.9dBi
Directional Gain:	U-NII-1: 4.01dBi U-NII-3: 3.91dBi
Cable Loss (for RF conducted test):	U-NII-1: 1.3dB U-NII-3: 1.8dB

Remark: The information in this section is provided by the applicant or manufacturer, SGS is not liable to the accuracy, suitability, reliability or/and integrity of the information.

### 4.2 Description of Support Units

Description	Manufacturer	Model No.	Serial No.
Adapter	Huntkey	PD-30CN	N/A



## 4.3 Measurement Uncertainty

Test Item	Measurement Uncertainty
Conducted Emissions at AC Power Line (150kHz-30MHz)	$\pm 3.1\text{dB}$
Maximum Conducted output power	$\pm 0.75\text{dB}$
Radiated Emissions (Below 1GHz)	$\pm 6.0\text{dB}$ for 3m; $\pm 5.0\text{dB}$ for 10m
Radiated Emissions (Above 1GHz)	$\pm 4.6\text{dB}$ (1-18GHz); $\pm 4.8\text{dB}$ (18-40GHz)
Radiated Emissions which fall in the restricted bands	$\pm 6.0\text{dB}$ (below 1GHz); $\pm 4.6\text{dB}$ (above 1GHz);
Duty Cycle	$\pm 0.37\%$
99% Bandwidth	$\pm 3\%$
26dB Emission bandwidth	$\pm 3\%$
Minimum 6 dB bandwidth (5.725-5.85 GHz band )	$\pm 3\%$
Peak Power spectrum density	$\pm 2.84\text{dB}$
Frequency Stability	$\pm 7.25 \times 10^{-8}$

### Remark:

The  $U_{\text{lab}}$  (lab Uncertainty) is less than  $U_{\text{CISPR/ETSI}}$  (CISPR/ETSI Uncertainty), so the test results

- compliance is deemed to occur if no measured disturbance level exceeds the disturbance limit;
- non-compliance is deemed to occur if any measured disturbance level exceeds the disturbance limit.



## SGS-CSTC Standards Technical Services Co., Ltd. Shenzhen Branch

SZEMC-TRF-01 Rev. A/1

Report No.: SZCR240900362305

Page: 8 of 334

### 4.4 Test Location

All tests were performed at:

SGS-CSTC Standards Technical Services Co., Ltd., Shenzhen Branch

No. 1 Workshop, M-10, Middle Section, Science & Technology Park, Nanshan District, Shenzhen, Guangdong, China. 518057.

Tel: +86 755 2601 2053 Fax: +86 755 2671 0594

No tests were sub-contracted.

### 4.5 Test Facility

The test facility is recognized, certified, or accredited by the following organizations:

#### • A2LA (Certificate No. 3816.01)

SGS-CSTC Standards Technical Services Co., Ltd., Shenzhen EMC Laboratory is accredited by the American Association for Laboratory Accreditation(A2LA). Certificate No. 3816.01.

#### • VCCI (Member No. 1937)

The 3m Fully-anechoic chamber for above 1GHz, 10m Semi-anechoic chamber for below 1GHz, Shielded Room for Mains Port Conducted Interference Measurement and Telecommunication Port Conducted Interference Measurement of SGS-CSTC Standards Technical Services Co., Ltd. Shenzhen EMC laboratory have been registered in accordance with the Regulations for Voluntary Control Measures with Registration No.: G-20026, R-14188, C-12383 and T-11153 respectively.

#### • FCC –Designation Number: CN1336

SGS-CSTC Standards Technical Services Co., Ltd., Shenzhen EMC Laboratory has been recognized as an accredited testing laboratory.

Designation Number: CN1336. Test Firm Registration Number: 787754.

#### • Innovation, Science and Economic Development Canada

SGS-CSTC Standards Technical Services Co., Ltd., Shenzhen EMC Laboratory has been recognized by ISED as an accredited testing laboratory.

CAB identifier: CN0006.

IC#: 4620C.

### 4.6 Deviation from Standards

None

### 4.7 Abnormalities from Standard Conditions

None



SGS-CSTC Standards Technical Services Co., Ltd.  
Shenzhen Branch EMC Laboratory

Unless otherwise agreed in writing, this document is issued by the Company subject to its General Conditions of Service printed overleaf, available on request or accessible at <https://www.sgs.com/en/Terms-and-Conditions>. Attention is drawn to the limitation of liability, indemnification and jurisdiction issues defined therein. Any holder of this document is advised that information contained hereon reflects the Company's findings at the time of its intervention only and within the limits of Client's instructions, if any. The Company's sole responsibility is to its Client and this document does not exonerate parties to a transaction from exercising all their rights and obligations under the transaction documents. This document cannot be reproduced except in full, without prior written approval of the Company. Any unauthorized alteration, forgery or falsification of the content or appearance of this document is unlawful and offenders may be prosecuted to the fullest extent of the law. Unless otherwise stated the results shown in this test report refer only to the sample(s) tested and such sample(s) are retained for 30 days only.

Attention: To check the authenticity of testing /inspection report & certificate, please contact us at telephone: (86-755) 8307 1443, or email: [CN.Doccheck@sgs.com](mailto:CN.Doccheck@sgs.com)

No.1 Workshop, M-10, Middle Section, Science & Technology Park, Nanshan District, Shenzhen, Guangdong, China 518057 t (86-755) 26012053 f (86-755) 26710594 www.ssgroup.com.cn  
中国·广东·深圳市南山区科技园中区M-10栋1号厂房 邮编: 518057 t (86-755) 26012053 f (86-755) 26710594 sgs.china@sgs.com



## 5 Equipment List

Conducted Emissions at AC Power Line (150kHz-30MHz)					
Equipment	Manufacturer	Model No.	Inventory No.	Cal Date	Cal Due Date
Shielding Room	ZhongYu Electron	GB-88	SEM001-06	2022-05-14	2025-05-13
EMI Test Receiver	Rohde&Schwarz	ESR	SZ-WRG-M-047	2024-01-30	2025-01-29
Matching Pad	N/A	N/A	SEM021-23	2024-03-20	2025-03-19
Matching Pad	N/A	N/A	SEM021-24	2024-03-20	2025-03-19
Measurement Software	AUDIX	e3 V8.2014-6-27a	N/A	N/A	N/A
Coaxial Cable	SGS	N/A	SEM024-01	2024-07-06	2025-07-05
LISN	Rohde&Schwarz	ENV216	SEM007-01	2024-08-15	2025-08-14
LISN	ETS-LINDGREN	3816/2	SEM007-02	2024-03-14	2025-03-13

Maximum Conducted output power					
Equipment	Manufacturer	Model No.	Inventory No.	Cal Date	Cal Due Date
Power Sensor	TST PASS	TSPS2023R	SEM009-26	2024-03-27	2025-03-26
Power Sensor	KEYSIGHT	U2021XA	SEM009-16	2024-03-14	2025-03-13
DC Power Supply	Chroma	62012P-80-60	SEM011-11	2024-08-14	2025-08-13
MXA Signal Analyzer	KEYSIGHT	N9020A	SEM004-19	2024-03-14	2025-03-13
Signal Generator	KEYSIGHT	N5173B	SEM006-05	2024-09-14	2025-09-13
Measurement Software	TST PASS	TST PASS V2.0	N/A	N/A	N/A
Coaxial Cable	SGS	N/A	SEM031-01	2024-07-06	2025-07-05
Attenuator	Huber+Suhner	6620_SMA-50-1	SEM021-09	2024-03-27	2025-03-26
Programmable Temperature & Humidity Chamber	Votsch Industrietechnik GmbH	VT 4002	SEM002-15	2024-03-19	2025-03-18

# SGS-CSTC Standards Technical Services Co., Ltd. Shenzhen Branch

SZEMC-TRF-01 Rev. A/1

Report No.: SZCR240900362305

Page: 10 of 334

Radiated Emissions (Below 1GHz)					
Equipment	Manufacturer	Model No.	Inventory No.	Cal Date	Cal Due Date
Loop Antenna	ETS-Lindgren	6502	SEM003-08	2023-11-20	2025-11-19
3m Semi-Anechoic Chamber	ETS-LINDGREN	N/A	SEM001-01	2023-06-19	2026-06-18
MXE EMI Receiver	Agilent Technologies	N9038A	SEM004-15	2024-08-14	2025-08-13
BiConiLog Antenna	ETS-LINDGREN	3142C	SEM003-01	2023-09-16	2025-09-15
Pre-Amplifier	Agilent Technologies	8447D	SEM005-01	2024-03-14	2025-03-13
Measurement Software	AUDIX	e3 V8.2014-6-27	N/A	N/A	N/A
Coaxial Cable	SGS	N/A	SEM025-01	2024-07-06	2025-07-05

Radiated Emissions (Above 1GHz)					
Equipment	Manufacturer	Model No.	Inventory No.	Cal Date	Cal Due Date
3m Fully-Anechoic Chamber	AUDIX	N/A	SEM001-02	2024-05-11	2027-05-10
Signal Analyzer	Rohde & Schwarz	FSV40	SEM008-04	2024-03-15	2025-03-14
Horn Antenna	Rohde&Schwarz	HF907	SEM003-07	2023-07-23	2025-07-22
Microwave system amplifier	Agilent	83017A	SEM005-25	2024-09-14	2025-09-13
Measurement Software	AUDIX	e3 V8.2014-6-27	N/A	N/A	N/A
Coaxial Cable	SGS	N/A	SEM026-01	2024-07-06	2025-07-05
Broad-Band Horn Antenna	Schwarzbeck	BBHA 9170	SEM003-15	2024-08-10	2025-08-09
Pre-Amplifier	Compliance Directions Systems Inc.	PAP-2640-50	SEM005-08	2024-03-15	2025-03-14

Radiated Emissions which fall in the restricted bands					
Equipment	Manufacturer	Model No.	Inventory No.	Cal Date	Cal Due Date
3m Fully-Anechoic Chamber	AUDIX	N/A	SEM001-02	2024-05-11	2027-05-10
Signal Analyzer	Rohde & Schwarz	FSV40	SEM008-04	2024-03-15	2025-03-14
Horn Antenna	Rohde&Schwarz	HF907	SEM003-07	2023-07-23	2025-07-22
Microwave system amplifier	Agilent	83017A	SEM005-25	2024-09-14	2025-09-13
Measurement Software	AUDIX	e3 V8.2014-6-27	N/A	N/A	N/A
Coaxial Cable	SGS	N/A	SEM026-01	2024-07-06	2025-07-05



Unless otherwise agreed in writing, this document is issued by the Company subject to its General Conditions of Service printed overleaf, available on request or accessible at <https://www.sgs.com/en/Terms-and-Conditions>. Attention is drawn to the limitation of liability, indemnification and jurisdiction issues defined therein. Any holder of this document is advised that information contained hereon reflects the Company's findings at the time of its intervention only and within the limits of Client's instructions, if any. The Company's sole responsibility is to its Client and this document does not exonerate parties to a transaction from exercising all their rights and obligations under the transaction documents. This document cannot be reproduced except in full, without prior written approval of the Company. Any unauthorized alteration, forgery or falsification of the content or appearance of this document is unlawful and offenders may be prosecuted to the fullest extent of the law. Unless otherwise stated the results shown in this test report refer only to the sample(s) tested and such sample(s) are retained for 30 days only.

Attention: To check the authenticity of testing /inspection report & certificate, please contact us at telephone: (86-755) 8307 1443, or email: [CN.Doccheck@sgs.com](mailto:CN.Doccheck@sgs.com)

SGS-CSTC Standards Technical Services Co., Ltd.  
Shenzhen Branch Testing Laboratory

No.1 Workshop, M-10, Middle Section, Science & Technology Park, Nanshan District, Shenzhen, Guangdong, China 518057 t (86-755) 26012053 f (86-755) 26710594 www.sgs.com.cn  
中国·广东·深圳市南山区科技园中区M-10栋1号厂房 邮编: 518057 t (86-755) 26012053 f (86-755) 26710594 sgs.china@sgs.com

# SGS-CSTC Standards Technical Services Co., Ltd. Shenzhen Branch

SZEMC-TRF-01 Rev. A/1

Report No.: SZCR240900362305

Page: 11 of 334

RF Conducted Test					
Equipment	Manufacturer	Model No.	Inventory No.	Cal Date	Cal Due Date
DC Power Supply	Chroma	62012P-80-60	SEM011-11	2024-08-14	2025-08-13
MXA Signal Analyzer	KEYSIGHT	N9020A	SEM004-19	2024-03-14	2025-03-13
Signal Generator	KEYSIGHT	N5173B	SEM006-05	2024-09-14	2025-09-13
Measurement Software	TST PASS	TST PASS V2.0	N/A	N/A	N/A
Coaxial Cable	SGS	N/A	SEM031-01	2024-07-06	2025-07-05
Attenuator	Huber+Suhner	6620_SMA-50-1	SEM021-09	2024-03-27	2025-03-26
Programmable Temperature & Humidity Chamber	Votsch Industrietechnik GmbH	VT 4002	SEM002-15	2024-03-19	2025-03-18

General used equipment					
Equipment	Manufacturer	Model No.	Inventory No.	Cal Date	Cal Due Date
Humidity/ Temperature Indicator	deli	8838	SEM002-32	2024-07-24	2025-07-23
Humidity/ Temperature Indicator	deli	8838	SEM002-33	2024-07-24	2025-07-23
Barometer	Changchun Meteorological Industry Factory	DYM3	SEM002-01	2024-03-18	2025-03-17



Unless otherwise agreed in writing, this document is issued by the Company subject to its General Conditions of Service printed overleaf, available on request or accessible at <https://www.sgs.com/en/Terms-and-Conditions>. Attention is drawn to the limitation of liability, indemnification and jurisdiction issues defined therein. Any holder of this document is advised that information contained hereon reflects the Company's findings at the time of its intervention only and within the limits of Client's instructions, if any. The Company's sole responsibility is to its Client and this document does not exonerate parties to a transaction from exercising all their rights and obligations under the transaction documents. This document cannot be reproduced except in full, without prior written approval of the Company. Any unauthorized alteration, forgery or falsification of the content or appearance of this document is unlawful and offenders may be prosecuted to the fullest extent of the law. Unless otherwise stated the results shown in this test report refer only to the sample(s) tested and such sample(s) are retained for 30 days only.

Attention: To check the authenticity of testing / inspection report & certificate, please contact us at telephone: (86-755) 8307 1443, or email: [CN.Doccheck@sgs.com](mailto:CN.Doccheck@sgs.com)

SGS-CSTC Standards Technical Services Co., Ltd.  
Shenzhen Branch Testing & Calibration Laboratory

No.1 Workshop, M-10, Middle Section, Science & Technology Park, Nanshan District, Shenzhen, Guangdong, China 518057 t (86-755) 26012053 f (86-755) 26710594 www.sgsgroup.com.cn  
中国·广东·深圳市南山区科技园中区M-10栋1号厂房 邮编: 518057 t (86-755) 26012053 f (86-755) 26710594 sgs.china@sgs.com

## 6 Radio Spectrum Technical Requirement

### 6.1 Antenna Requirement

#### 6.1.1 Test Requirement:

47 CFR Part 15, Subpart C 15.203

#### 6.1.2 Conclusion

Standard Requirement:

An intentional radiator shall be designed to ensure that no antenna other than that furnished by the responsible party shall be used with the device. The use of a permanently attached antenna or of an antenna that uses a unique coupling to the intentional radiator, the manufacturer may design the unit so that a broken antenna can be replaced by the user, but the use of a standard antenna jack or electrical connector is prohibited.

15.247(b) (4) requirement:

The conducted output power limit specified in paragraph (b) of this section is based on the use of antennas with directional gains that do not exceed 6 dBi. Except as shown in paragraph (c) of this section, if transmitting antennas of directional gain greater than 6 dBi are used, the conducted output power from the intentional radiator shall be reduced below the stated values in paragraphs (b)(1), (b)(2), and (b)(3) of this section, as appropriate, by the amount in dB that the directional gain of the antenna exceeds 6 dBi.

EUT Antenna:

The antenna is no consideration of replacement. The best case gain of the antennas are list following:

U-NII-1: ANT0: 1dBi, ANT1: 0dBi, the directional gain is 4.01dBi.

U-NII-3: ANT0: -3dBi, ANT1: 0.9dBi, the directional gain is 3.91dBi.

Antenna location: Refer to internal photo.





## 6.2 Transmission in the Absence of Data

### 6.2.1 Test Requirement:

47 CFR Part 15, Subpart E 15.407 (c)

### 6.2.2 Conclusion

Standard Requirement:

The device shall automatically discontinue transmission in case of either absence of information to transmit or operational failure. These provisions are not intended to preclude the transmission of control or signalling information or the use of repetitive codes used by certain digital technologies to complete frame or burst intervals.

Applicants shall include in their application for equipment authorization a description of how this requirement is met.

EUT Details: Wi-Fi chip support automatically discontinue transmission in case of either absence of information to transmit or operational failure, if the chip detect absence of information to transmit or operational failure, it will be automatically shut off.



## 7 Radio Spectrum Matter Test Results

### 7.1 Conducted Emissions at AC Power Line (150kHz-30MHz)

Test Requirement 47 CFR Part 15, Subpart C 15.207 &amp; Subpart E 15.407 b(9)

Test Method: ANSI C63.10 (2013) Section 6.2

Limit:

Frequency of emission(MHz)	Conducted limit(dB $\mu$ V)	
	Quasi-peak	Average
0.15-0.5	66 to 56*	56 to 46*
0.5-5	56	46
5-30	60	50

\*Decreases with the logarithm of the frequency.

#### 7.1.1 E.U.T. Operation

Operating Environment:

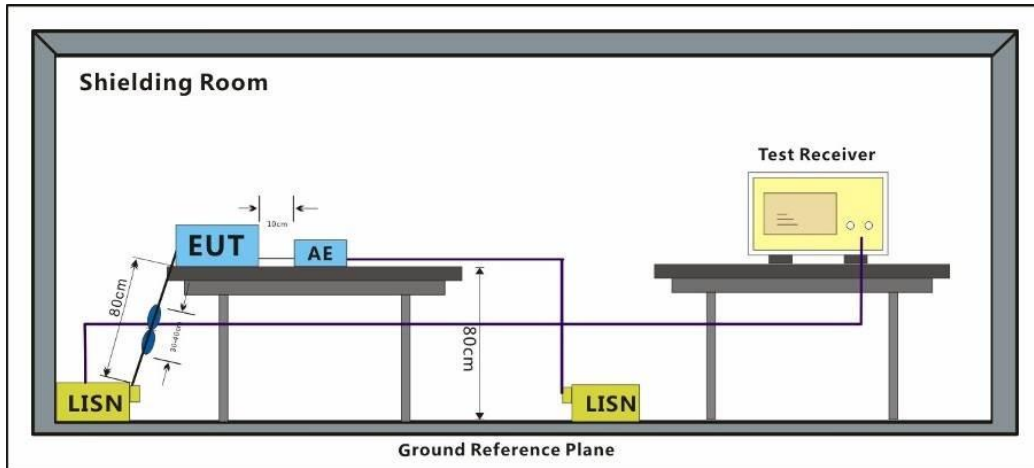
Temperature: 23.9 °C Humidity: 48.6 % RH Atmospheric Pressure: 1020 mbar

#### 7.1.2 Test Mode Description

Pre-scan / Final test	Mode Code	Description
Final test	11	Charge + TX mode (U-NII-1) _Keep the EUT in continuously transmitting mode with all modulation types and being charged. All data rates for each modulation type have been tested and found the data rate @ 6Mbps is the worst case of IEEE 802.11a; data rate @ MCS0 is the worst case of IEEE 802.11n(HT20), 802.11n(HT40), 802.11ac(VHT20), 802.11ac(VHT40), 802.11ac(VHT80); data rate @HE0 is the worst case of IEEE 802.11ax(HEW20), 802.11ax(HEW40), 802.11ax(HEW80). Only the data of worst case is recorded in the report.
Pre-scan	12	Charge + TX mode (U-NII-3) _Keep the EUT in continuously transmitting mode with all modulation types and being charged. All data rates for each modulation type have been tested and found the data rate @ 6Mbps is the worst case of IEEE 802.11a; data rate @ MCS0 is the worst case of IEEE 802.11n(HT20), 802.11n(HT40), 802.11ac(VHT20), 802.11ac(VHT40), 802.11ac(VHT80); data rate @HE0 is the worst case of IEEE 802.11ax(HEW20), 802.11ax(HEW40), 802.11ax(HEW80). Only the data of worst case is recorded in the report.



### 7.1.3 Test Setup Diagram



### 7.1.4 Measurement Procedure and Data

- 1) The mains terminal disturbance voltage test was conducted in a shielded room.
- 2) The EUT was connected to AC power source through a LISN 1 (Line Impedance Stabilization Network) which provides a 50ohm/50μH + 5ohm linear impedance. The power cables of all other units of the EUT were connected to a second LISN 2, which was bonded to the ground reference plane in the same way as the LISN 1 for the unit being measured. A multiple socket outlet strip was used to connect multiple power cables to a single LISN provided the rating of the LISN was not exceeded.
- 3) The tabletop EUT was placed upon a non-metallic table 0.8m above the ground reference plane. And for floor-standing arrangement, the EUT was placed on the horizontal ground reference plane,
- 4) The test was performed with a vertical ground reference plane. The rear of the EUT shall be 0.4 m from the vertical ground reference plane. The vertical ground reference plane was bonded to the horizontal ground reference plane. The LISN 1 was placed 0.8 m from the boundary of the unit under test and bonded to a ground reference plane for LISNs mounted on top of the ground reference plane. This distance was between the closest points of the LISN 1 and the EUT. All other units of the EUT and associated equipment was at least 0.8 m from the LISN 2.
- 5) In order to find the maximum emission, the relative positions of equipment and all of the interface cables must be changed according to ANSI C63.10 on conducted measurement.

Remark: Level=Read Level+ Cable Loss+ LISN Factor

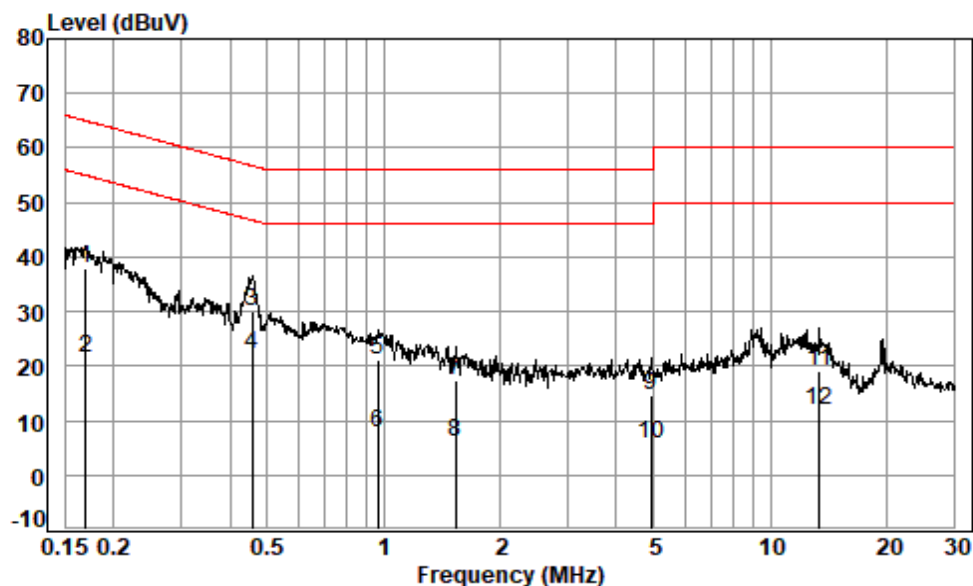
## SGS-CSTC Standards Technical Services Co., Ltd. Shenzhen Branch

SZEMC-TRF-01 Rev. A/1

Report No.: SZCR240900362305

Page: 16 of 334

Test Mode: 11; Line: Live line



Site : Shielding Room  
Condition: Line  
Job No. : 03623AT  
Test mode: 11

	Freq	Cable Loss	LISN Factor	Read Level	Level	Limit Line	Over Limit	Remark
	MHz	dB	dB	dBuV	dBuV	dBuV	dB	
1	0.1694	0.06	9.80	28.02	37.88	64.99	-27.11	QP
2	0.1694	0.06	9.80	11.52	21.38	54.99	-33.61	Average
3 *	0.4564	0.08	9.72	20.39	30.19	56.76	-26.57	QP
4 *	0.4564	0.08	9.72	12.39	22.19	46.76	-24.57	Average
5	0.9633	0.09	9.71	11.30	21.10	56.00	-34.90	QP
6	0.9633	0.09	9.71	-1.84	7.96	46.00	-38.04	Average
7	1.5355	0.10	9.68	7.44	17.22	56.00	-38.78	QP
8	1.5355	0.10	9.68	-3.65	6.13	46.00	-39.87	Average
9	4.9257	0.12	9.64	4.73	14.49	56.00	-41.51	QP
10	4.9257	0.12	9.64	-3.97	5.79	46.00	-40.21	Average
11	13.4080	0.24	10.06	8.65	18.95	60.00	-41.05	QP
12	13.4080	0.24	10.06	1.66	11.96	50.00	-38.04	Average



SGS-CSTC Standards Technical Services Co., Ltd.  
Shenzhen Branch Testing and Calibration Laboratory

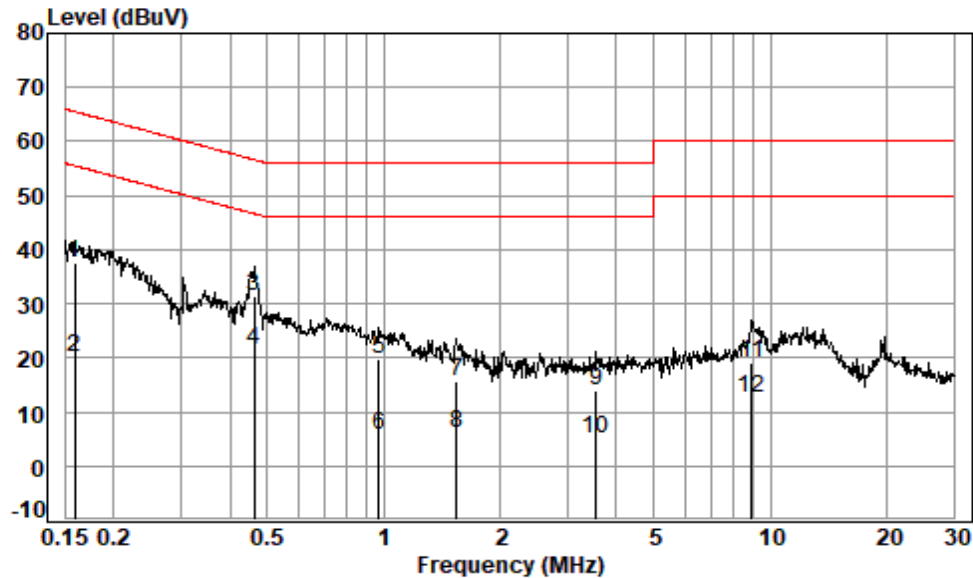
Unless otherwise agreed in writing, this document is issued by the Company subject to its General Conditions of Service printed overleaf, available on request or accessible at <https://www.sgs.com/en/Terms-and-Conditions>. Attention is drawn to the limitation of liability, indemnification and jurisdiction issues defined therein. Any holder of this document is advised that information contained hereon reflects the Company's findings at the time of its intervention only and within the limits of Client's instructions, if any. The Company's sole responsibility is to its Client and this document does not exonerate parties to a transaction from exercising all their rights and obligations under the transaction documents. This document cannot be reproduced except in full, without prior written approval of the Company. Any unauthorized alteration, forgery or falsification of the content or appearance of this document is unlawful and offenders may be prosecuted to the fullest extent of the law. Unless otherwise stated the results shown in this test report refer only to the sample(s) tested and such sample(s) are retained for 30 days only.

Attention: To check the authenticity of testing / inspection report & certificate, please contact us at telephone: (86-755) 8307 1443, or email: [CN.Doccheck@sgs.com](mailto:CN.Doccheck@sgs.com)

No.1 Workshop, M-10, Middle Section, Science & Technology Park, Nanshan District, Shenzhen, Guangdong, China 518057 t (86-755) 26012053 f (86-755) 26710594 www.sgs.com.cn  
中国·广东·深圳市南山区科技园中区M-10栋1号厂房 邮编: 518057 t (86-755) 26012053 f (86-755) 26710594 sgs.china@sgs.com



Test Mode: 11; Line: Neutral Line



Site : Shielding Room  
Condition: Neutral  
Job No. : 03623AT  
Test mode: 11

	Freq	Cable Loss	LISN Factor	Read Level	Level	Limit Line	Over Limit	Remark
	MHz	dB	dB	dBuV	dBuV	dBuV	dB	
1	0.1590	0.06	9.82	27.54	37.42	65.52	-28.10	QP
2	0.1590	0.06	9.82	10.16	20.04	55.52	-35.48	Average
3 *	0.4637	0.08	9.73	21.64	31.45	56.63	-25.18	QP
4 *	0.4637	0.08	9.73	11.80	21.61	46.63	-25.02	Average
5	0.9735	0.09	9.73	9.95	19.77	56.00	-36.23	QP
6	0.9735	0.09	9.73	-3.95	5.87	46.00	-40.13	Average
7	1.5436	0.10	9.70	5.93	15.73	56.00	-40.27	QP
8	1.5436	0.10	9.70	-3.88	5.92	46.00	-40.08	Average
9	3.5466	0.11	9.67	4.27	14.05	56.00	-41.95	QP
10	3.5466	0.11	9.67	-4.55	5.23	46.00	-40.77	Average
11	8.9637	0.19	9.94	9.11	19.24	60.00	-40.76	QP
12	8.9637	0.19	9.94	2.34	12.47	50.00	-37.53	Average



## 7.2 Maximum Conducted output power

Test Requirement 47 CFR Part 15, Subpart E 15.407 (a)

Test Method: KDB 789033 D02 II E

Limit:

Frequency band(MHz)	Limit
5150-5250	≤1W(30dBm) for master device
	≤250mW(24dBm) for client device
5250-5350	≤250mW(24dBm) or 11dBm+10logB*
5470-5725	≤250mW(24dBm) or 11dBm+10logB*
5725-5850	≤1W(30dBm)
Remark:	<p>* Where B is the 26dB emission bandwidth in MHz.</p> <p>The maximum conducted output power must be measured over any interval of continuous transmission using instrumentation calibrated in terms of an rms-equivalent voltage.</p>

### 7.2.1 E.U.T. Operation

Operating Environment:

Temperature: 24.5 °C

Humidity: 40.8 % RH

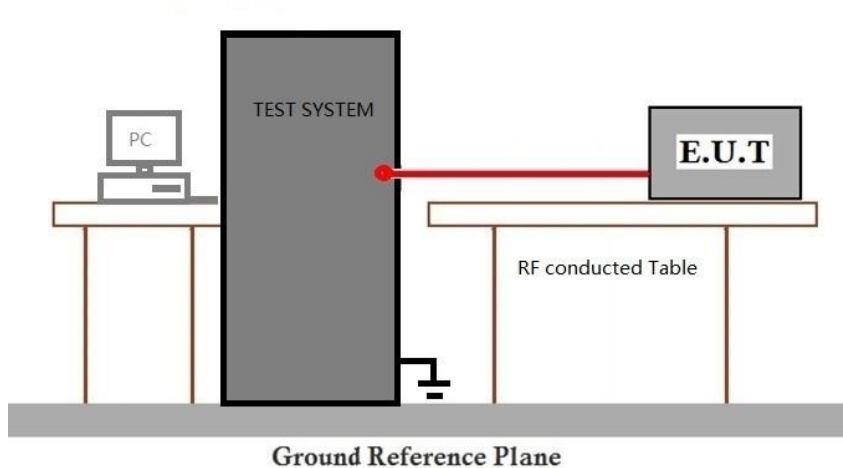
Atmospheric Pressure: 1020 mbar

### 7.2.2 Test Mode Description

Pre-scan / Final test	Mode Code	Description
Final test	09	TX mode (U-NII-1)_Keep the EUT in continuously transmitting mode with all modulation types. All data rates for each modulation type have been tested and found the data rate @ 6Mbps is the worst case of IEEE 802.11a; data rate @ MCS0 is the worst case of IEEE 802.11n(HT20), 802.11n(HT40), 802.11ac(VHT20), 802.11ac(VHT40), 802.11ac(VHT80); data rate @HE0 is the worst case of IEEE 802.11ax(HEW20), 802.11ax(HEW40), 802.11ax(HEW80). Only the data of worst case is recorded in the report.
Final test	10	TX mode (U-NII-3) _Keep the EUT in continuously transmitting mode with all modulation types.All data rates for each modulation type have been tested and found the data rate @ 6Mbps is the worst case of IEEE 802.11a; data rate @ MCS0 is the worst case of IEEE 802.11n(HT20), 802.11n(HT40), 802.11ac(VHT20), 802.11ac(VHT40), 802.11ac(VHT80); data rate @HE0 is the worst case of IEEE 802.11ax(HEW20), 802.11ax(HEW40), 802.11ax(HEW80). Only the data of worst case is recorded in the report.



### 7.2.3 Test Setup Diagram



### 7.2.4 Measurement Procedure and Data

Note: Since the verify power the same operating range bandwidth and smaller power can be covered by the higher power.

Please Refer to Appendix for Details

## SGS-CSTC Standards Technical Services Co., Ltd. Shenzhen Branch

SZEMC-TRF-01 Rev. A/1

Report No.: SZCR240900362305

Page: 20 of 334

### 7.3 Radiated Emissions (Below 1GHz)

Test Requirement 47 CFR Part 15, Subpart C 15.209 & Subpart E 15.407(b)

Test Method: KDB 789033 D02 II G

Measurement Distance: 3m

Limit:

Frequency(MHz)	Field strength(microvolts/meter)	Measurement distance(meters)
0.009-0.490	2400/F(kHz)	300
0.490-1.705	24000/F(kHz)	30
1.705-30.0	30	30
30-88	100	3
88-216	150	3
216-960	200	3
960-1000	500	3

#### 7.3.1 E.U.T. Operation

Operating Environment:

Temperature: 20.2 °C

Humidity: 45.2 % RH

Atmospheric Pressure: 1020 mbar

#### 7.3.2 Test Mode Description

Pre-scan / Final test	Mode Code	Description
Pre-scan	09	TX mode (U-NII-1)_Keep the EUT in continuously transmitting mode with all modulation types. All data rates for each modulation type have been tested and found the data rate @ 6Mbps is the worst case of IEEE 802.11a; data rate @ MCS0 is the worst case of IEEE 802.11n(HT20), 802.11n(HT40), 802.11ac(VHT20), 802.11ac(VHT40), 802.11ac(VHT80); data rate @HE0 is the worst case of IEEE 802.11ax(HEW20), 802.11ax(HEW40), 802.11ax(HEW80). Only the data of worst case is recorded in the report.
Pre-scan	10	TX mode (U-NII-3) _Keep the EUT in continuously transmitting mode with all modulation types.All data rates for each modulation type have been tested and found the data rate @ 6Mbps is the worst case of IEEE 802.11a; data rate @ MCS0 is the worst case of IEEE 802.11n(HT20), 802.11n(HT40), 802.11ac(VHT20), 802.11ac(VHT40), 802.11ac(VHT80); data rate @HE0 is the worst case of IEEE 802.11ax(HEW20), 802.11ax(HEW40), 802.11ax(HEW80). Only the data of worst case is recorded in the report.
Final test	11	Charge + TX mode (U-NII-1) _Keep the EUT in continuously transmitting mode with all modulation types and being charged. All data rates for each modulation type have been tested and found the data rate @ 6Mbps is the worst case of IEEE 802.11a; data rate @ MCS0 is the worst case of IEEE 802.11n(HT20), 802.11n(HT40), 802.11ac(VHT20), 802.11ac(VHT40), 802.11ac(VHT80); data rate @HE0 is the



Unless otherwise agreed in writing, this document is issued by the Company subject to its General Conditions of Service printed overleaf, available on request or accessible at <https://www.sgs.com/en/Terms-and-Conditions>. Attention is drawn to the limitation of liability, indemnification and jurisdiction issues defined therein. Any holder of this document is advised that information contained hereon reflects the Company's findings at the time of its intervention only and within the limits of Client's instructions, if any. The Company's sole responsibility is to its Client and this document does not exonerate parties to a transaction from exercising all their rights and obligations under the transaction documents. This document cannot be reproduced except in full, without prior written approval of the Company. Any unauthorized alteration, forgery or falsification of the content or appearance of this document is unlawful and offenders may be prosecuted to the fullest extent of the law. Unless otherwise stated the results shown in this test report refer only to the sample(s) tested and such sample(s) are retained for 30 days only.

Attention: To check the authenticity of testing /inspection report & certificate, please contact us at telephone: (86-755) 8307 1443, or email: [CN.Doccheck@sgs.com](mailto:CN.Doccheck@sgs.com)

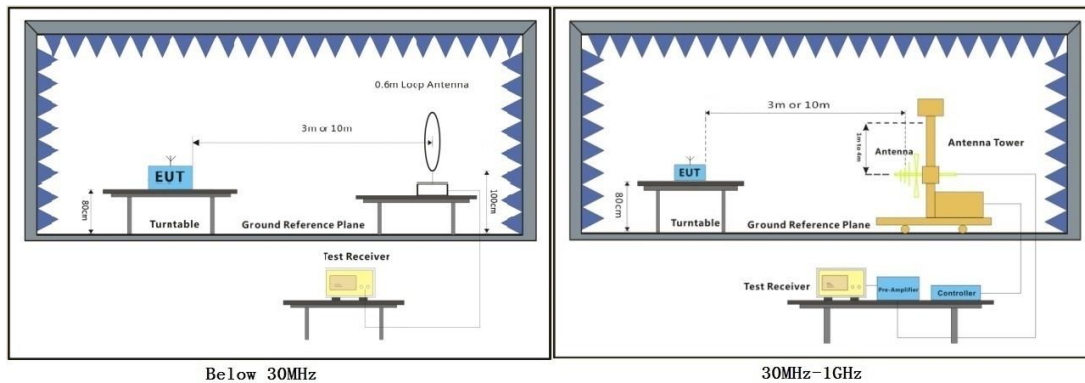
SGS-CSTC Standards Technical Services Co., Ltd.  
Shenzhen Branch (Testing) (China) Laboratory

No.1 Workshop, M-10, Middle Section, Science & Technology Park, Nanshan District, Shenzhen, Guangdong, China 518057 t (86-755) 26012053 f (86-755) 26710594 www.sgsgroup.com.cn  
中国·广东·深圳市南山区科技园中区M-10栋1号厂房 邮编: 518057 t (86-755) 26012053 f (86-755) 26710594 sgs.china@sgs.com



		worst case of IEEE 802.11ax(HEW20), 802.11ax(HEW40), 802.11ax(HEW80). Only the data of worst case is recorded in the report.
Pre-scan	12	Charge + TX mode (U-NII-3) _Keep the EUT in continuously transmitting mode with all modulation types and being charged. All data rates for each modulation type have been tested and found the data rate @ 6Mbps is the worst case of IEEE 802.11a; data rate @ MCS0 is the worst case of IEEE 802.11n(HT20), 802.11n(HT40), 802.11ac(VHT20), 802.11ac(VHT40), 802.11ac(VHT80); data rate @HE0 is the worst case of IEEE 802.11ax(HEW20), 802.11ax(HEW40), 802.11ax(HEW80). Only the data of worst case is recorded in the report.

### 7.3.3 Test Setup Diagram



## 7.3.4 Measurement Procedure and Data

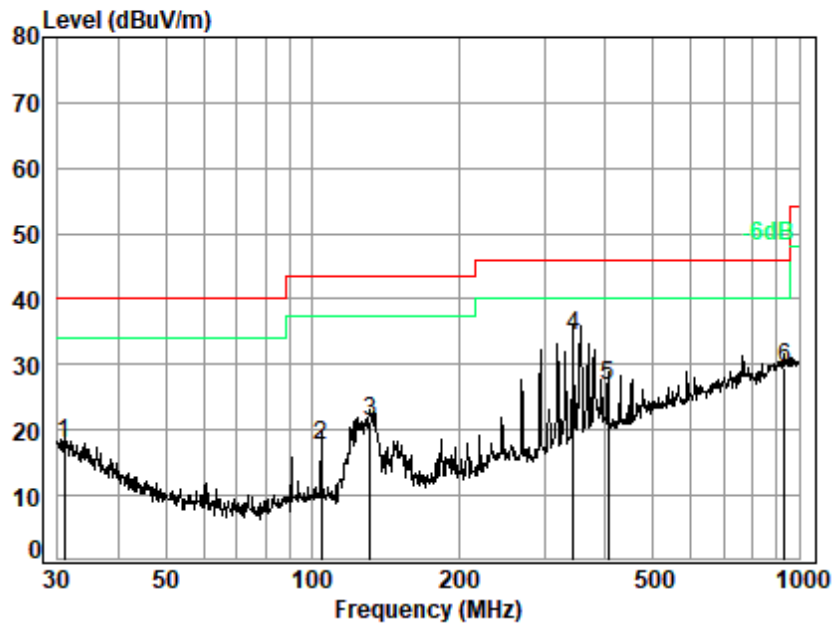
- a. For below 1GHz, the EUT was placed on the top of a rotating table 0.8 meters above the ground at a 3 meter semi-anechoic chamber. The table was rotated 360 degrees to determine the position of the highest radiation.
- b. The EUT was set 3 or 10 meters away from the interference-receiving antenna, which was mounted on the top of a variable-height antenna tower.
- c. The antenna height is varied from one meter to four meters above the ground to determine the maximum value of the field strength. Both horizontal and vertical polarizations of the antenna are set to make the measurement.
- d. For each suspected emission, the EUT was arranged to its worst case and then the antenna was tuned to heights from 1 meter to 4 meters (for the test frequency of below 30MHz, the antenna was tuned to heights 1 meter) and the rotatable table was turned from 0 degrees to 360 degrees to find the maximum reading.
- e. The test-receiver system was set to Peak Detect Function and Specified Bandwidth with Maximum Hold Mode.
- f. If the emission level of the EUT in peak mode was 10dB lower than the limit specified, then testing could be stopped and the peak values of the EUT would be reported. Otherwise the emissions that did not have 10dB margin would be re-tested one by one using quasi-peak method as specified and then reported in a data sheet.
- g. Test the EUT in the lowest channel, the middle channel, the Highest channel.
- h. The radiation measurements are performed in X, Y, Z axis positioning for Transmitting mode, and found the X axis positioning which it is the worst case.
- i. Repeat above procedures until all frequencies measured was complete.

Remark:

1. Level= Read Level+ Cable Loss+ Antenna Factor- Preamp Factor
2. For emission below 1GHz, through the pre-scan found the worst case is the lowest channel of 802.11a. Only the worst case is recorded in the report.
3. Scan from 9kHz to 30MHz, the disturbance below 30MHz was very low. The points marked on above plots are the highest emissions could be found when testing, so only above points had been displayed. The amplitude of spurious emissions from the radiator which are attenuated more than 20dB below the limit need not be reported.
4. The disturbance below 1GHz was very low and the harmonics were the highest point could be found when testing, so only the above harmonics had been displayed.



Test Mode: 11; Polarity: Horizontal; Modulation:802.11a; Bandwidth:20MHz; Channel: Low

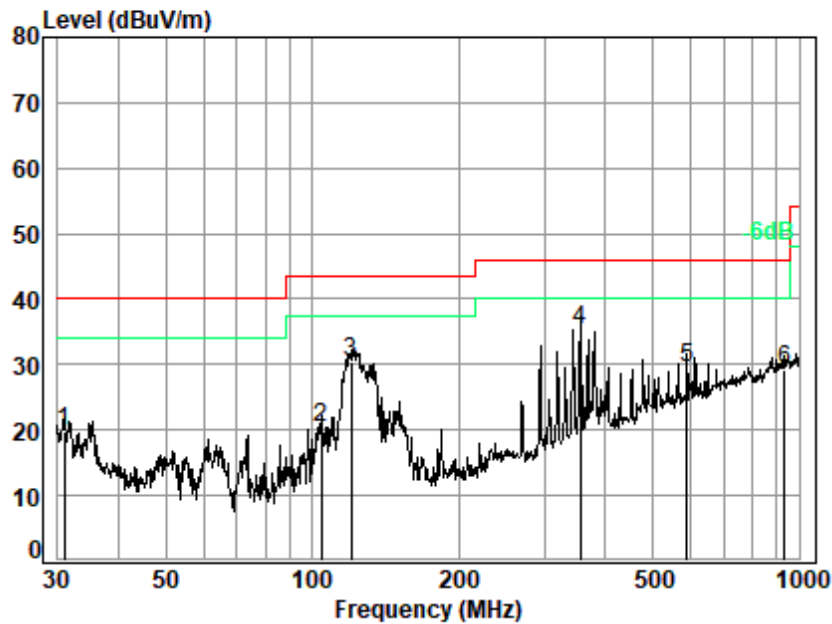


Site : chamber  
Condition: 3m HORIZONTAL  
Job No. : 03623AT  
Test Mode: 11

	Ant	Cable	Preamp	Read		Limit	Over	
	Freq	Factor	Loss	Factor	Level	Level	Line	Limit Remark
	MHz	dB/m	dB	dB	dBuV	dBuV/m	dBuV/m	dB
1	30.96	20.76	0.68	27.79	24.21	17.86	40.00	-22.14 QP
2	104.17	12.22	1.25	27.57	31.89	17.79	43.50	-25.71 QP
3	131.76	11.10	1.43	27.46	36.16	21.23	43.50	-22.27 QP
4 q	343.18	19.36	2.38	26.93	39.51	34.32	46.00	-11.68 QP
5	404.67	20.54	2.60	27.18	30.95	26.91	46.00	-19.09 QP
6	935.55	28.18	4.22	26.51	23.67	29.56	46.00	-16.44 QP



Test Mode: 11; Polarity: Vertical; Modulation:802.11a; Bandwidth:20MHz; Channel: Low



Site : chamber  
Condition: 3m VERTICAL  
Job No. : 03623AT  
Test Mode: 11

	Ant Freq	Cable Factor	Preamp Loss	Read Factor	Level dBuV	Limit dBuV/m	Over Limit	Remark
	MHz	dB/m	dB	dB	dBuV	dBuV/m	dB	
1	30.96	20.76	0.68	27.79	26.19	19.84	40.00	-20.16 QP
2	104.54	12.21	1.25	27.57	34.38	20.27	43.50	-23.23 QP
3	120.28	11.09	1.36	27.50	45.44	30.39	43.50	-13.11 QP
4 q	355.43	20.09	2.42	26.98	39.89	35.42	46.00	-10.58 QP
5	588.91	24.37	3.21	27.92	29.86	29.52	46.00	-16.48 QP
6	935.55	28.18	4.22	26.51	23.32	29.21	46.00	-16.79 QP



Unless otherwise agreed in writing, this document is issued by the Company subject to its General Conditions of Service printed overleaf, available on request or accessible at <https://www.sgs.com/en/Terms-and-Conditions>. Attention is drawn to the limitation of liability, indemnification and jurisdiction issues defined therein. Any holder of this document is advised that information contained hereon reflects the Company's findings at the time of its intervention only and within the limits of Client's instructions, if any. The Company's sole responsibility is to its Client and this document does not exonerate parties to a transaction from exercising all their rights and obligations under the transaction documents. This document cannot be reproduced except in full, without prior written approval of the Company. Any unauthorized alteration, forgery or falsification of the content or appearance of this document is unlawful and offenders may be prosecuted to the fullest extent of the law. Unless otherwise stated the results shown in this test report refer only to the sample(s) tested and such sample(s) are retained for 30 days only.

Attention: To check the authenticity of testing /inspection report & certificate, please contact us at telephone: (86-755) 8307 1443, or email: [CN.Doccheck@sgs.com](mailto:CN.Doccheck@sgs.com)



## 7.4 Radiated Emissions (Above 1GHz)

Test Requirement 47 CFR Part 15, Subpart C 15.209 & Subpart E 15.407(b)

Test Method: KDB 789033 D02 II G

Measurement Distance: 3m

Limit:

Frequency(MHz)	Field strength(microvolts/meter)	Measurement distance(meters)
Above 1GHz	500	3
<p>*(1) For transmitters operating in the 5.15-5.25 GHz band: All emissions outside of the 5.15-5.35 GHz band shall not exceed an e.i.r.p. of -27 dBm/MHz.</p> <p>(2) For transmitters operating in the 5.25-5.35 GHz band: All emissions outside of the 5.15-5.35 GHz band shall not exceed an e.i.r.p. of -27 dBm/MHz.</p> <p>(3) For transmitters operating in the 5.47-5.725 GHz band: All emissions outside of the 5.47-5.725 GHz band shall not exceed an e.i.r.p. of -27 dBm/MHz.</p> <p>(4) For transmitters operating in the 5.725-5.85 GHz band:</p> <p>(i) All emissions shall be limited to a level of -27 dBm/MHz at 75 MHz or more above or below the band edge increasing linearly to 10 dBm/MHz at 25 MHz above or below the band edge, and from 25 MHz above or below the band edge increasing linearly to a level of 15.6 dBm/MHz at 5 MHz above or below the band edge, and from 5 MHz above or below the band edge increasing linearly to a level of 27 dBm/MHz at the band edge.</p> <p>Remark: The emission limits shown in the above table are based on measurements employing a CISPR quasi-peak detector except for the frequency bands 9-90kHz, 110-490kHz and above 1000 MHz. Radiated emission limits in these three bands are based on measurements employing an average detector, the peak field strength of any emission shall not exceed the maximum permitted average limits specified above by more than 20 dB under any condition of modulation.</p>		



# SGS-CSTC Standards Technical Services Co., Ltd. Shenzhen Branch

SZEMC-TRF-01 Rev. A/1

Report No.: SZCR240900362305

Page: 26 of 334

## 7.4.1 E.U.T. Operation

Operating Environment:

Temperature: 22.4 °C

Humidity: 51.4 % RH

Atmospheric Pressure: 1020 mbar

## 7.4.2 Test Mode Description

Pre-scan / Final test	Mode Code	Description
Pre-scan	09	TX mode (U-NII-1)_Keep the EUT in continuously transmitting mode with all modulation types. All data rates for each modulation type have been tested and found the data rate @ 6Mbps is the worst case of IEEE 802.11a; data rate @ MCS0 is the worst case of IEEE 802.11n(HT20), 802.11n(HT40), 802.11ac(VHT20), 802.11ac(VHT40), 802.11ac(VHT80); data rate @HE0 is the worst case of IEEE 802.11ax(HEW20), 802.11ax(HEW40), 802.11ax(HEW80). Only the data of worst case is recorded in the report.
Pre-scan	10	TX mode (U-NII-3) _Keep the EUT in continuously transmitting mode with all modulation types.All data rates for each modulation type have been tested and found the data rate @ 6Mbps is the worst case of IEEE 802.11a; data rate @ MCS0 is the worst case of IEEE 802.11n(HT20), 802.11n(HT40), 802.11ac(VHT20), 802.11ac(VHT40), 802.11ac(VHT80); data rate @HE0 is the worst case of IEEE 802.11ax(HEW20), 802.11ax(HEW40), 802.11ax(HEW80). Only the data of worst case is recorded in the report.
Final test	11	Charge + TX mode (U-NII-1) _Keep the EUT in continuously transmitting mode with all modulation types and being charged. All data rates for each modulation type have been tested and found the data rate @ 6Mbps is the worst case of IEEE 802.11a; data rate @ MCS0 is the worst case of IEEE 802.11n(HT20), 802.11n(HT40), 802.11ac(VHT20), 802.11ac(VHT40), 802.11ac(VHT80); data rate @HE0 is the worst case of IEEE 802.11ax(HEW20), 802.11ax(HEW40), 802.11ax(HEW80). Only the data of worst case is recorded in the report.
Final test	12	Charge + TX mode (U-NII-3) _Keep the EUT in continuously transmitting mode with all modulation types and being charged. All data rates for each modulation type have been tested and found the data rate @ 6Mbps is the worst case of IEEE 802.11a; data rate @ MCS0 is the worst case of IEEE 802.11n(HT20), 802.11n(HT40), 802.11ac(VHT20), 802.11ac(VHT40), 802.11ac(VHT80); data rate @HE0 is the worst case of IEEE 802.11ax(HEW20), 802.11ax(HEW40), 802.11ax(HEW80). Only the data of worst case is recorded in the report.



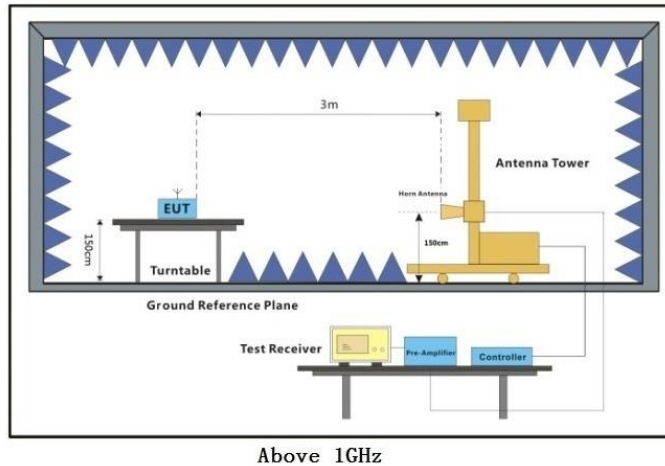
SGS-CSTC Standards Technical Services Co., Ltd.  
Shenzhen Branch Inspection & Testing Services

Unless otherwise agreed in writing, this document is issued by the Company subject to its General Conditions of Service printed overleaf, available on request or accessible at <https://www.sgs.com/en/Terms-and-Conditions>. Attention is drawn to the limitation of liability, indemnification and jurisdiction issues defined therein. Any holder of this document is advised that information contained hereon reflects the Company's findings at the time of its intervention only and within the limits of Client's instructions, if any. The Company's sole responsibility is to its Client and this document does not exonerate parties to a transaction from exercising all their rights and obligations under the transaction documents. This document cannot be reproduced except in full, without prior written approval of the Company. Any unauthorized alteration, forgery or falsification of the content or appearance of this document is unlawful and offenders may be prosecuted to the fullest extent of the law. Unless otherwise stated the results shown in this test report refer only to the sample(s) tested and such sample(s) are retained for 30 days only.

Attention: To check the authenticity of testing /inspection report & certificate, please contact us at telephone: (86-755) 8307 1443, or email: [CN.Doccheck@sgs.com](mailto:CN.Doccheck@sgs.com)

No.1 Workshop, M-10, Middle Section, Science & Technology Park, Nanshan District, Shenzhen, Guangdong, China 518057 t (86-755) 26012053 f (86-755) 26710594 www.sgs.com.cn  
中国·广东·深圳市南山区科技园中区M-10栋1号厂房 邮编: 518057 t (86-755) 26012053 f (86-755) 26710594 sgs.china@sgs.com

### 7.4.3 Test Setup Diagram



## 7.4.4 Measurement Procedure and Data

- a. For above 1GHz, the EUT was placed on the top of a rotating table 1.5 meters above the ground at a 3 meter fully-anechoic chamber. The table was rotated 360 degrees to determine the position of the highest radiation.
- b. The EUT was set 3 meters away from the interference-receiving antenna, which was mounted on the top of a variable-height antenna tower.
- c. The antenna height is varied from one meter to four meters above the ground to determine the maximum value of the field strength. Both horizontal and vertical polarizations of the antenna are set to make the measurement.
- d. For each suspected emission, the EUT was arranged to its worst case and then the antenna was tuned to heights from 1 meter to 4 meters (for the test frequency of below 30MHz, the antenna was tuned to heights 1 meter) and the rotatable table was turned from 0 degrees to 360 degrees to find the maximum reading.
- e. The test-receiver system was set to Peak Detect Function and Specified Bandwidth with Maximum Hold Mode.
- f. If the emission level of the EUT in peak mode was 10dB lower than the limit specified, then testing could be stopped and the peak values of the EUT would be reported. Otherwise the emissions that did not have 10dB margin would be re-tested one by one using peak or average method as specified and then reported in a data sheet.
- g. Test the EUT in the lowest channel, the middle channel, the Highest channel.
- h. The radiation measurements are performed in X, Y, Z axis positioning for Transmitting mode, and found the X axis positioning which it is the worst case.
- i. Repeat above procedures until all frequencies measured was complete.

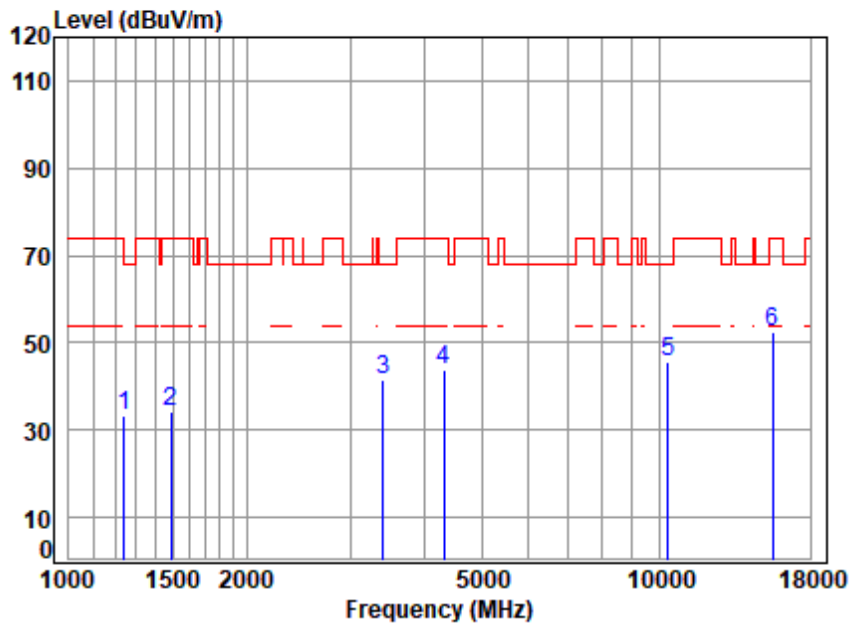
Remark:

1. Level= Read Level+ Cable Loss+ Antenna Factor- Preamp Factor
2. Scan from 18GHz to 40GHz, the disturbance above 18GHz was very low. The points marked on above plots are the highest emissions could be found when testing, so only above points had been displayed. The amplitude of spurious emissions from the radiator which are attenuated more than 20dB below the limit need not be reported.
3. As shown in this section, for frequencies above 1GHz, the field strength limits are based on average limits. However, the peak field strength of any emission shall not exceed the maximum permitted average limits specified above by more than 20 dB under any condition of modulation. For the emissions whose peak level is lower than the average limit, only the peak measurement is shown in the report.
4. The disturbance above 18GHz were very low and the harmonics were the highest point could be found when testing, so only the above harmonics had been displayed.
5. For devices with multiple operating modes, measurements on the middle channel is used to determine the worst-case mode(s). Only the worst case mode with the highest output power and the mode with the highest output power spectral density for each modulation family (e.g., OFDM and direct sequence spread spectrum) is recorded in the test report.





Test Mode: 11; Polarity: Horizontal; Modulation:802.11a; Bandwidth:20MHz; Channel: Low

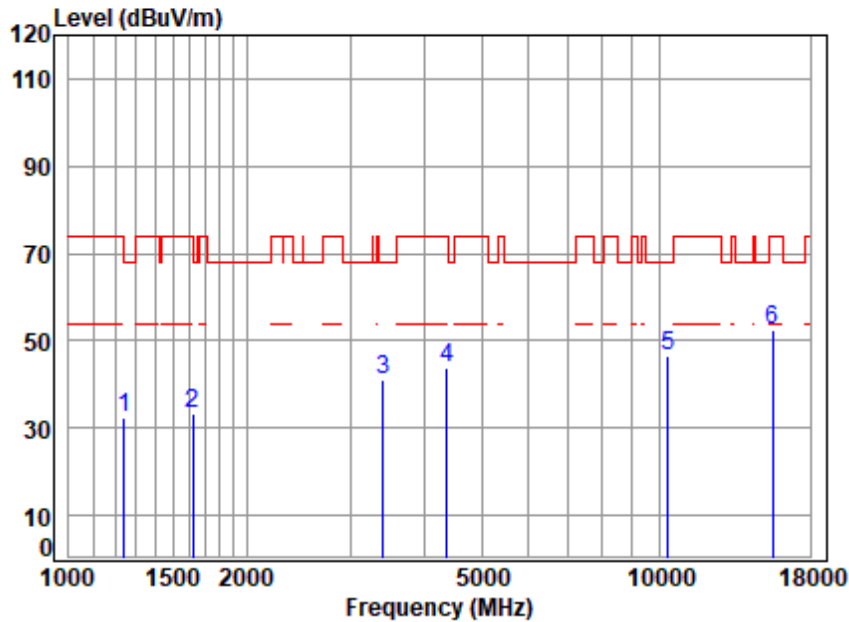


Site : chamber  
Condition: 3m HORIZONTAL  
Job No : 03623AT\03624AT  
Mode : 5180 TX RSE  
Note : 5G WIFI 11A

	Freq	Cable Loss	Ant Factor	Preamp Factor	Read Level	Level	Limit	Over	Remark
	MHz	dB	dB/m	dB	dBuV	dBuV/m	dBuV/m	dB	
1	1242.068	3.74	24.99	61.40	65.93	33.26	68.20	-34.94	peak
2	1490.142	4.03	26.52	61.48	65.03	34.10	74.00	-39.90	peak
3	3405.929	6.44	32.33	61.55	64.33	41.55	68.20	-26.65	peak
4	4316.859	7.04	34.13	61.24	63.67	43.60	74.00	-30.40	peak
5	10360.000	11.14	37.10	61.44	59.02	45.82	68.20	-22.38	peak
6	p15540.000	13.79	41.10	61.25	58.83	52.47	74.00	-21.53	peak



Test Mode: 11; Polarity: Vertical; Modulation:802.11a; Bandwidth:20MHz; Channel: Low

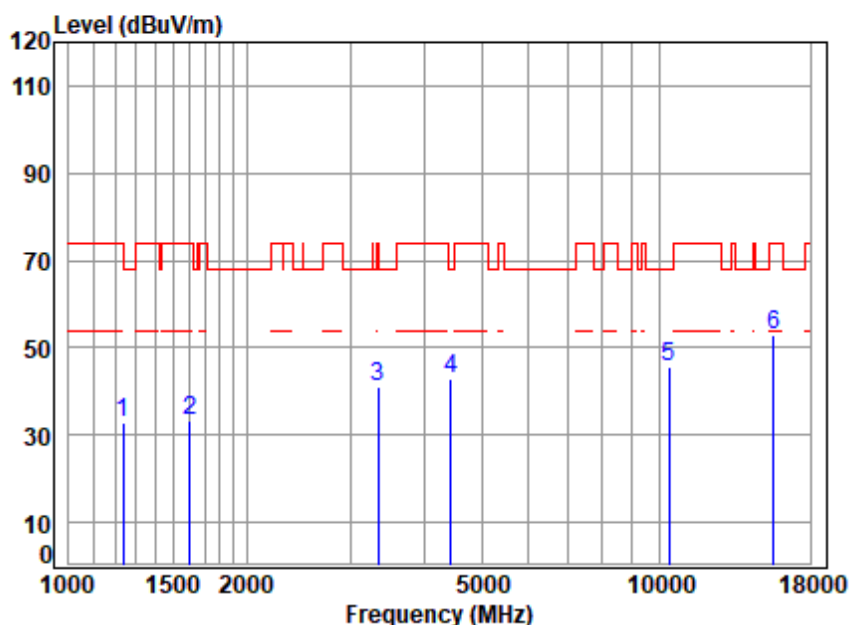


Site : chamber  
Condition: 3m VERTICAL  
Job No : 03623AT\03624AT  
Mode : 5180 TX RSE  
Note : 5G WIFI 11A

	Freq	Cable Loss	Ant Factor	Preamp Factor	Read Level	Level	Limit Line	Over Limit	Remark
	MHz	dB	dB/m	dB	dBuV	dBuV/m	dBuV/m	dB	
1	1242.068	3.74	24.99	61.40	65.25	32.58	68.20	-35.62	peak
2	1620.431	4.21	26.60	61.52	64.13	33.42	74.00	-40.58	peak
3	3405.929	6.44	32.33	61.55	63.71	40.93	68.20	-27.27	peak
4	4367.058	7.10	34.54	61.21	63.39	43.82	74.00	-30.18	peak
5	10360.000	11.14	37.10	61.44	59.58	46.38	68.20	-21.82	peak
6	p15540.000	13.79	41.10	61.25	58.98	52.62	74.00	-21.38	peak



Test Mode: 11; Polarity: Horizontal; Modulation:802.11a; Bandwidth:20MHz; Channel: middle

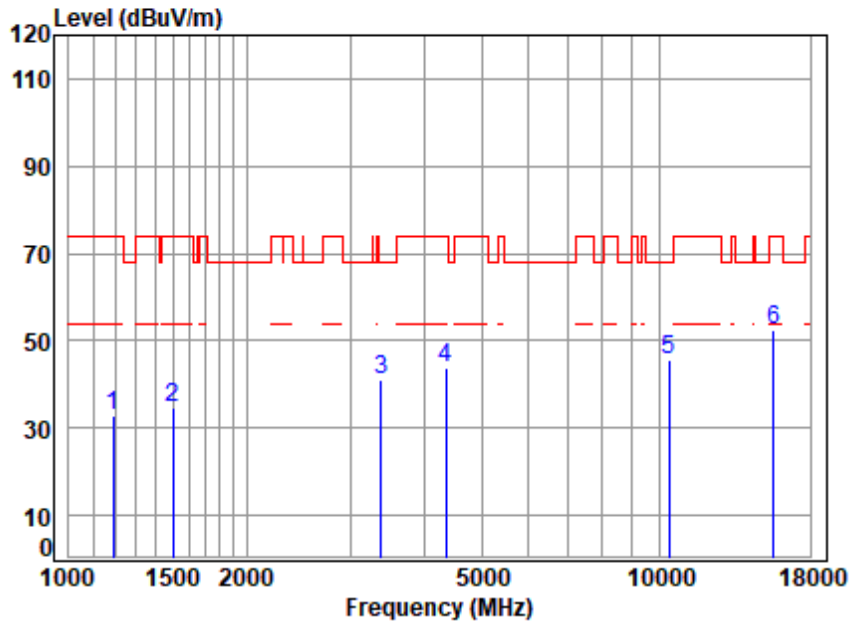


Site : chamber  
Condition: 3m HORIZONTAL  
Job No : 03623AT\03624AT  
Mode : 5200 TX RSE  
Note : 5G WIFI 11A

		Cable	Ant	Preamp	Read		Limit	Over	
	Freq	Loss	Factor	Factor	Level	Level	Line	Limit	Remark
	MHz	dB	dB/m	dB	dBuV	dBuV/m	dBuV/m	dB	
1	1234.909	3.73	24.89	61.40	65.56	32.78	74.00	-41.22	peak
2	1601.804	4.19	26.78	61.52	63.93	33.38	74.00	-40.62	peak
3	3347.371	6.39	32.05	61.57	64.06	40.93	74.00	-33.07	peak
4	4443.453	7.19	34.28	61.18	62.74	43.03	68.20	-25.17	peak
5	10400.000	11.20	37.10	61.44	58.65	45.51	68.20	-22.69	peak
6	p15600.000	13.86	41.10	61.24	59.05	52.77	74.00	-21.23	peak



Test Mode: 11; Polarity: Vertical; Modulation:802.11a; Bandwidth:20MHz; Channel: middle



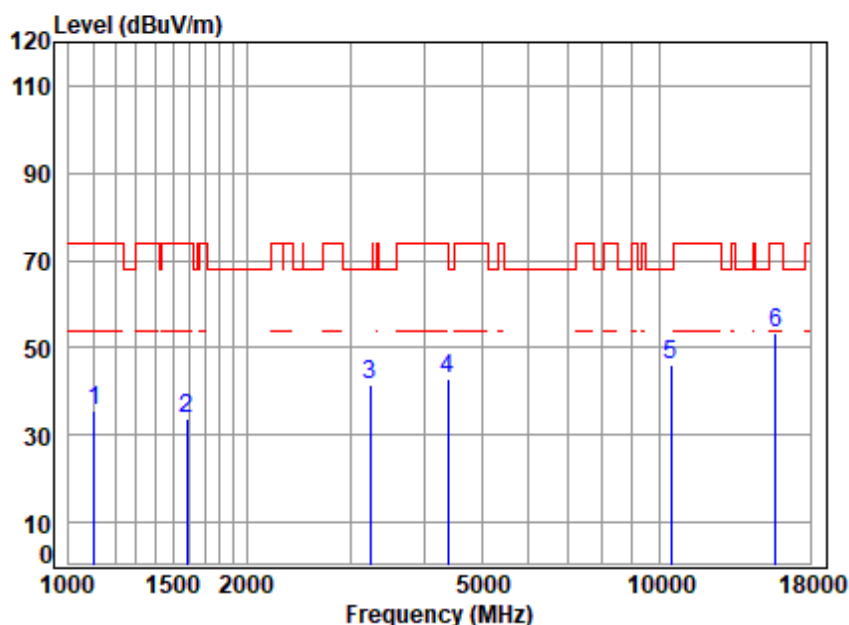
Site : chamber  
Condition: 3m VERTICAL  
Job No : 03623AT\03624AT  
Mode : 5200 TX RSE  
Note : 5G WIFI 11A

	Freq	Cable Loss	Ant Factor	Preamp Factor	Read Level	Level	Limit Line	Over Limit	Remark
	MHz	dB	dB/m	dB	dBuV	dBuV/m	dBuV/m	dB	
1	1189.368	3.67	24.29	61.38	66.27	32.85	74.00	-41.15	peak
2	1498.781	4.04	26.77	61.49	65.21	34.53	74.00	-39.47	peak
3	3386.297	6.42	32.32	61.55	63.91	41.10	68.20	-27.10	peak
4	4354.454	7.08	34.44	61.22	63.71	44.01	74.00	-29.99	peak
5	10400.000	11.20	37.10	61.44	58.92	45.78	68.20	-22.42	peak
6	p15600.000	13.86	41.10	61.24	58.85	52.57	74.00	-21.43	peak





Test Mode: 11; Polarity: Horizontal; Modulation:802.11a; Bandwidth:20MHz; Channel: High

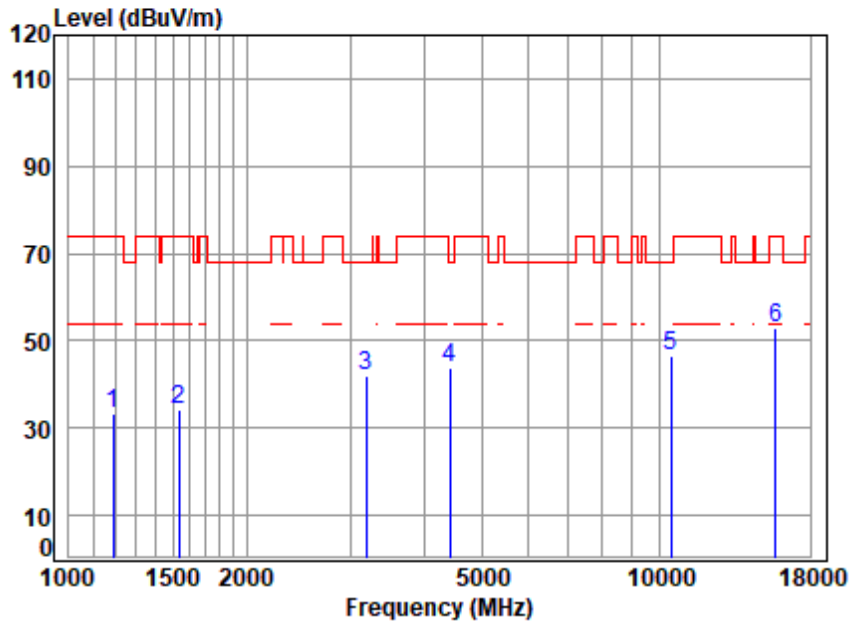


Site : chamber  
Condition: 3m HORIZONTAL  
Job No : 03623AT\03624AT  
Mode : 5240 TX RSE  
Note : 5G WIFI 11A

		Cable	Ant	Preamp	Read		Limit	Over	
	Freq	Loss	Factor	Factor	Level	Level	Line	Limit	Remark
	MHz	dB	dB/m	dB	dBuV	dBuV/m	dBuV/m	dB	
1	1106.457	3.55	23.73	61.35	69.54	35.47	74.00	-38.53	peak
2	1587.975	4.17	26.85	61.51	64.03	33.54	74.00	-40.46	peak
3	3233.260	6.29	32.37	61.60	64.24	41.30	68.20	-26.90	peak
4	4392.376	7.13	34.74	61.20	62.41	43.08	74.00	-30.92	peak
5	10480.000	11.33	37.26	61.44	59.06	46.21	68.20	-21.99	peak
6	p15720.000	14.01	41.22	61.22	59.26	53.27	74.00	-20.73	peak



Test Mode: 11; Polarity: Vertical; Modulation:802.11a; Bandwidth:20MHz; Channel: High

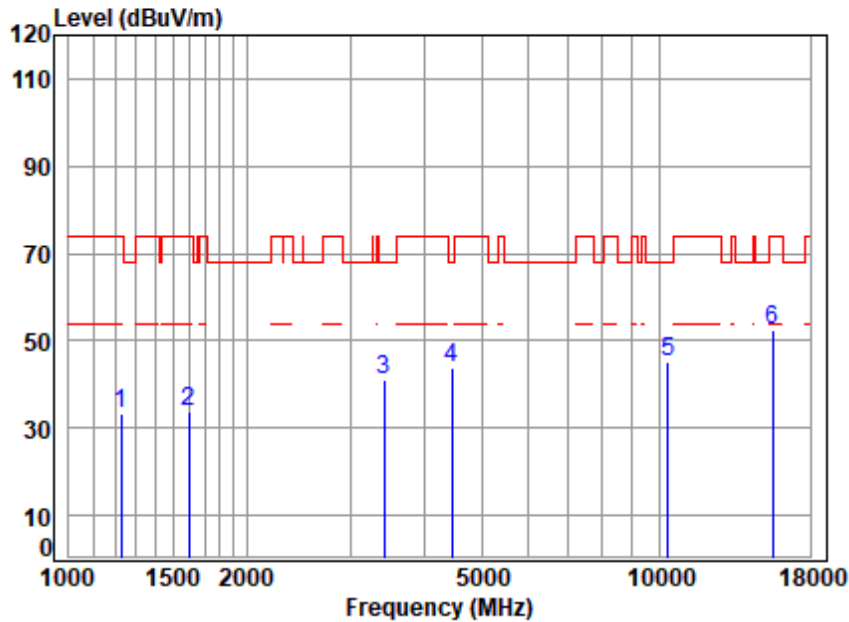


Site : chamber  
Condition: 3m VERTICAL  
Job No : 03623AT\03624AT  
Mode : 5240 TX RSE  
Note : 5G WIFI 11A

	Freq	Cable Loss	Ant Factor	Preamp Factor	Read Level	Level	Limit Line	Over Limit	Remark
	MHz	dB	dB/m	dB	dBuV	dBuV/m	dBuV/m	dB	
1	1189.368	3.67	24.29	61.38	66.91	33.49	74.00	-40.51	peak
2	1533.841	4.09	26.94	61.50	64.79	34.32	74.00	-39.68	peak
3	3186.869	6.25	32.79	61.62	64.47	41.89	68.20	-26.31	peak
4	4417.841	7.16	34.59	61.19	63.27	43.83	68.20	-24.37	peak
5	10480.000	11.33	37.26	61.44	59.30	46.45	68.20	-21.75	peak
6	p15720.000	14.01	41.22	61.22	58.95	52.96	74.00	-21.04	peak



Test Mode: 11; Polarity: Horizontal; Modulation:802.11n; Bandwidth:20MHz; Channel: Low

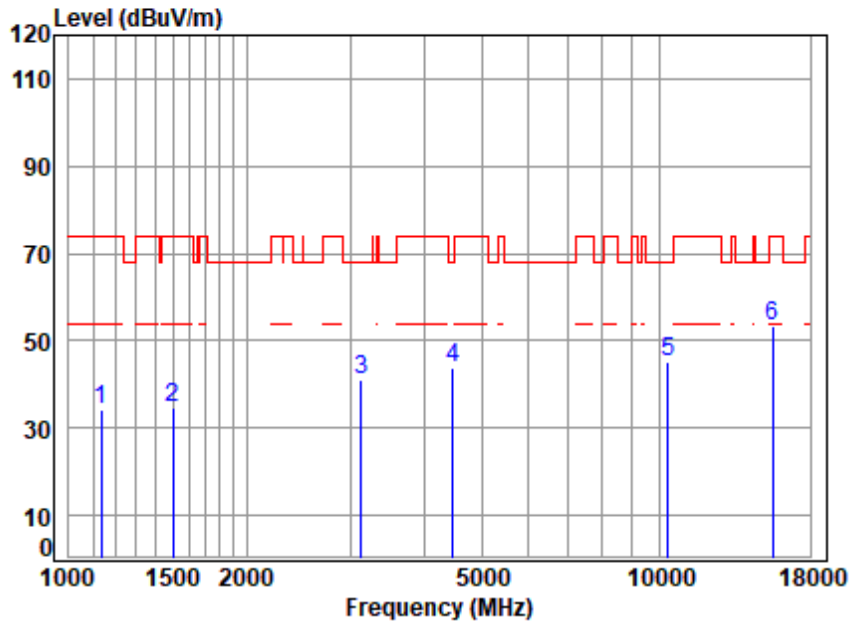


Site : chamber  
Condition: 3m HORIZONTAL  
Job No : 03623AT\03624AT  
Mode : 5180 TX RSE  
Note : 5G WIFI 11N20

		Cable	Ant	Preamp	Read		Limit	Over	
	Freq	Loss	Factor	Factor	Level	Level	Line	Limit	Remark
	MHz	dB	dB/m	dB	dBuV	dBuV/m	dBuV/m	dB	
1	1227.791	3.72	24.79	61.39	66.28	33.40	74.00	-40.60	peak
2	1597.181	4.18	26.81	61.52	64.23	33.70	74.00	-40.30	peak
3	3425.675	6.46	32.09	61.54	64.02	41.03	68.20	-27.17	peak
4	4456.315	7.20	34.12	61.17	63.49	43.64	68.20	-24.56	peak
5	10360.000	11.14	37.10	61.44	58.56	45.36	68.20	-22.84	peak
6	p15540.000	13.79	41.10	61.25	58.91	52.55	74.00	-21.45	peak



Test Mode: 11; Polarity: Vertical; Modulation:802.11n; Bandwidth:20MHz; Channel: Low



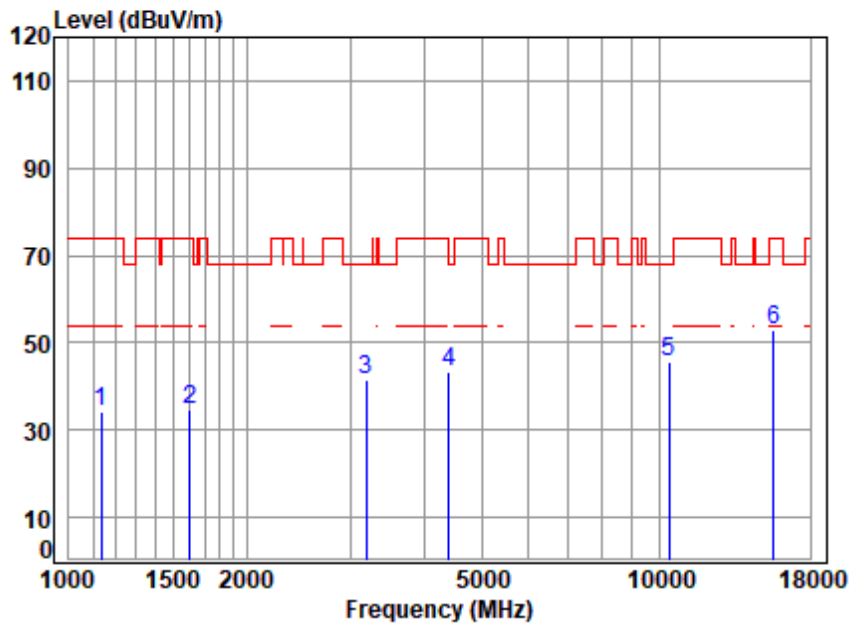
Site : chamber  
Condition: 3m VERTICAL  
Job No : 03623AT\03624AT  
Mode : 5180 TX RSE  
Note : 5G WIFI 11N20

		Cable	Ant	Preamp	Read		Limit	Over	
	Freq	Loss	Factor	Factor	Level	Level	Line	Limit	Remark
	MHz	dB	dB/m	dB	dBuV	dBuV/m	dBuV/m	dB	
1	1135.617	3.59	23.84	61.36	68.15	34.22	74.00	-39.78	peak
2	1503.119	4.04	26.81	61.49	65.21	34.57	74.00	-39.43	peak
3	3132.079	6.20	32.18	61.64	64.37	41.11	68.20	-27.09	peak
4	4469.214	7.22	33.97	61.17	63.70	43.72	68.20	-24.48	peak
5	10360.000	11.14	37.10	61.44	58.49	45.29	68.20	-22.91	peak
6	p15540.000	13.79	41.10	61.25	59.74	53.38	74.00	-20.62	peak





Test Mode: 11; Polarity: Horizontal; Modulation:802.11n; Bandwidth:20MHz; Channel: middle

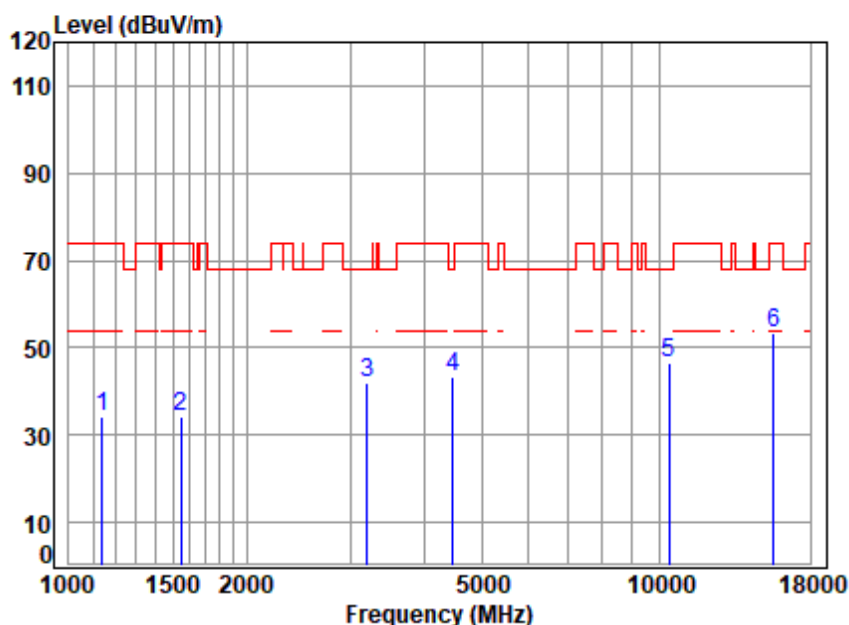


Site : chamber  
Condition: 3m HORIZONTAL  
Job No : 03623AT\03624AT  
Mode : 5200 TX RSE  
Note : 5G WIFI 11N20

		Cable	Ant	Preamp	Read		Limit	Over	
	Freq	Loss	Factor	Factor	Level	Level	Line	Limit	Remark
	MHz	dB	dB/m	dB	dBuV	dBuV/m	dBuV/m	dB	
1	1135.617	3.59	23.84	61.36	68.01	34.08	74.00	-39.92	peak
2	1606.441	4.19	26.74	61.52	65.13	34.54	74.00	-39.46	peak
3	3186.869	6.25	32.79	61.62	63.92	41.34	68.20	-26.86	peak
4	4405.090	7.14	34.74	61.20	62.66	43.34	68.20	-24.86	peak
5	10400.000	11.20	37.10	61.44	58.63	45.49	68.20	-22.71	peak
6	p15600.000	13.86	41.10	61.24	59.11	52.83	74.00	-21.17	peak



Test Mode: 11; Polarity: Vertical; Modulation:802.11n; Bandwidth:20MHz; Channel: middle

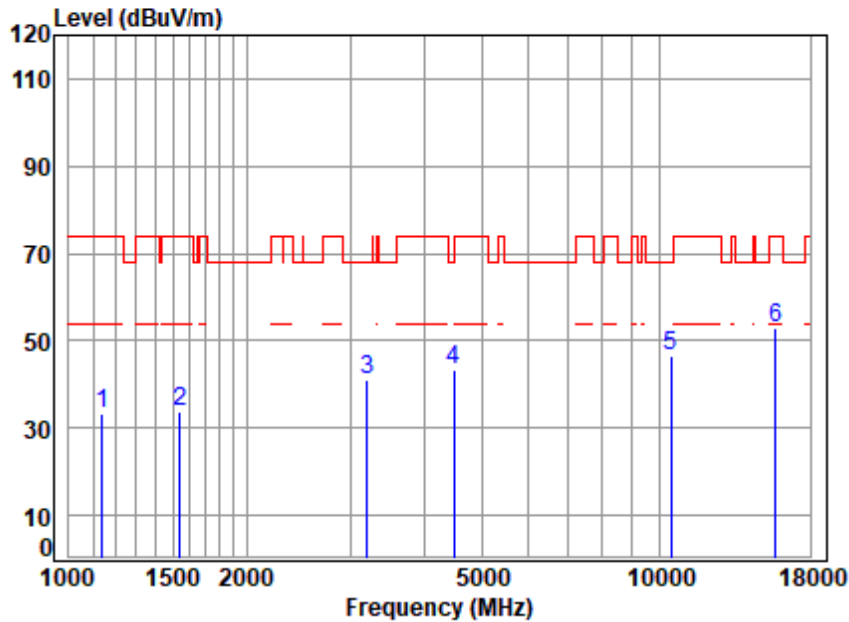


Site : chamber  
Condition: 3m VERTICAL  
Job No : 03623AT\03624AT  
Mode : 5200 TX RSE  
Note : 5G WIFI 11N20

	Freq	Cable Loss	Ant Factor	Preamp Factor	Read Level	Level	Limit	Over	Remark
	MHz	dB	dB/m	dB	dBuV	dBuV/m	dBuV/m	dB	
1	1138.904	3.60	23.86	61.36	68.28	34.38	74.00	-39.62	peak
2	1547.199	4.11	26.99	61.50	64.65	34.25	74.00	-39.75	peak
3	3196.094	6.25	32.87	61.61	64.24	41.75	68.20	-26.45	peak
4	4469.214	7.22	33.97	61.17	63.19	43.21	68.20	-24.99	peak
5	10400.000	11.20	37.10	61.44	59.60	46.46	68.20	-21.74	peak
6	p15600.000	13.86	41.10	61.24	59.57	53.29	74.00	-20.71	peak



Test Mode: 11; Polarity: Horizontal; Modulation:802.11n; Bandwidth:20MHz; Channel: High

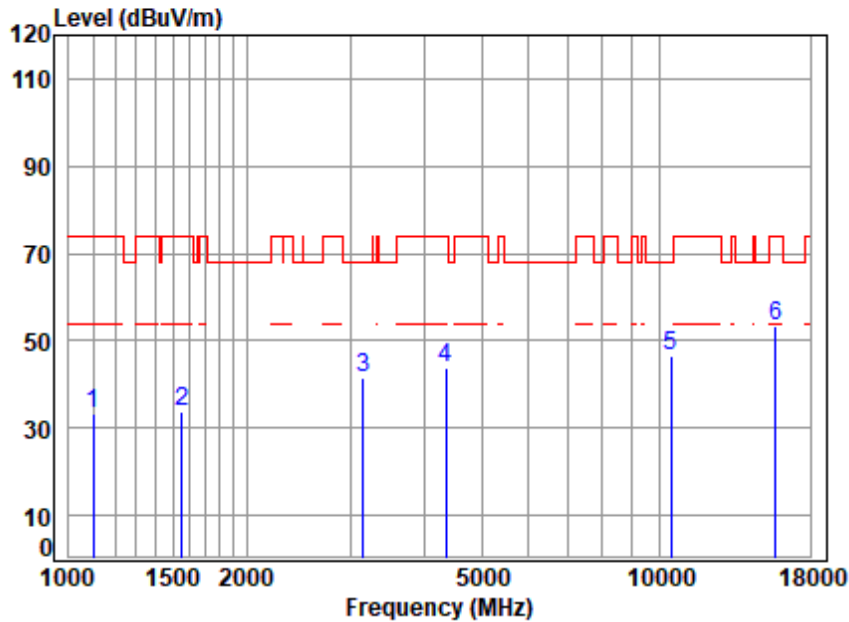


Site : chamber  
Condition: 3m HORIZONTAL  
Job No : 03623AT\03624AT  
Mode : 5240 TX RSE  
Note : 5G WIFI 11N20

		Cable	Ant	Preamp	Read		Limit	Over	
	Freq	Loss	Factor	Factor	Level	Level	Line	Limit	Remark
	MHz	dB	dB/m	dB	dBuV	dBuV/m	dBuV/m	dB	
1	1138.904	3.60	23.86	61.36	67.27	33.37	74.00	-40.63	peak
2	1542.733	4.10	26.97	61.50	64.19	33.76	74.00	-40.24	peak
3	3196.094	6.25	32.87	61.61	63.48	40.99	68.20	-27.21	peak
4	4495.125	7.24	33.66	61.16	63.47	43.21	68.20	-24.99	peak
5	10480.000	11.33	37.26	61.44	59.43	46.58	68.20	-21.62	peak
6	p15720.000	14.01	41.22	61.22	58.74	52.75	74.00	-21.25	peak



Test Mode: 11; Polarity: Vertical; Modulation:802.11n; Bandwidth:20MHz; Channel: High



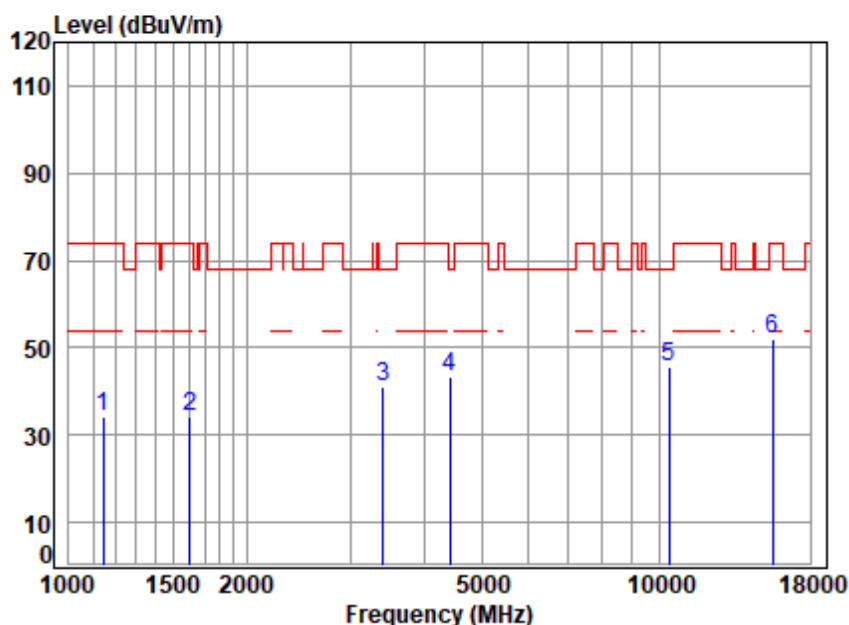
Site : chamber  
Condition: 3m VERTICAL  
Job No : 03623AT\03624AT  
Mode : 5240 TX RSE  
Note : 5G WIFI 11N20

	Freq	Cable Loss	Ant Factor	Preamp Factor	Read Level	Level	Limit Line	Over Limit	Remark
	MHz	dB	dB/m	dB	dBuV	dBuV/m	dBuV/m	dB	
1	1100.079	3.54	23.70	61.34	67.51	33.41	74.00	-40.59	peak
2	1551.677	4.12	26.99	61.50	64.31	33.92	74.00	-40.08	peak
3	3150.237	6.21	32.50	61.63	64.31	41.39	68.20	-26.81	peak
4	4354.454	7.08	34.44	61.22	63.34	43.64	74.00	-30.36	peak
5	10480.000	11.33	37.26	61.44	59.52	46.67	68.20	-21.53	peak
6	p15720.000	14.01	41.22	61.22	59.51	53.52	74.00	-20.48	peak





Test Mode: 11; Polarity: Horizontal; Modulation:802.11n; Bandwidth:40MHz; Channel: Low

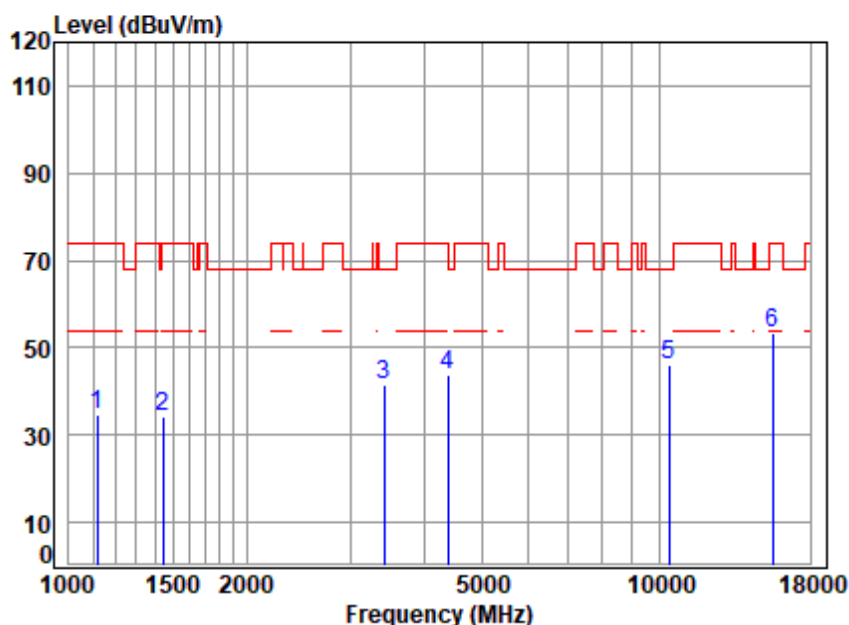


Site : chamber  
Condition: 3m HORIZONTAL  
Job No : 03623AT\03624AT  
Mode : 5190 TX RSE  
Note : 5G WIFI 11N40

	Freq	Cable Loss	Ant Factor	Preamp Factor	Read Level	Level	Limit	Over Limit	Remark
	MHz	dB	dB/m	dB	dBuV	dBuV/m	dBuV/m	dB	
1	1145.507	3.61	23.88	61.36	67.92	34.05	74.00	-39.95	peak
2	1601.804	4.19	26.78	61.52	64.77	34.22	74.00	-39.78	peak
3	3405.929	6.44	32.33	61.55	63.96	41.18	68.20	-27.02	peak
4	4417.841	7.16	34.59	61.19	62.95	43.51	68.20	-24.69	peak
5	10380.000	11.17	37.10	61.44	58.65	45.48	68.20	-22.72	peak
6	15570.000	13.83	41.10	61.24	58.27	51.96	74.00	-22.04	peak



Test Mode: 11; Polarity: Vertical; Modulation:802.11n; Bandwidth:40MHz; Channel: Low

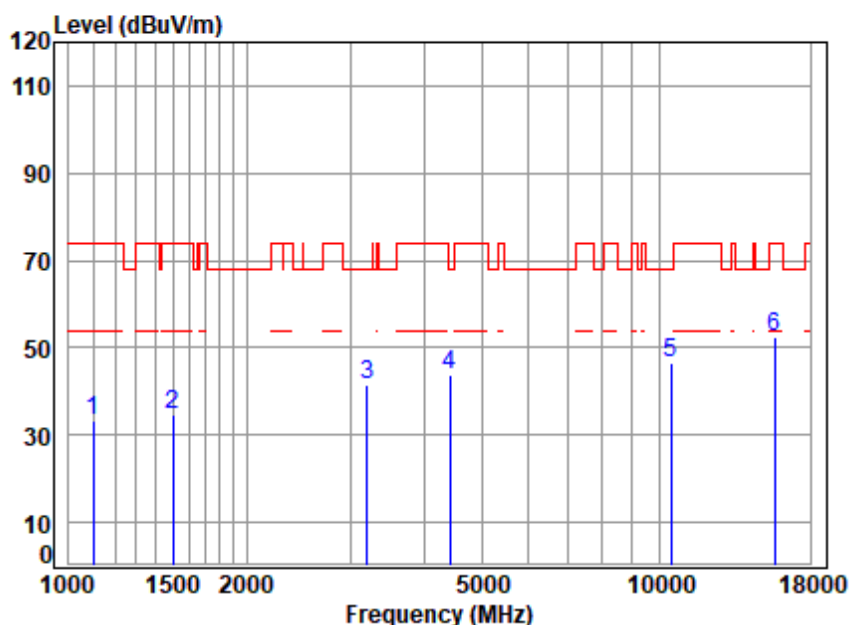


Site : chamber  
Condition: 3m VERTICAL  
Job No : 03623AT\03624AT  
Mode : 5190 TX RSE  
Note : 5G WIFI 11N40

		Cable	Ant	Preamp	Read		Limit	Over	
	Freq	Loss	Factor	Factor	Level	Level	Line	Limit	Remark
	MHz	dB	dB/m	dB	dBuV	dBuV/m	dBuV/m	dB	
1	1119.323	3.57	23.78	61.35	68.76	34.76	74.00	-39.24	peak
2	1443.509	3.98	25.30	61.47	66.30	34.11	74.00	-39.89	peak
3	3415.787	6.45	32.21	61.54	64.54	41.66	68.20	-26.54	peak
4	4392.376	7.13	34.74	61.20	63.15	43.82	74.00	-30.18	peak
5	10380.000	11.17	37.10	61.44	59.29	46.12	68.20	-22.08	peak
6	p15570.000	13.83	41.10	61.24	59.69	53.38	74.00	-20.62	peak



Test Mode: 11; Polarity: Horizontal; Modulation:802.11n; Bandwidth:40MHz; Channel: High

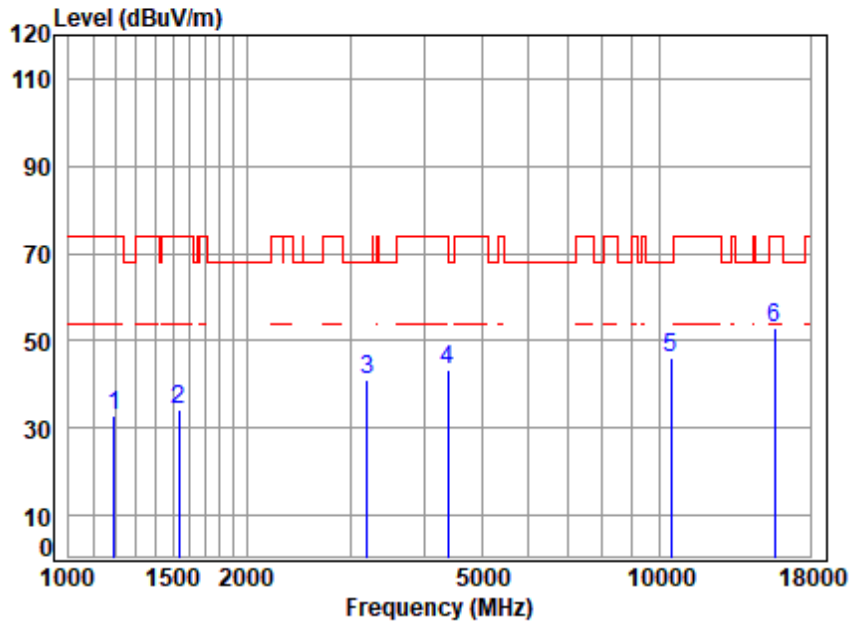


Site : chamber  
Condition: 3m HORIZONTAL  
Job No : 03623AT\03624AT  
Mode : 5230 TX RSE  
Note : 5G WIFI 11N40

		Cable	Ant	Preamp	Read		Limit	Over	
	Freq	Loss	Factor	Factor	Level	Level	Line	Limit	Remark
	MHz	dB	dB/m	dB	dBuV	dBuV/m	dBuV/m	dB	
1	1100.079	3.54	23.70	61.34	67.60	33.50	74.00	-40.50	peak
2	1498.781	4.04	26.77	61.49	65.28	34.60	74.00	-39.40	peak
3	3196.094	6.25	32.87	61.61	64.24	41.75	68.20	-26.45	peak
4	4417.841	7.16	34.59	61.19	63.16	43.72	68.20	-24.48	peak
5	10460.000	11.30	37.22	61.44	59.28	46.36	68.20	-21.84	peak
6	p15690.000	13.97	41.19	61.22	58.59	52.53	74.00	-21.47	peak



Test Mode: 11; Polarity: Vertical; Modulation:802.11n; Bandwidth:40MHz; Channel: High



Site : chamber  
Condition: 3m VERTICAL  
Job No : 03623AT\03624AT  
Mode : 5230 TX RSE  
Note : 5G WIFI 11N40

	Freq	Cable Loss	Ant Factor	Preamp Factor	Read Level	Level	Limit Line	Over Limit	Remark
	MHz	dB	dB/m	dB	dBuV	dBuV/m	dBuV/m	dB	
1	1192.811	3.67	24.33	61.38	66.45	33.07	74.00	-40.93	peak
2	1538.281	4.10	26.95	61.50	64.53	34.08	74.00	-39.92	peak
3	3205.345	6.26	32.81	61.61	63.70	41.16	68.20	-27.04	peak
4	4392.376	7.13	34.74	61.20	62.56	43.23	74.00	-30.77	peak
5	10460.000	11.30	37.22	61.44	58.88	45.96	68.20	-22.24	peak
6	p15690.000	13.97	41.19	61.22	59.10	53.04	74.00	-20.96	peak





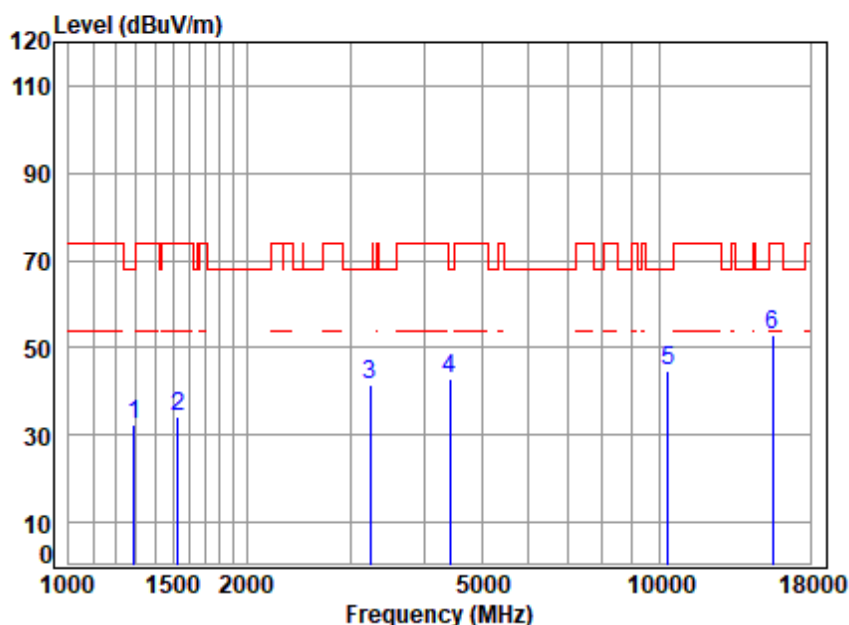
## SGS-CSTC Standards Technical Services Co., Ltd. Shenzhen Branch

SZEMC-TRF-01 Rev. A/1

Report No.: SZCR240900362305

Page: 45 of 334

Test Mode: 11; Polarity: Horizontal; Modulation:802.11ax(Full RU0); Bandwidth:20MHz; Channel: Low



Site : chamber  
Condition: 3m HORIZONTAL  
Job No : 03623AT\03624AT  
Mode : 5180 TX RSE  
Note : 5G WIFI 11AX20

		Cable	Ant	Preamp	Read		Limit	Over	
	Freq	Loss	Factor	Factor	Level	Level	Line	Limit	Remark
	MHz	dB	dB/m	dB	dBuV	dBuV/m	dBuV/m	dB	
1	1289.627	3.80	24.86	61.42	65.35	32.59	68.20	-35.61	peak
2	1529.414	4.08	26.92	61.50	64.58	34.08	74.00	-39.92	peak
3	3233.260	6.29	32.37	61.60	64.46	41.52	68.20	-26.68	peak
4	4417.841	7.16	34.59	61.19	62.48	43.04	68.20	-25.16	peak
5	10360.000	11.14	37.10	61.44	58.09	44.89	68.20	-23.31	peak
6	p15540.000	13.79	41.10	61.25	59.06	52.70	74.00	-21.30	peak



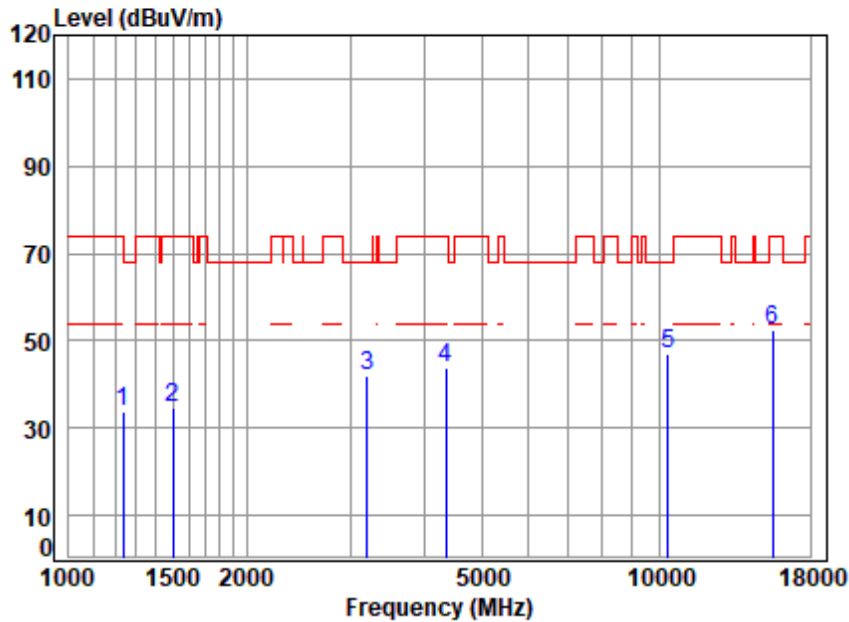
SGS-CSTC Standards Technical Services Co., Ltd.  
Shenzhen Branch

Unless otherwise agreed in writing, this document is issued by the Company subject to its General Conditions of Service printed overleaf, available on request or accessible at <https://www.sgs.com/en/Terms-and-Conditions>. Attention is drawn to the limitation of liability, indemnification and jurisdiction issues defined therein. Any holder of this document is advised that information contained hereon reflects the Company's findings at the time of its intervention only and within the limits of Client's instructions, if any. The Company's sole responsibility is to its Client and this document does not exonerate parties to a transaction from exercising all their rights and obligations under the transaction documents. This document cannot be reproduced except in full, without prior written approval of the Company. Any unauthorized alteration, forgery or falsification of the content or appearance of this document is unlawful and offenders may be prosecuted to the fullest extent of the law. Unless otherwise stated the results shown in this test report refer only to the sample(s) tested and such sample(s) are retained for 30 days only.

Attention: To check the authenticity of testing /inspection report & certificate, please contact us at telephone: (86-755) 8307 1443, or email: [CN.Doccheck@sgs.com](mailto:CN.Doccheck@sgs.com)

No.1 Workshop, M-10, Middle Section, Science & Technology Park, Nanshan District, Shenzhen, Guangdong, China 518057 t (86-755) 26012053 f (86-755) 26710594 www.sgs.com.cn  
中国·广东·深圳市南山区科技园中区M-10栋1号厂房 邮编: 518057 t (86-755) 26012053 f (86-755) 26710594 sgs.china@sgs.com

Test Mode: 11; Polarity: Vertical; Modulation:802.11ax(Full RU0); Bandwidth:20MHz; Channel: Low



Site : chamber  
Condition: 3m VERTICAL  
Job No : 03623AT\03624AT  
Mode : 5180 TX RSE  
Note : 5G WIFI 11AX20

		Cable	Ant	Preamp	Read		Limit	Over	
	Freq	Loss	Factor	Factor	Level	Level	Line	Limit	Remark
	MHz	dB	dB/m	dB	dBuV	dBuV/m	dBuV/m	dB	
1	1238.483	3.73	24.94	61.40	66.32	33.59	74.00	-40.41	peak
2	1498.781	4.04	26.77	61.49	65.34	34.66	74.00	-39.34	peak
3	3196.094	6.25	32.87	61.61	64.48	41.99	68.20	-26.21	peak
4	4354.454	7.08	34.44	61.22	63.67	43.97	74.00	-30.03	peak
5	10360.000	11.14	37.10	61.44	60.29	47.09	68.20	-21.11	peak
6	15540.000	13.79	41.10	61.25	59.04	52.68	74.00	-21.32	peak



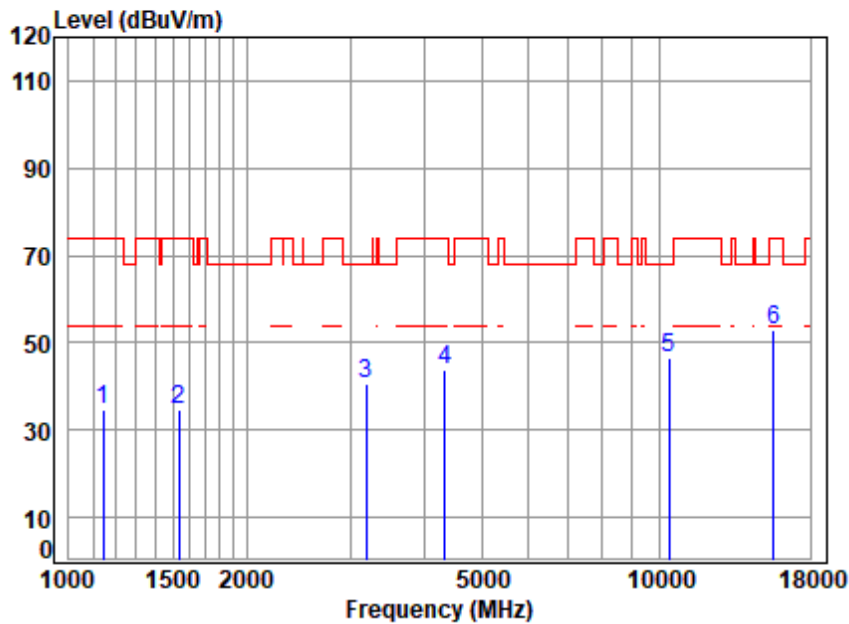
## SGS-CSTC Standards Technical Services Co., Ltd. Shenzhen Branch

SZEMC-TRF-01 Rev. A/1

Report No.: SZCR240900362305

Page: 47 of 334

Test Mode: 11; Polarity: Horizontal; Modulation: 802.11ax(Full RU0); Bandwidth: 20MHz; Channel: middle



Site : chamber  
Condition: 3m HORIZONTAL  
Job No : 03623AT\03624AT  
Mode : 5200 TX RSE  
Note : 5G WIFI 11AX20

	Freq	Cable Loss	Ant Factor	Preamp Factor	Read Level	Level	Limit	Over Limit	Remark
	MHz	dB	dB/m	dB	dBuV	dBuV/m	dBuV/m	dB	
1	1142.201	3.60	23.87	61.36	68.41	34.52	74.00	-39.48	peak
2	1533.841	4.09	26.94	61.50	65.22	34.75	74.00	-39.25	peak
3	3186.869	6.25	32.79	61.62	63.31	40.73	68.20	-27.47	peak
4	4341.886	7.07	34.34	61.22	63.69	43.88	74.00	-30.12	peak
5	10400.000	11.20	37.10	61.44	59.63	46.49	68.20	-21.71	peak
6	15600.000	13.86	41.10	61.24	59.03	52.75	74.00	-21.25	peak



SGS-CSTC Standards Technical Services Co., Ltd.  
Shenzhen Branch

Unless otherwise agreed in writing, this document is issued by the Company subject to its General Conditions of Service printed overleaf, available on request or accessible at <https://www.sgs.com/en/Terms-and-Conditions>. Attention is drawn to the limitation of liability, indemnification and jurisdiction issues defined therein. Any holder of this document is advised that information contained hereon reflects the Company's findings at the time of its intervention only and within the limits of Client's instructions, if any. The Company's sole responsibility is to its Client and this document does not exonerate parties to a transaction from exercising all their rights and obligations under the transaction documents. This document cannot be reproduced except in full, without prior written approval of the Company. Any unauthorized alteration, forgery or falsification of the content or appearance of this document is unlawful and offenders may be prosecuted to the fullest extent of the law. Unless otherwise stated the results shown in this test report refer only to the sample(s) tested and such sample(s) are retained for 30 days only.

Attention: To check the authenticity of testing /inspection report & certificate, please contact us at telephone: (86-755) 8307 1443, or email: [CN.Doccheck@sgs.com](mailto:CN.Doccheck@sgs.com)

No.1 Workshop, M-10, Middle Section, Science & Technology Park, Nanshan District, Shenzhen, Guangdong, China 518057 t (86-755) 26012053 f (86-755) 26710594 www.sgs.com.cn  
中国·广东·深圳市南山区科技园中区M-10栋1号厂房 邮编: 518057 t (86-755) 26012053 f (86-755) 26710594 sgs.china@sgs.com

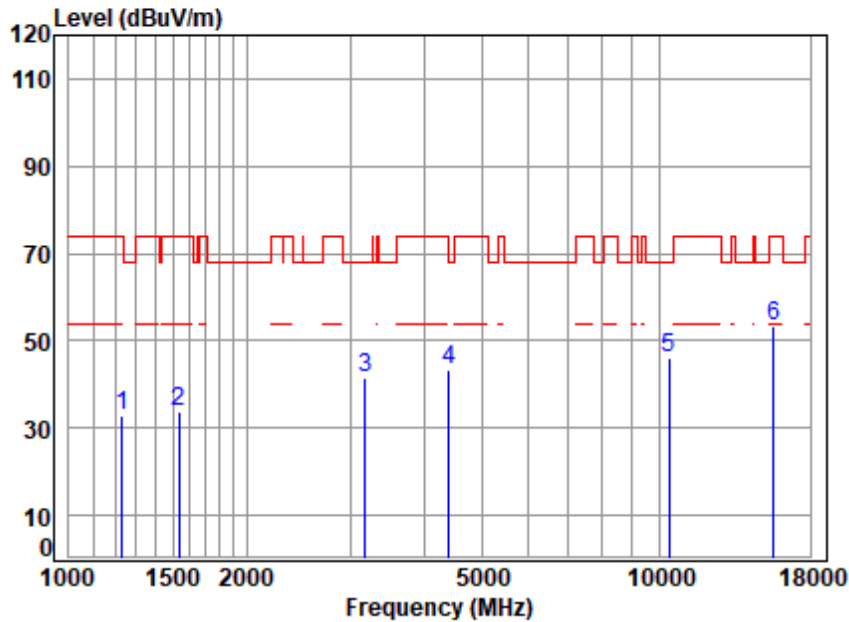
## SGS-CSTC Standards Technical Services Co., Ltd. Shenzhen Branch

SZEMC-TRF-01 Rev. A/1

Report No.: SZCR240900362305

Page: 48 of 334

Test Mode: 11; Polarity: Vertical; Modulation:802.11ax(Full RU0); Bandwidth:20MHz; Channel: middle



Site : chamber  
Condition: 3m VERTICAL  
Job No : 03623AT\03624AT  
Mode : 5200 TX RSE  
Note : 5G WIFI 11AX20

		Cable	Ant	Preamp	Read		Limit	Over	
	Freq	Loss	Factor	Factor	Level	Level	Line	Limit	Remark
	MHz	dB	dB/m	dB	dBuV	dBuV/m	dBuV/m	dB	
1	1231.345	3.72	24.84	61.40	65.64	32.80	74.00	-41.20	peak
2	1538.281	4.10	26.95	61.50	64.14	33.69	74.00	-40.31	peak
3	3177.672	6.24	32.72	61.62	64.07	41.41	68.20	-26.79	peak
4	4405.090	7.14	34.74	61.20	62.47	43.15	68.20	-25.05	peak
5	10400.000	11.20	37.10	61.44	59.07	45.93	68.20	-22.27	peak
6	p15600.000	13.86	41.10	61.24	59.47	53.19	74.00	-20.81	peak



SGS-CSTC Standards Technical Services Co., Ltd.  
Shenzhen Branch

Unless otherwise agreed in writing, this document is issued by the Company subject to its General Conditions of Service printed overleaf, available on request or accessible at <https://www.sgs.com/en/Terms-and-Conditions>. Attention is drawn to the limitation of liability, indemnification and jurisdiction issues defined therein. Any holder of this document is advised that information contained hereon reflects the Company's findings at the time of its intervention only and within the limits of Client's instructions, if any. The Company's sole responsibility is to its Client and this document does not exonerate parties to a transaction from exercising all their rights and obligations under the transaction documents. This document cannot be reproduced except in full, without prior written approval of the Company. Any unauthorized alteration, forgery or falsification of the content or appearance of this document is unlawful and offenders may be prosecuted to the fullest extent of the law. Unless otherwise stated the results shown in this test report refer only to the sample(s) tested and such sample(s) are retained for 30 days only.

Attention: To check the authenticity of testing /inspection report & certificate, please contact us at telephone: (86-755) 8307 1443, or email: [CN.Doccheck@sgs.com](mailto:CN.Doccheck@sgs.com)

No.1 Workshop, M-10, Middle Section, Science & Technology Park, Nanshan District, Shenzhen, Guangdong, China 518057 t (86-755) 26012053 f (86-755) 26710594 www.sgs.com.cn  
中国·广东·深圳市南山区科技园中区M-10栋1号厂房 邮编: 518057 t (86-755) 26012053 f (86-755) 26710594 sgs.china@sgs.com



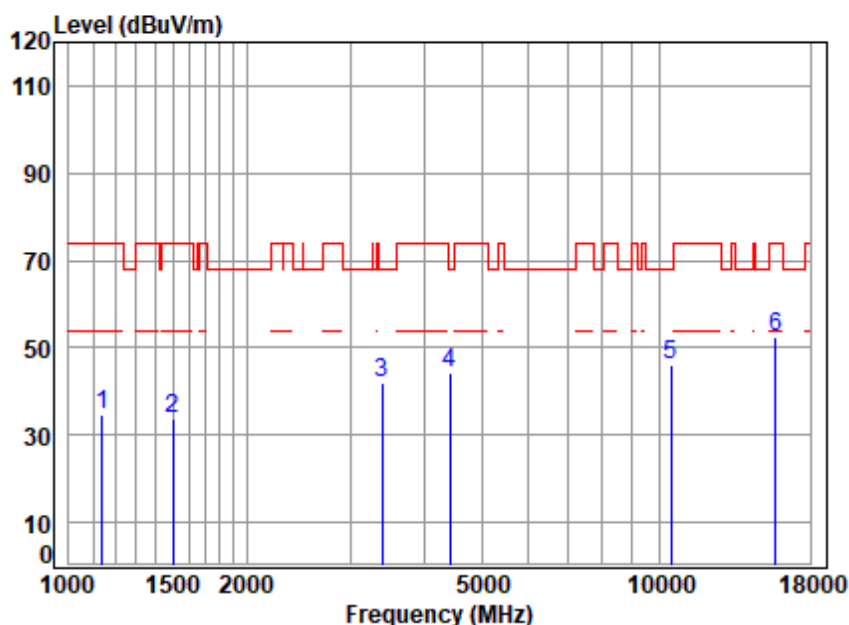
## SGS-CSTC Standards Technical Services Co., Ltd. Shenzhen Branch

SZEMC-TRF-01 Rev. A/1

Report No.: SZCR240900362305

Page: 49 of 334

Test Mode: 11; Polarity: Horizontal; Modulation:802.11ax(Full RU0); Bandwidth:20MHz; Channel: High



Site : chamber  
Condition: 3m HORIZONTAL  
Job No : 03623AT\03624AT  
Mode : 5240 TX RSE  
Note : 5G WIFI 11AX20

		Cable	Ant	Preamp	Read		Limit	Over	
	Freq	Loss	Factor	Factor	Level	Level	Line	Limit	Remark
	MHz	dB	dB/m	dB	dBuV	dBuV/m	dBuV/m	dB	
1	1138.904	3.60	23.86	61.36	68.44	34.54	74.00	-39.46	peak
2	1498.781	4.04	26.77	61.49	64.56	33.88	74.00	-40.12	peak
3	3396.098	6.43	32.38	61.55	64.63	41.89	68.20	-26.31	peak
4	4417.841	7.16	34.59	61.19	63.81	44.37	68.20	-23.83	peak
5	10480.000	11.33	37.26	61.44	58.74	45.89	68.20	-22.31	peak
6	p15720.000	14.01	41.22	61.22	58.61	52.62	74.00	-21.38	peak



SGS-CSTC Standards Technical Services Co., Ltd.  
Shenzhen Branch

Unless otherwise agreed in writing, this document is issued by the Company subject to its General Conditions of Service printed overleaf, available on request or accessible at <https://www.sgs.com/en/Terms-and-Conditions>. Attention is drawn to the limitation of liability, indemnification and jurisdiction issues defined therein. Any holder of this document is advised that information contained hereon reflects the Company's findings at the time of its intervention only and within the limits of Client's instructions, if any. The Company's sole responsibility is to its Client and this document does not exonerate parties to a transaction from exercising all their rights and obligations under the transaction documents. This document cannot be reproduced except in full, without prior written approval of the Company. Any unauthorized alteration, forgery or falsification of the content or appearance of this document is unlawful and offenders may be prosecuted to the fullest extent of the law. Unless otherwise stated the results shown in this test report refer only to the sample(s) tested and such sample(s) are retained for 30 days only.

Attention: To check the authenticity of testing /inspection report & certificate, please contact us at telephone: (86-755) 8307 1443, or email: [CN.Doccheck@sgs.com](mailto:CN.Doccheck@sgs.com)

No.1 Workshop, M-10, Middle Section, Science & Technology Park, Nanshan District, Shenzhen, Guangdong, China 518057 t (86-755) 26012053 f (86-755) 26710594 www.sgs.com.cn  
中国·广东·深圳市南山区科技园中区M-10栋1号厂房 邮编: 518057 t (86-755) 26012053 f (86-755) 26710594 sgs.china@sgs.com

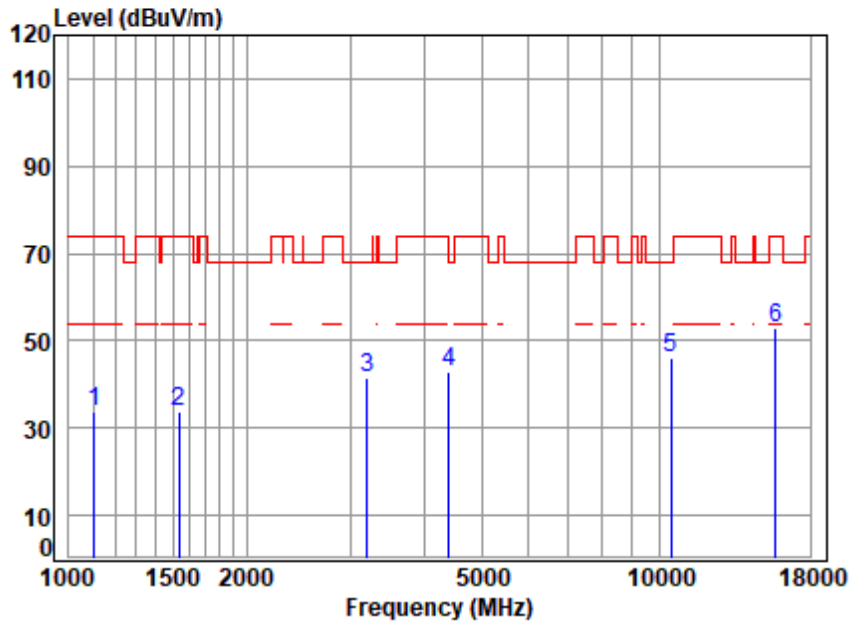
## SGS-CSTC Standards Technical Services Co., Ltd. Shenzhen Branch

SZEMC-TRF-01 Rev. A/1

Report No.: SZCR240900362305

Page: 50 of 334

Test Mode: 11; Polarity: Vertical; Modulation: 802.11ax(Full RU0); Bandwidth: 20MHz; Channel: High



Site : chamber  
Condition: 3m VERTICAL  
Job No : 03623AT\03624AT  
Mode : 5240 TX RSE  
Note : 5G WIFI 11AX20

	Freq	Cable Loss	Ant Factor	Preamp Factor	Read Level	Level	Limit	Over Limit	Remark
	MHz	dB	dB/m	dB	dBuV	dBuV/m	dBuV/m	dB	
1	1103.264	3.55	23.71	61.35	67.94	33.85	74.00	-40.15	peak
2	1538.281	4.10	26.95	61.50	64.15	33.70	74.00	-40.30	peak
3	3196.094	6.25	32.87	61.61	63.93	41.44	68.20	-26.76	peak
4	4405.090	7.14	34.74	61.20	62.20	42.88	68.20	-25.32	peak
5	10480.000	11.33	37.26	61.44	58.86	46.01	68.20	-22.19	peak
6	p15720.000	14.01	41.22	61.22	59.03	53.04	74.00	-20.96	peak



SGS-CSTC Standards Technical Services Co., Ltd.  
Shenzhen Branch

Unless otherwise agreed in writing, this document is issued by the Company subject to its General Conditions of Service printed overleaf, available on request or accessible at <https://www.sgs.com/en/Terms-and-Conditions>. Attention is drawn to the limitation of liability, indemnification and jurisdiction issues defined therein. Any holder of this document is advised that information contained hereon reflects the Company's findings at the time of its intervention only and within the limits of Client's instructions, if any. The Company's sole responsibility is to its Client and this document does not exonerate parties to a transaction from exercising all their rights and obligations under the transaction documents. This document cannot be reproduced except in full, without prior written approval of the Company. Any unauthorized alteration, forgery or falsification of the content or appearance of this document is unlawful and offenders may be prosecuted to the fullest extent of the law. Unless otherwise stated the results shown in this test report refer only to the sample(s) tested and such sample(s) are retained for 30 days only.

Attention: To check the authenticity of testing /inspection report & certificate, please contact us at telephone: (86-755) 8307 1443, or email: [CN.Doccheck@sgs.com](mailto:CN.Doccheck@sgs.com)

No.1 Workshop, M-10, Middle Section, Science & Technology Park, Nanshan District, Shenzhen, Guangdong, China 518057 t (86-755) 26012053 f (86-755) 26710594 www.sgs.com.cn  
中国·广东·深圳市南山区科技园中区M-10栋1号厂房 邮编: 518057 t (86-755) 26012053 f (86-755) 26710594 sgs.china@sgs.com

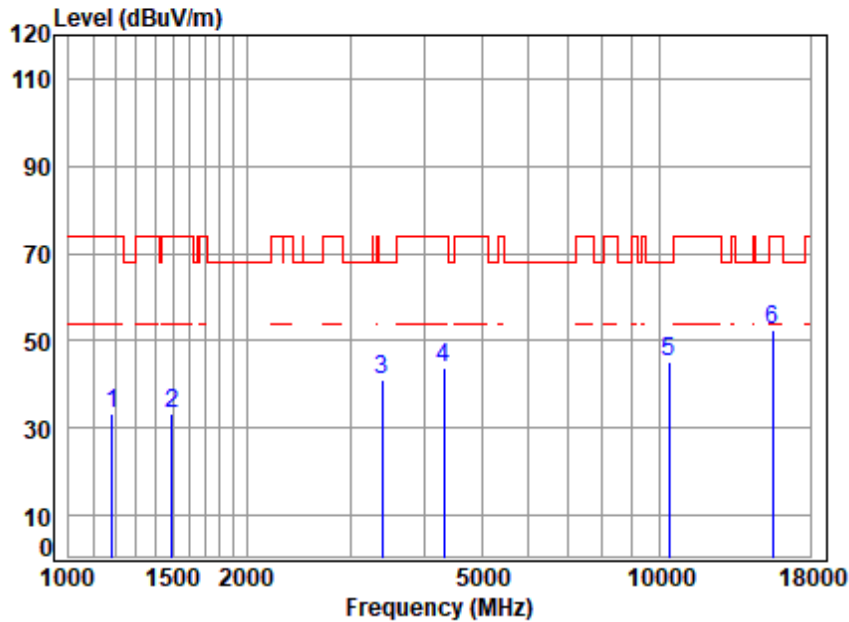
## SGS-CSTC Standards Technical Services Co., Ltd. Shenzhen Branch

SZEMC-TRF-01 Rev. A/1

Report No.: SZCR240900362305

Page: 51 of 334

Test Mode: 11; Polarity: Horizontal; Modulation:802.11ax(Full RU0); Bandwidth:40MHz; Channel: Low



Site : chamber  
Condition: 3m HORIZONTAL  
Job No : 03623AT\03624AT  
Mode : 5190 TX RSE  
Note : 5G WIFI 11AX40

		Cable	Ant	Preamp	Read		Limit	Over	
	Freq	Loss	Factor	Factor	Level	Level	Line	Limit	Remark
	MHz	dB	dB/m	dB	dBuV	dBuV/m	dBuV/m	dB	
1	1185.936	3.66	24.26	61.38	66.80	33.34	74.00	-40.66	peak
2	1494.455	4.03	26.64	61.49	64.11	33.29	74.00	-40.71	peak
3	3396.098	6.43	32.38	61.55	63.89	41.15	68.20	-27.05	peak
4	4316.859	7.04	34.13	61.24	63.72	43.65	74.00	-30.35	peak
5	10380.000	11.17	37.10	61.44	58.29	45.12	68.20	-23.08	peak
6	p15570.000	13.83	41.10	61.24	58.92	52.61	74.00	-21.39	peak



SGS-CSTC Standards Technical Services Co., Ltd.  
Shenzhen Branch

Unless otherwise agreed in writing, this document is issued by the Company subject to its General Conditions of Service printed overleaf, available on request or accessible at <https://www.sgs.com/en/Terms-and-Conditions>. Attention is drawn to the limitation of liability, indemnification and jurisdiction issues defined therein. Any holder of this document is advised that information contained hereon reflects the Company's findings at the time of its intervention only and within the limits of Client's instructions, if any. The Company's sole responsibility is to its Client and this document does not exonerate parties to a transaction from exercising all their rights and obligations under the transaction documents. This document cannot be reproduced except in full, without prior written approval of the Company. Any unauthorized alteration, forgery or falsification of the content or appearance of this document is unlawful and offenders may be prosecuted to the fullest extent of the law. Unless otherwise stated the results shown in this test report refer only to the sample(s) tested and such sample(s) are retained for 30 days only.

Attention: To check the authenticity of testing /inspection report & certificate, please contact us at telephone: (86-755) 8307 1443, or email: [CN.Doccheck@sgs.com](mailto:CN.Doccheck@sgs.com)

No.1 Workshop, M-10, Middle Section, Science & Technology Park, Nanshan District, Shenzhen, Guangdong, China 518057 t (86-755) 26012053 f (86-755) 26710594 www.sgs.com.cn  
中国·广东·深圳市南山区科技园中区M-10栋1号厂房 邮编: 518057 t (86-755) 26012053 f (86-755) 26710594 sgs.china@sgs.com

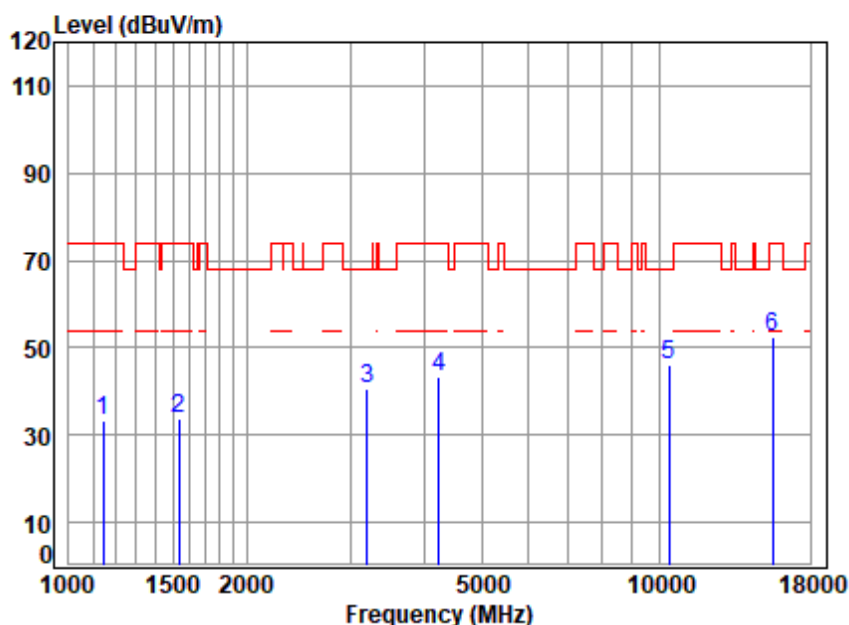
## SGS-CSTC Standards Technical Services Co., Ltd. Shenzhen Branch

SZEMC-TRF-01 Rev. A/1

Report No.: SZCR240900362305

Page: 52 of 334

Test Mode: 11; Polarity: Vertical; Modulation:802.11ax(Full RU0); Bandwidth:40MHz; Channel: Low



Site : chamber  
Condition: 3m VERTICAL  
Job No : 03623AT\03624AT  
Mode : 5190 TX RSE  
Note : 5G WIFI 11AX40

		Cable	Ant	Preamp	Read		Limit	Over	
	Freq	Loss	Factor	Factor	Level	Level	Line	Limit	Remark
	MHz	dB	dB/m	dB	dBuV	dBuV/m	dBuV/m	dB	
1	1142.201	3.60	23.87	61.36	67.20	33.31	74.00	-40.69	peak
2	1533.841	4.09	26.94	61.50	64.14	33.67	74.00	-40.33	peak
3	3205.345	6.26	32.81	61.61	63.06	40.52	68.20	-27.68	peak
4	4230.396	6.94	33.80	61.27	63.87	43.34	74.00	-30.66	peak
5	10380.000	11.17	37.10	61.44	59.10	45.93	68.20	-22.27	peak
6	p15570.000	13.83	41.10	61.24	58.68	52.37	74.00	-21.63	peak



SGS-CSTC Standards Technical Services Co., Ltd.  
Shenzhen Branch

Unless otherwise agreed in writing, this document is issued by the Company subject to its General Conditions of Service printed overleaf, available on request or accessible at <https://www.sgs.com/en/Terms-and-Conditions>. Attention is drawn to the limitation of liability, indemnification and jurisdiction issues defined therein. Any holder of this document is advised that information contained hereon reflects the Company's findings at the time of its intervention only and within the limits of Client's instructions, if any. The Company's sole responsibility is to its Client and this document does not exonerate parties to a transaction from exercising all their rights and obligations under the transaction documents. This document cannot be reproduced except in full, without prior written approval of the Company. Any unauthorized alteration, forgery or falsification of the content or appearance of this document is unlawful and offenders may be prosecuted to the fullest extent of the law. Unless otherwise stated the results shown in this test report refer only to the sample(s) tested and such sample(s) are retained for 30 days only.

Attention: To check the authenticity of testing /inspection report & certificate, please contact us at telephone: (86-755) 8307 1443, or email: [CN.Doccheck@sgs.com](mailto:CN.Doccheck@sgs.com)

No.1 Workshop, M-10, Middle Section, Science & Technology Park, Nanshan District, Shenzhen, Guangdong, China 518057 t (86-755) 26012053 f (86-755) 26710594 www.sgs.com.cn  
中国·广东·深圳市南山区科技园中区M-10栋1号厂房 邮编: 518057 t (86-755) 26012053 f (86-755) 26710594 sgs.china@sgs.com



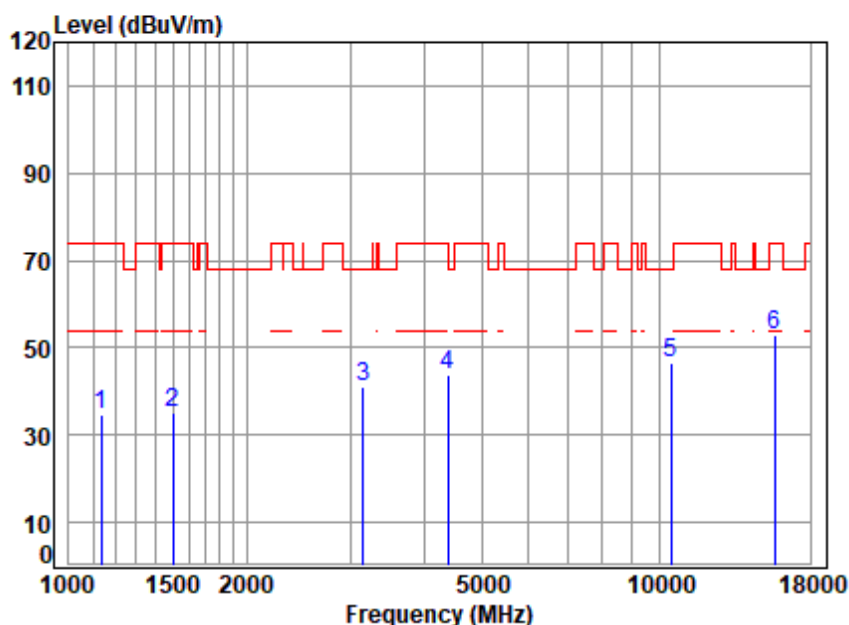
## SGS-CSTC Standards Technical Services Co., Ltd. Shenzhen Branch

SZEMC-TRF-01 Rev. A/1

Report No.: SZCR240900362305

Page: 53 of 334

Test Mode: 11; Polarity: Horizontal; Modulation:802.11ax(Full RU0); Bandwidth:40MHz; Channel: High



Site : chamber  
Condition: 3m HORIZONTAL  
Job No : 03623AT\03624AT  
Mode : 5230 TX RSE  
Note : 5G WIFI 11AX40

		Cable	Ant	Preamp	Read		Limit	Over	
	Freq	Loss	Factor	Factor	Level	Level	Line	Limit	Remark
	MHz	dB	dB/m	dB	dBuV	dBuV/m	dBuV/m	dB	
1	1135.617	3.59	23.84	61.36	68.40	34.47	74.00	-39.53	peak
2	1503.119	4.04	26.81	61.49	65.93	35.29	74.00	-38.71	peak
3	3150.237	6.21	32.50	61.63	64.19	41.27	68.20	-26.93	peak
4	4379.699	7.11	34.64	61.21	63.43	43.97	74.00	-30.03	peak
5	10460.000	11.30	37.22	61.44	59.63	46.71	68.20	-21.49	peak
6	p15690.000	13.97	41.19	61.22	59.04	52.98	74.00	-21.02	peak



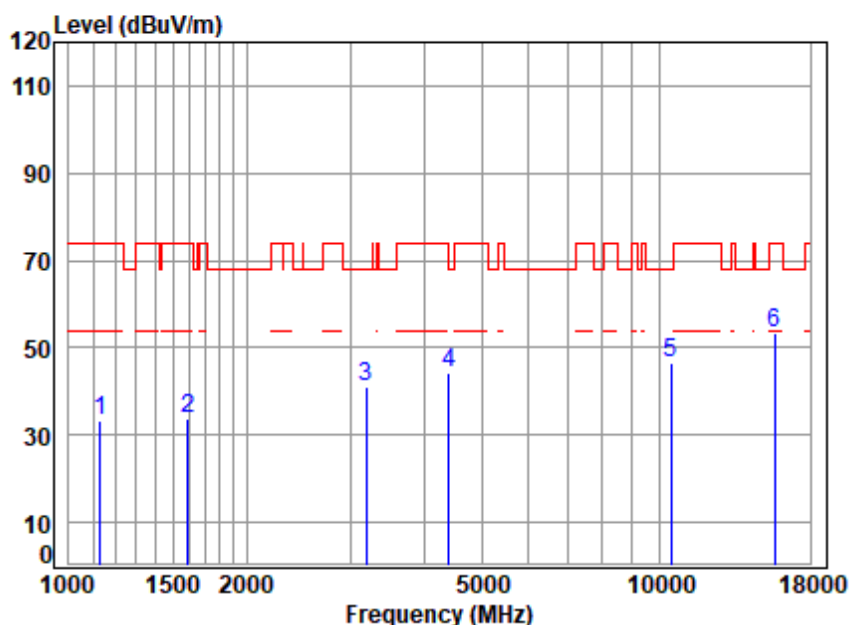
SGS-CSTC Standards Technical Services Co., Ltd.  
Shenzhen Branch

Unless otherwise agreed in writing, this document is issued by the Company subject to its General Conditions of Service printed overleaf, available on request or accessible at <https://www.sgs.com/en/Terms-and-Conditions>. Attention is drawn to the limitation of liability, indemnification and jurisdiction issues defined therein. Any holder of this document is advised that information contained hereon reflects the Company's findings at the time of its intervention only and within the limits of Client's instructions, if any. The Company's sole responsibility is to its Client and this document does not exonerate parties to a transaction from exercising all their rights and obligations under the transaction documents. This document cannot be reproduced except in full, without prior written approval of the Company. Any unauthorized alteration, forgery or falsification of the content or appearance of this document is unlawful and offenders may be prosecuted to the fullest extent of the law. Unless otherwise stated the results shown in this test report refer only to the sample(s) tested and such sample(s) are retained for 30 days only.

Attention: To check the authenticity of testing /inspection report & certificate, please contact us at telephone: (86-755) 8307 1443, or email: [CN.Doccheck@sgs.com](mailto:CN.Doccheck@sgs.com)

No.1 Workshop, M-10, Middle Section, Science & Technology Park, Nanshan District, Shenzhen, Guangdong, China 518057 t (86-755) 26012053 f (86-755) 26710594 www.sgs.com.cn  
中国·广东·深圳市南山区科技园中区M-10栋1号厂房 邮编: 518057 t (86-755) 26012053 f (86-755) 26710594 sgs.china@sgs.com

Test Mode: 11; Polarity: Vertical; Modulation:802.11ax(Full RU0); Bandwidth:40MHz; Channel: High



Site : chamber  
Condition: 3m VERTICAL  
Job No : 03623AT\03624AT  
Mode : 5230 TX RSE  
Note : 5G WIFI 11AX40

		Cable	Ant	Preamp	Read		Limit	Over	
	Freq	Loss	Factor	Factor	Level	Level	Line	Limit	Remark
	MHz	dB	dB/m	dB	dBuV	dBuV/m	dBuV/m	dB	
1	1132.340	3.59	23.83	61.36	67.40	33.46	74.00	-40.54	peak
2	1592.571	4.18	26.83	61.51	64.36	33.86	74.00	-40.14	peak
3	3186.869	6.25	32.79	61.62	63.43	40.85	68.20	-27.35	peak
4	4405.090	7.14	34.74	61.20	63.52	44.20	68.20	-24.00	peak
5	10460.000	11.30	37.22	61.44	59.34	46.42	68.20	-21.78	peak
6	p15690.000	13.97	41.19	61.22	59.46	53.40	74.00	-20.60	peak



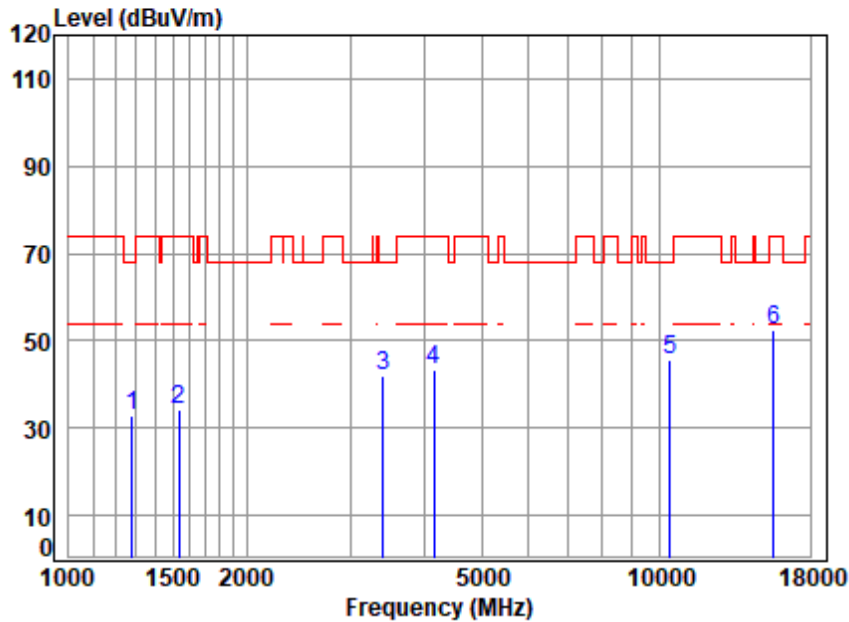
## SGS-CSTC Standards Technical Services Co., Ltd. Shenzhen Branch

SZEMC-TRF-01 Rev. A/1

Report No.: SZCR240900362305

Page: 55 of 334

Test Mode: 11; Polarity: Horizontal; Modulation:802.11ax(Full RU0); Bandwidth:80MHz; Channel: middle



Site : chamber  
Condition: 3m HORIZONTAL  
Job No : 03623AT\03624AT  
Mode : 5210 TX RSE  
Note : 5G WIFI 11AX80

		Cable	Ant	Preamp	Read		Limit	Over	
	Freq	Loss	Factor	Factor	Level	Level	Line	Limit	Remark
	MHz	dB	dB/m	dB	dBuV	dBuV/m	dBuV/m	dB	
1	1278.492	3.78	24.93	61.41	65.53	32.83	68.20	-35.37	peak
2	1538.281	4.10	26.95	61.50	64.69	34.24	74.00	-39.76	peak
3	3405.929	6.44	32.33	61.55	64.92	42.14	68.20	-26.06	peak
4	4145.664	6.83	33.73	61.31	63.89	43.14	74.00	-30.86	peak
5	10420.000	11.23	37.14	61.44	58.48	45.41	68.20	-22.79	peak
6	p15630.000	13.90	41.13	61.23	58.64	52.44	74.00	-21.56	peak



SGS-CSTC Standards Technical Services Co., Ltd.  
Shenzhen Branch

Unless otherwise agreed in writing, this document is issued by the Company subject to its General Conditions of Service printed overleaf, available on request or accessible at <https://www.sgs.com/en/Terms-and-Conditions>. Attention is drawn to the limitation of liability, indemnification and jurisdiction issues defined therein. Any holder of this document is advised that information contained hereon reflects the Company's findings at the time of its intervention only and within the limits of Client's instructions, if any. The Company's sole responsibility is to its Client and this document does not exonerate parties to a transaction from exercising all their rights and obligations under the transaction documents. This document cannot be reproduced except in full, without prior written approval of the Company. Any unauthorized alteration, forgery or falsification of the content or appearance of this document is unlawful and offenders may be prosecuted to the fullest extent of the law. Unless otherwise stated the results shown in this test report refer only to the sample(s) tested and such sample(s) are retained for 30 days only.

Attention: To check the authenticity of testing /inspection report & certificate, please contact us at telephone: (86-755) 8307 1443, or email: [CN.Doccheck@sgs.com](mailto:CN.Doccheck@sgs.com)

No.1 Workshop, M-10, Middle Section, Science & Technology Park, Nanshan District, Shenzhen, Guangdong, China 518057 t (86-755) 26012053 f (86-755) 26710594 www.sgs.com.cn  
中国·广东·深圳市南山区科技园中区M-10栋1号厂房 邮编: 518057 t (86-755) 26012053 f (86-755) 26710594 sgs.china@sgs.com

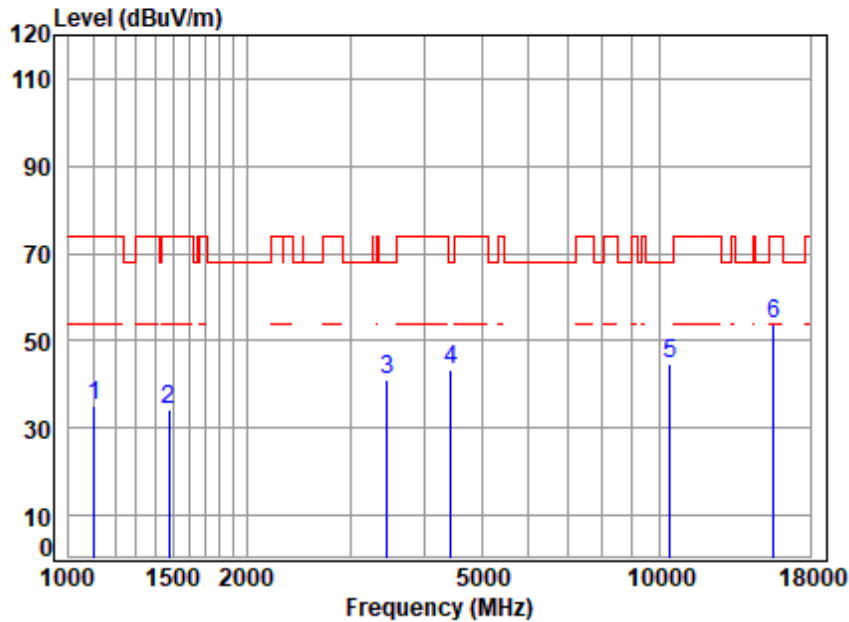
## SGS-CSTC Standards Technical Services Co., Ltd. Shenzhen Branch

SZEMC-TRF-01 Rev. A/1

Report No.: SZCR240900362305

Page: 56 of 334

Test Mode: 11; Polarity: Vertical; Modulation:802.11ax(Full RU0); Bandwidth:80MHz; Channel: middle



Site : chamber  
Condition: 3m VERTICAL  
Job No : 03623AT\03624AT  
Mode : 5210 TX RSE  
Note : 5G WIFI 11AX80

		Cable	Ant	Preamp	Read		Limit	Over	
	Freq	Loss	Factor	Factor	Level	Level	Line	Limit	Remark
	MHz	dB	dB/m	dB	dBuV	dBuV/m	dBuV/m	dB	
1	1106.457	3.55	23.73	61.35	69.31	35.24	74.00	-38.76	peak
2	1477.276	4.02	26.16	61.48	65.65	34.35	74.00	-39.65	peak
3	3465.510	6.49	31.74	61.53	64.17	40.87	68.20	-27.33	peak
4	4443.453	7.19	34.28	61.18	62.84	43.13	68.20	-25.07	peak
5	10420.000	11.23	37.14	61.44	57.74	44.67	68.20	-23.53	peak
6	p15630.000	13.90	41.13	61.23	59.93	53.73	74.00	-20.27	peak



SGS-CSTC Standards Technical Services Co., Ltd.  
Shenzhen Branch Inspection & Testing Services

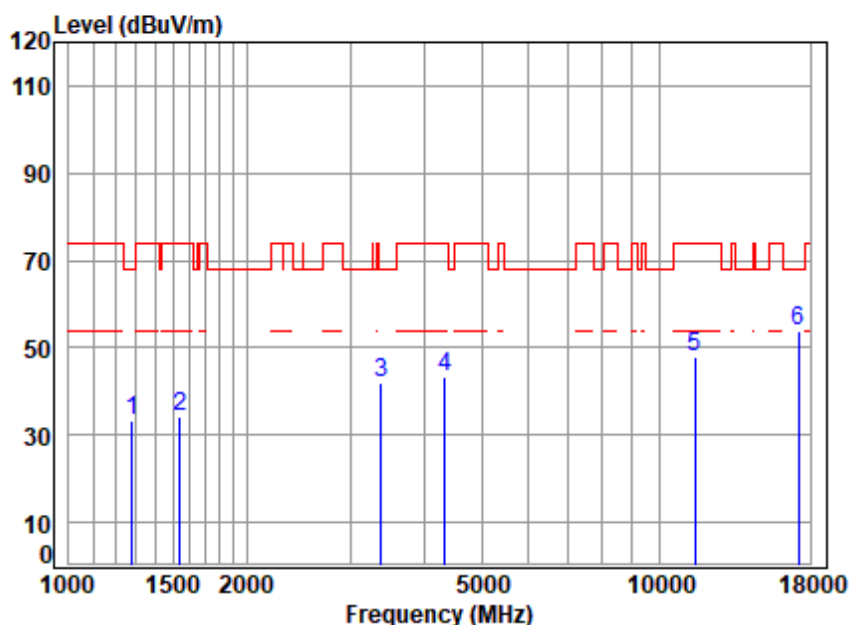
Unless otherwise agreed in writing, this document is issued by the Company subject to its General Conditions of Service printed overleaf, available on request or accessible at <https://www.sgs.com/en/Terms-and-Conditions>. Attention is drawn to the limitation of liability, indemnification and jurisdiction issues defined therein. Any holder of this document is advised that information contained hereon reflects the Company's findings at the time of its intervention only and within the limits of Client's instructions, if any. The Company's sole responsibility is to its Client and this document does not exonerate parties to a transaction from exercising all their rights and obligations under the transaction documents. This document cannot be reproduced except in full, without prior written approval of the Company. Any unauthorized alteration, forgery or falsification of the content or appearance of this document is unlawful and offenders may be prosecuted to the fullest extent of the law. Unless otherwise stated the results shown in this test report refer only to the sample(s) tested and such sample(s) are retained for 30 days only.

Attention: To check the authenticity of testing /inspection report & certificate, please contact us at telephone: (86-755) 8307 1443, or email: [CN.Doccheck@sgs.com](mailto:CN.Doccheck@sgs.com)

No.1 Workshop, M-10, Middle Section, Science & Technology Park, Nanshan District, Shenzhen, Guangdong, China 518057 t (86-755) 26012053 f (86-755) 26710594 www.sgs.com.cn  
中国·广东·深圳市南山区科技园中区M-10栋1号厂房 邮编: 518057 t (86-755) 26012053 f (86-755) 26710594 sgs.china@sgs.com



Test Mode: 12; Polarity: Horizontal; Modulation:802.11a; Bandwidth:20MHz; Channel: Low

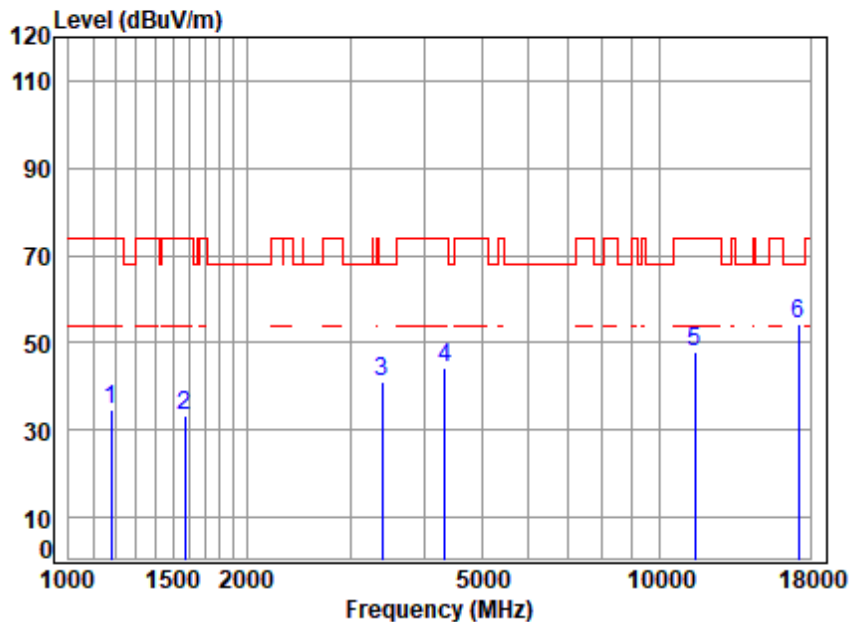


Site : chamber  
Condition: 3m HORIZONTAL  
Job No : 03623AT\03624AT  
Mode : 5745 TX RSE  
Note : 5G WIFI 11A

	Freq	Cable Loss	Ant Factor	Preamp Factor	Read Level	Level	Limit	Over Limit	Remark
	MHz	dB	dB/m	dB	dBuV	dBuV/m	dBuV/m	dB	
1	1282.193	3.79	24.91	61.41	65.83	33.12	68.20	-35.08	peak
2	1542.733	4.10	26.97	61.50	64.63	34.20	74.00	-39.80	peak
3	3386.297	6.42	32.32	61.55	64.60	41.79	68.20	-26.41	peak
4	4341.886	7.07	34.34	61.22	63.18	43.37	74.00	-30.63	peak
5	11490.000	11.94	37.79	61.39	59.66	48.00	74.00	-26.00	peak
6	17235.000	14.59	43.03	60.49	56.93	54.06	68.20	-14.14	peak



Test Mode: 12; Polarity: Vertical; Modulation:802.11a; Bandwidth:20MHz; Channel: Low

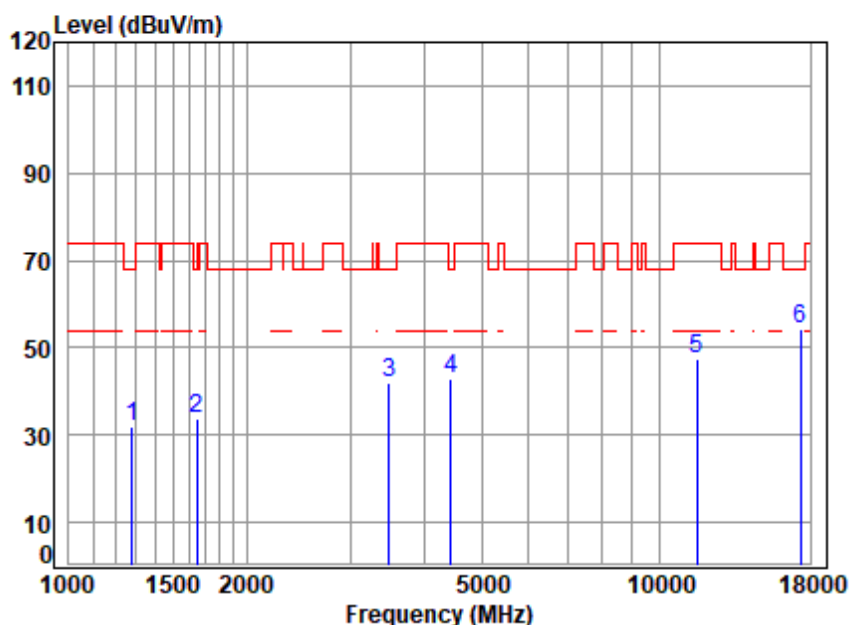


Site : chamber  
Condition: 3m VERTICAL  
Job No : 03623AT\03624AT  
Mode : 5745 TX RSE  
Note : 5G WIFI 11A

	Freq	Cable Loss	Ant Factor	Preamp Factor	Read Level	Level	Limit Line	Over Limit	Remark
	MHz	dB	dB/m	dB	dBuV	dBuV/m	dBuV/m	dB	
1	1179.100	3.65	24.19	61.38	68.26	34.72	74.00	-39.28	peak
2	1574.265	4.15	26.90	61.51	63.65	33.19	74.00	-40.81	peak
3	3396.098	6.43	32.38	61.55	63.72	40.98	68.20	-27.22	peak
4	4341.886	7.07	34.34	61.22	64.19	44.38	74.00	-29.62	peak
5	11490.000	11.94	37.79	61.39	59.41	47.75	74.00	-26.25	peak
6	p17235.000	14.59	43.03	60.49	57.29	54.42	68.20	-13.78	peak



Test Mode: 12; Polarity: Horizontal; Modulation:802.11a; Bandwidth:20MHz; Channel: middle

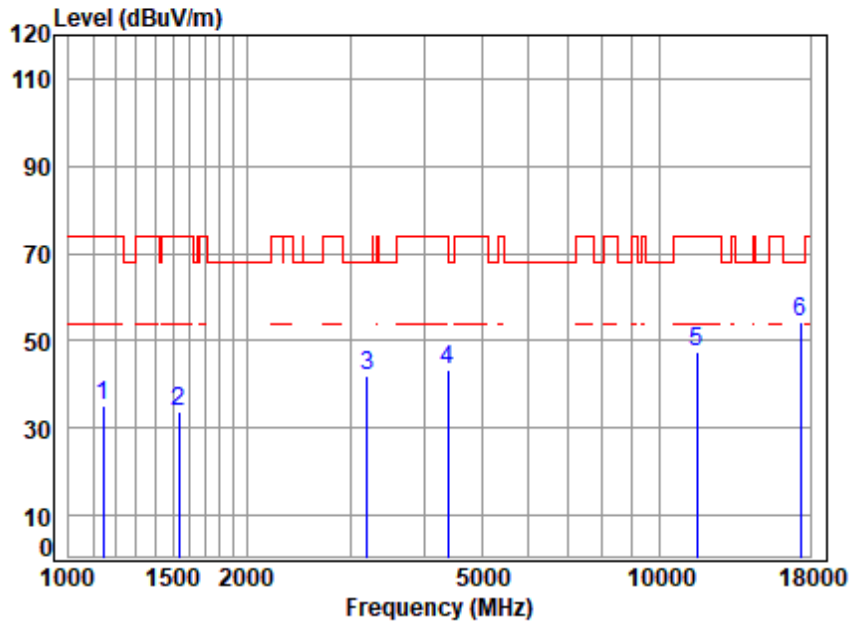


Site : chamber  
Condition: 3m HORIZONTAL  
Job No : 03623AT\03624AT  
Mode : 5785 TX RSE  
Note : 5G WIFI 11A

	Freq	Cable Loss	Ant Factor	Preamp Factor	Read Level	Level	Limit Line	Over Limit	Remark
	MHz	dB	dB/m	dB	dBuV	dBuV/m	dBuV/m	dB	
1	1282.193	3.79	24.91	61.41	64.72	32.01	68.20	-36.19	peak
2	1648.778	4.25	26.31	61.53	64.94	33.97	68.20	-34.23	peak
3	3485.601	6.51	31.66	61.52	65.20	41.85	68.20	-26.35	peak
4	4430.628	7.17	34.43	61.19	62.68	43.09	68.20	-25.11	peak
5	11570.000	11.95	37.73	61.39	59.27	47.56	74.00	-26.44	peak
6	p17355.000	14.73	43.26	60.42	56.68	54.25	68.20	-13.95	peak



Test Mode: 12; Polarity: Vertical; Modulation:802.11a; Bandwidth:20MHz; Channel: middle



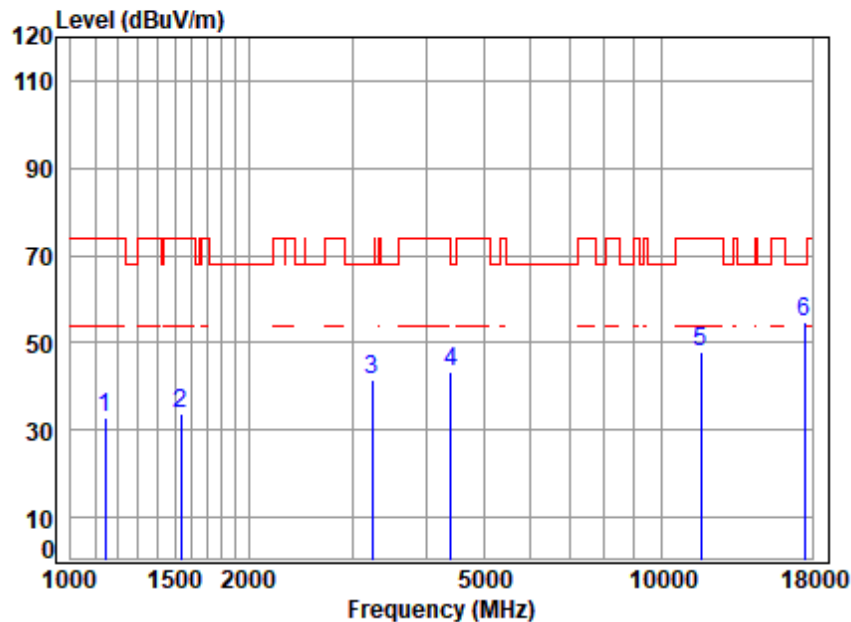
Site : chamber  
Condition: 3m VERTICAL  
Job No : 03623AT\03624AT  
Mode : 5785 TX RSE  
Note : 5G WIFI 11A

	Freq	Cable Loss	Ant Factor	Preamp Factor	Read Level	Level	Limit Line	Over Limit	Remark
	MHz	dB	dB/m	dB	dBuV	dBuV/m	dBuV/m	dB	
1	1145.507	3.61	23.88	61.36	69.12	35.25	74.00	-38.75	peak
2	1533.841	4.09	26.94	61.50	64.14	33.67	74.00	-40.33	peak
3	3196.094	6.25	32.87	61.61	64.66	42.17	68.20	-26.03	peak
4	4379.699	7.11	34.64	61.21	62.76	43.30	74.00	-30.70	peak
5	11570.000	11.95	37.73	61.39	59.19	47.48	74.00	-26.52	peak
6	p17355.000	14.73	43.26	60.42	56.77	54.34	68.20	-13.86	peak





Test Mode: 12; Polarity: Horizontal; Modulation:802.11a; Bandwidth:20MHz; Channel: High

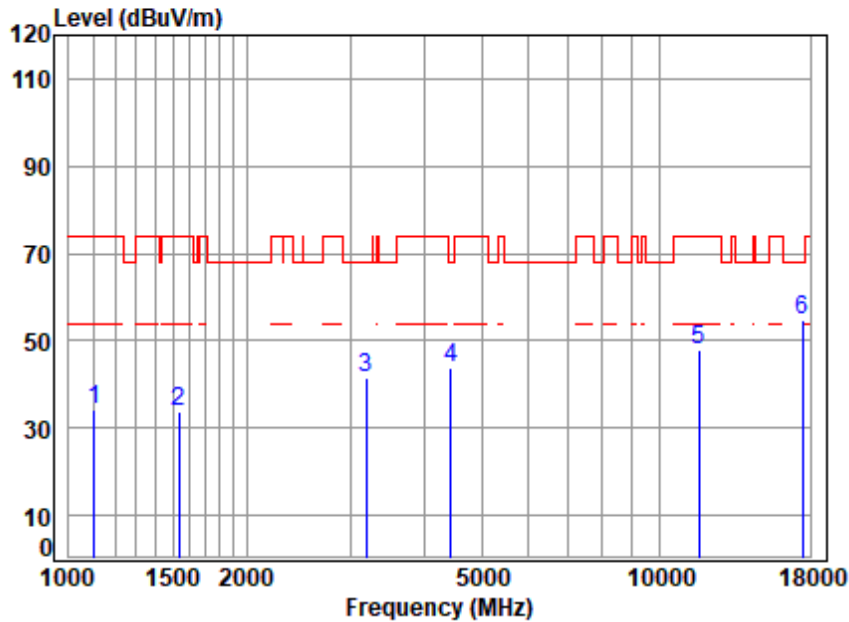


Site : chamber  
Condition: 3m HORIZONTAL  
Job No : 03623AT\03624AT  
Mode : 5825 TX RSE  
Note : 5G WIFI 11A

		Cable	Ant	Preamp	Read		Limit	Over	
	Freq	Loss	Factor	Factor	Level	Level	Line	Limit	Remark
	MHz	dB	dB/m	dB	dBuV	dBuV/m	dBuV/m	dB	
1	1142.201	3.60	23.87	61.36	66.64	32.75	74.00	-41.25	peak
2	1538.281	4.10	26.95	61.50	64.22	33.77	74.00	-40.23	peak
3	3233.260	6.29	32.37	61.60	64.47	41.53	68.20	-26.67	peak
4	4405.090	7.14	34.74	61.20	62.78	43.46	68.20	-24.74	peak
5	11650.000	11.95	37.80	61.38	59.58	47.95	74.00	-26.05	peak
6	p17475.000	14.86	43.40	60.36	57.03	54.93	68.20	-13.27	peak



Test Mode: 12; Polarity: Vertical; Modulation:802.11a; Bandwidth:20MHz; Channel: High

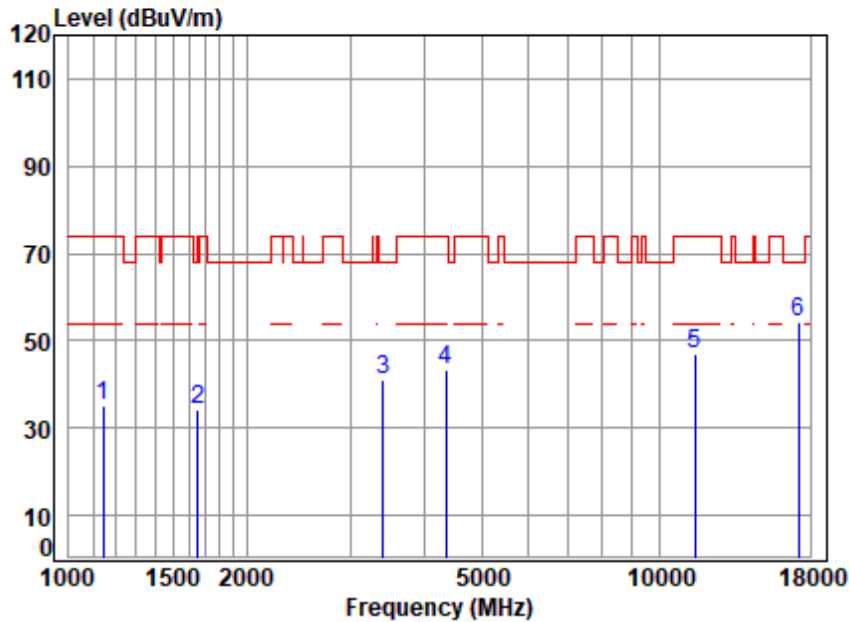


Site : chamber  
Condition: 3m VERTICAL  
Job No : 03623AT\03624AT  
Mode : 5825 TX RSE  
Note : 5G WIFI 11A

		Cable	Ant	Preamp	Read		Limit	Over	
	Freq	Loss	Factor	Factor	Level	Level	Line	Limit	Remark
	MHz	dB	dB/m	dB	dBuV	dBuV/m	dBuV/m	dB	
1	1103.264	3.55	23.71	61.35	68.52	34.43	74.00	-39.57	peak
2	1533.841	4.09	26.94	61.50	64.10	33.63	74.00	-40.37	peak
3	3186.869	6.25	32.79	61.62	64.16	41.58	68.20	-26.62	peak
4	4430.628	7.17	34.43	61.19	63.55	43.96	68.20	-24.24	peak
5	11650.000	11.95	37.80	61.38	59.70	48.07	74.00	-25.93	peak
6	p17475.000	14.86	43.40	60.36	56.63	54.53	68.20	-13.67	peak



Test Mode: 12; Polarity: Horizontal; Modulation:802.11n; Bandwidth:20MHz; Channel: Low

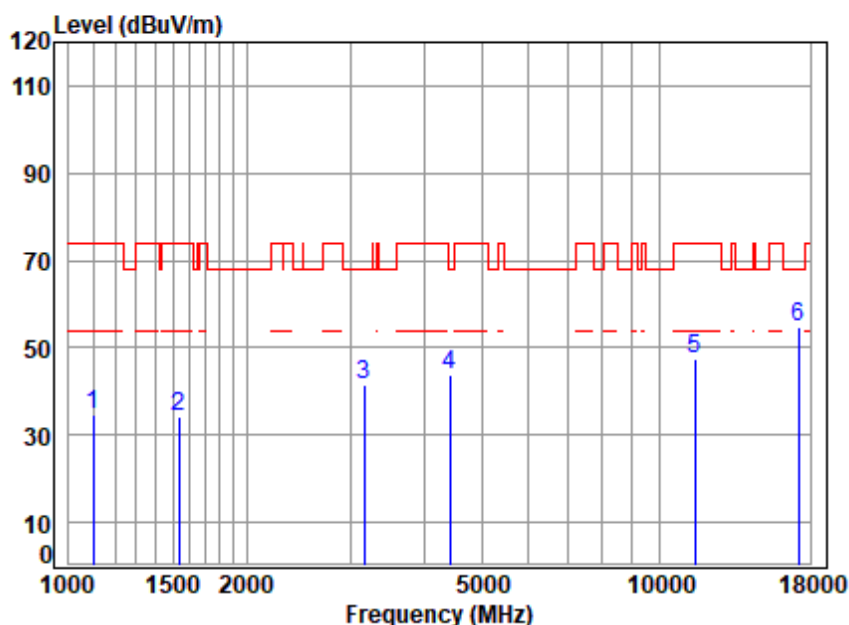


Site : chamber  
Condition: 3m HORIZONTAL  
Job No : 03623AT\03624AT  
Mode : 5745 TX RSE  
Note : 5G WIFI 11N20

		Cable	Ant	Preamp	Read		Limit	Over	
	Freq	Loss	Factor	Factor	Level	Level	Line	Limit	Remark
	MHz	dB	dB/m	dB	dBuV	dBuV/m	dBuV/m	dB	
1	1142.201	3.60	23.87	61.36	69.18	35.29	74.00	-38.71	peak
2	1653.550	4.26	26.29	61.53	65.04	34.06	68.20	-34.14	peak
3	3405.929	6.44	32.33	61.55	63.95	41.17	68.20	-27.03	peak
4	4354.454	7.08	34.44	61.22	63.26	43.56	74.00	-30.44	peak
5	11490.000	11.94	37.79	61.39	58.72	47.06	74.00	-26.94	peak
6	p17235.000	14.59	43.03	60.49	57.28	54.41	68.20	-13.79	peak



Test Mode: 12; Polarity: Vertical; Modulation:802.11n; Bandwidth:20MHz; Channel: Low



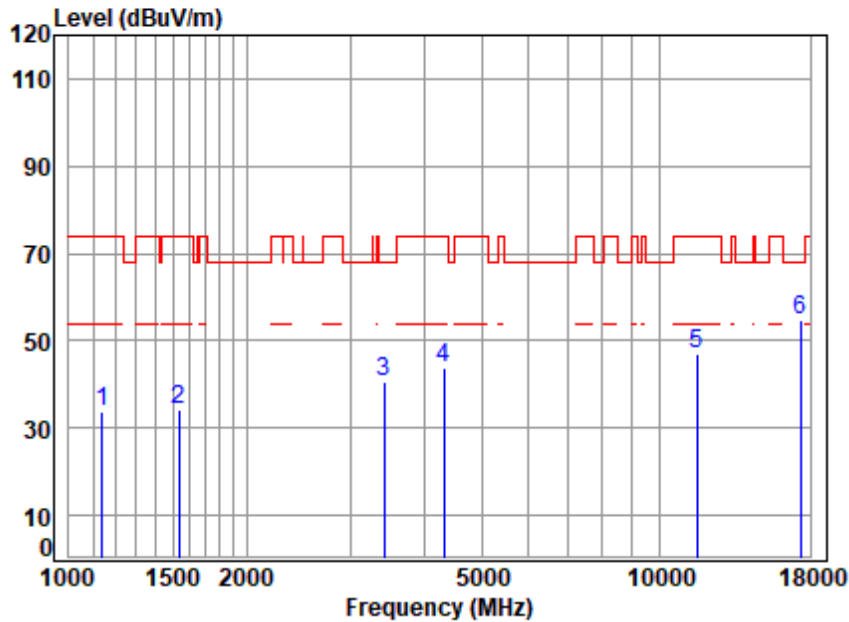
Site : chamber  
Condition: 3m VERTICAL  
Job No : 03623AT\03624AT  
Mode : 5745 TX RSE  
Note : 5G WIFI 11N20

		Cable	Ant	Preamp	Read		Limit	Over	
	Freq	Loss	Factor	Factor	Level	Level	Line	Limit	Remark
	MHz	dB	dB/m	dB	dBuV	dBuV/m	dBuV/m	dB	
1	1100.079	3.54	23.70	61.34	68.73	34.63	74.00	-39.37	peak
2	1533.841	4.09	26.94	61.50	64.65	34.18	74.00	-39.82	peak
3	3168.500	6.23	32.65	61.62	64.37	41.63	68.20	-26.57	peak
4	4417.841	7.16	34.59	61.19	63.38	43.94	68.20	-24.26	peak
5	11490.000	11.94	37.79	61.39	58.92	47.26	74.00	-26.74	peak
6	17235.000	14.59	43.03	60.49	57.63	54.76	68.20	-13.44	peak





Test Mode: 12; Polarity: Horizontal; Modulation:802.11n; Bandwidth:20MHz; Channel: middle

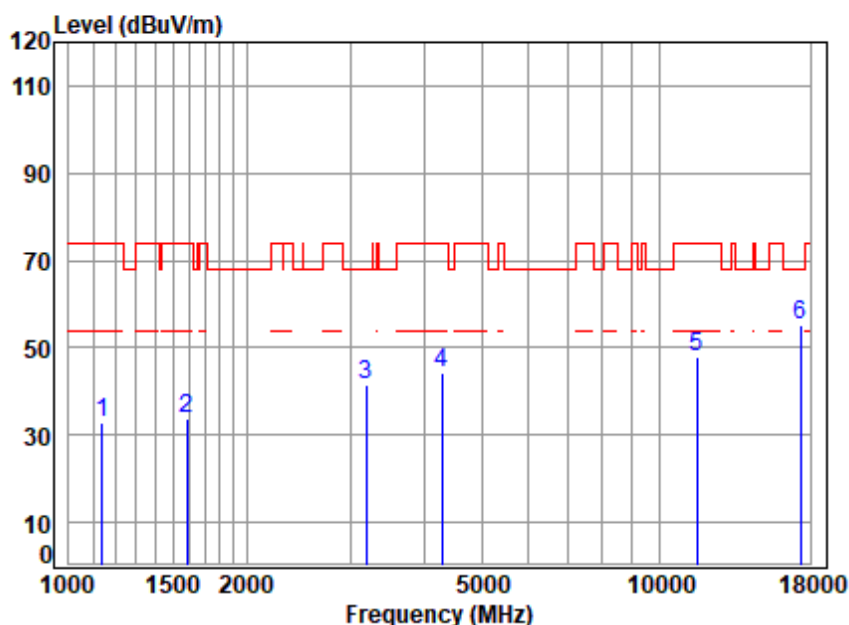


Site : chamber  
Condition: 3m HORIZONTAL  
Job No : 03623AT\03624AT  
Mode : 5785 TX RSE  
Note : 5G WIFI 11N20

		Cable	Ant	Preamp	Read		Limit	Over	
	Freq	Loss	Factor	Factor	Level	Level	Line	Limit	Remark
	MHz	dB	dB/m	dB	dBuV	dBuV/m	dBuV/m	dB	
1	1138.904	3.60	23.86	61.36	67.65	33.75	74.00	-40.25	peak
2	1538.281	4.10	26.95	61.50	64.72	34.27	74.00	-39.73	peak
3	3415.787	6.45	32.21	61.54	63.53	40.65	68.20	-27.55	peak
4	4316.859	7.04	34.13	61.24	63.95	43.88	74.00	-30.12	peak
5	11570.000	11.95	37.73	61.39	58.62	46.91	74.00	-27.09	peak
6	p17355.000	14.73	43.26	60.42	57.37	54.94	68.20	-13.26	peak



Test Mode: 12; Polarity: Vertical; Modulation:802.11n; Bandwidth:20MHz; Channel: middle

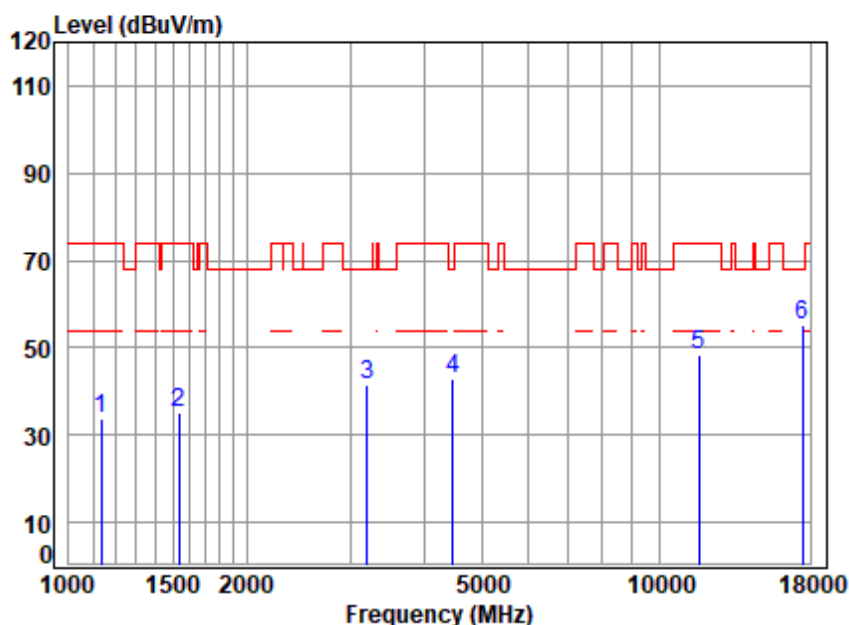


Site : chamber  
Condition: 3m VERTICAL  
Job No : 03623AT\03624AT  
Mode : 5785 TX RSE  
Note : 5G WIFI 11N20

	Freq	Cable Loss	Ant Factor	Preamp Factor	Read Level	Level	Limit	Over Limit	Remark
	MHz	dB	dB/m	dB	dBuV	dBuV/m	dBuV/m	dB	
1	1138.904	3.60	23.86	61.36	66.68	32.78	74.00	-41.22	peak
2	1583.392	4.16	26.87	61.51	64.28	33.80	74.00	-40.20	peak
3	3186.869	6.25	32.79	61.62	64.24	41.66	68.20	-26.54	peak
4	4279.589	6.99	33.92	61.25	64.41	44.07	74.00	-29.93	peak
5	11570.000	11.95	37.73	61.39	59.40	47.69	74.00	-26.31	peak
6	17355.000	14.73	43.26	60.42	57.54	55.11	68.20	-13.09	peak



Test Mode: 12; Polarity: Horizontal; Modulation:802.11n; Bandwidth:20MHz; Channel: High

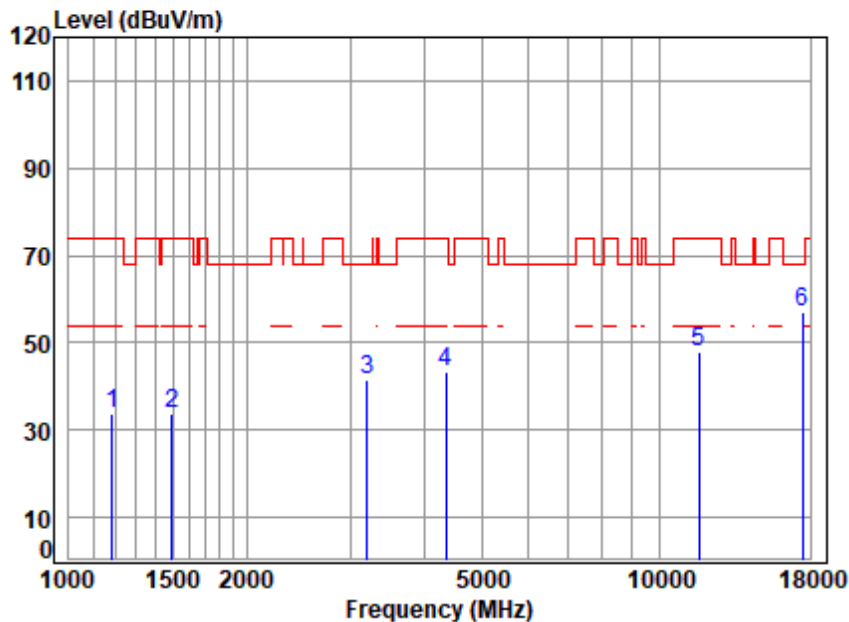


Site : chamber  
Condition: 3m HORIZONTAL  
Job No : 03623AT\03624AT  
Mode : 5825 TX RSE  
Note : 5G WIFI 11N20

		Cable	Ant	Preamp	Read		Limit	Over	
	Freq	Loss	Factor	Factor	Level	Level	Line	Limit	Remark
	MHz	dB	dB/m	dB	dBuV	dBuV/m	dBuV/m	dB	
1	1135.617	3.59	23.84	61.36	67.90	33.97	74.00	-40.03	peak
2	1533.841	4.09	26.94	61.50	65.57	35.10	74.00	-38.90	peak
3	3205.345	6.26	32.81	61.61	63.91	41.37	68.20	-26.83	peak
4	4469.214	7.22	33.97	61.17	63.08	43.10	68.20	-25.10	peak
5	11650.000	11.95	37.80	61.38	60.15	48.52	74.00	-25.48	peak
6	p17475.000	14.86	43.40	60.36	57.22	55.12	68.20	-13.08	peak



Test Mode: 12; Polarity: Vertical; Modulation:802.11n; Bandwidth:20MHz; Channel: High

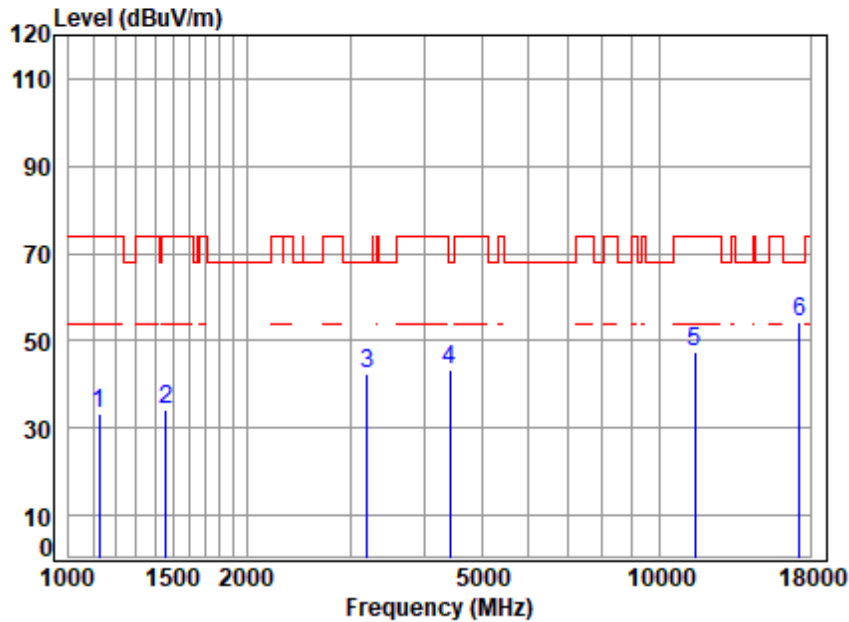


Site : chamber  
Condition: 3m VERTICAL  
Job No : 03623AT\03624AT  
Mode : 5825 TX RSE  
Note : 5G WIFI 11N20

	Freq	Cable Loss	Ant Factor	Preamp Factor	Read Level	Level	Limit Line	Over Limit	Remark
	MHz	dB	dB/m	dB	dBuV	dBuV/m	dBuV/m	dB	
1	1185.936	3.66	24.26	61.38	67.16	33.70	74.00	-40.30	peak
2	1494.455	4.03	26.64	61.49	64.44	33.62	74.00	-40.38	peak
3	3196.094	6.25	32.87	61.61	64.10	41.61	68.20	-26.59	peak
4	4354.454	7.08	34.44	61.22	62.88	43.18	74.00	-30.82	peak
5	11650.000	11.95	37.80	61.38	59.60	47.97	74.00	-26.03	peak
6	p17475.000	14.86	43.40	60.36	59.29	57.19	68.20	-11.01	peak



Test Mode: 12; Polarity: Horizontal; Modulation:802.11n; Bandwidth:40MHz; Channel: Low

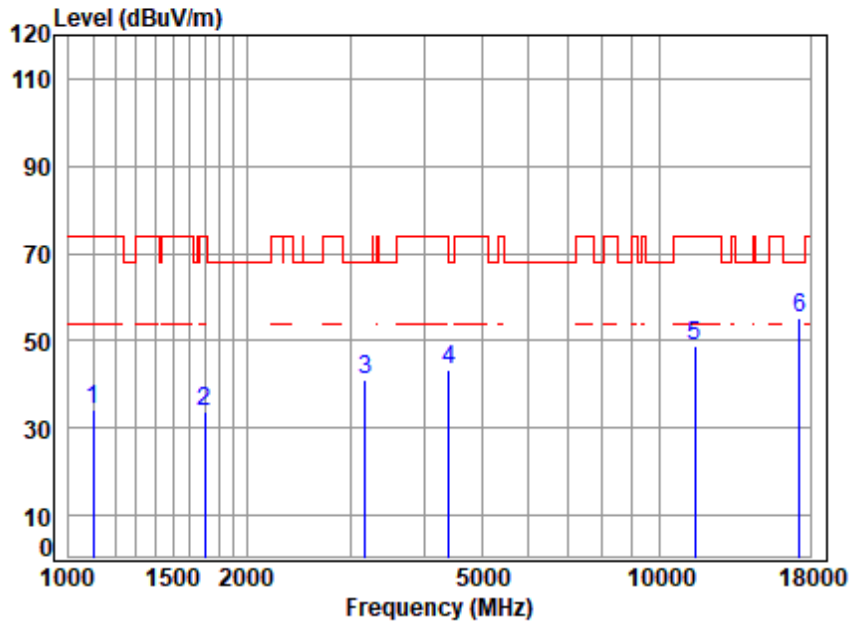


Site : chamber  
Condition: 3m HORIZONTAL  
Job No : 03623AT\03624AT  
Mode : 5755 TX RSE  
Note : 5G WIFI 11N40

	Freq	Cable Loss	Ant Factor	Preamp Factor	Read Level	Level	Limit Line	Over Limit	Remark
	MHz	dB	dB/m	dB	dBuV	dBuV/m	dBuV/m	dB	
1	1125.813	3.58	23.80	61.35	67.11	33.14	74.00	-40.86	peak
2	1460.295	4.00	25.69	61.47	66.20	34.42	74.00	-39.58	peak
3	3196.094	6.25	32.87	61.61	64.71	42.22	68.20	-25.98	peak
4	4417.841	7.16	34.59	61.19	62.75	43.31	68.20	-24.89	peak
5	11510.000	11.95	37.79	61.39	59.18	47.53	74.00	-26.47	peak
6	p17265.000	14.62	43.06	60.47	57.12	54.33	68.20	-13.87	peak



Test Mode: 12; Polarity: Vertical; Modulation:802.11n; Bandwidth:40MHz; Channel: Low

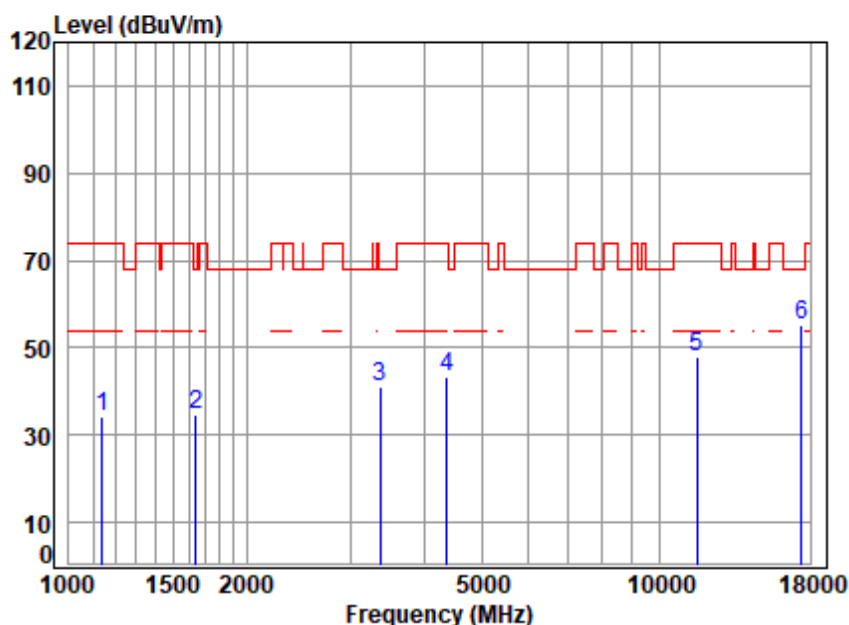


Site : chamber  
Condition: 3m VERTICAL  
Job No : 03623AT\03624AT  
Mode : 5755 TX RSE  
Note : 5G WIFI 11N40

		Cable	Ant	Preamp	Read		Limit	Over	
	Freq	Loss	Factor	Factor	Level	Level	Line	Limit	Remark
	MHz	dB	dB/m	dB	dBuV	dBuV/m	dBuV/m	dB	
1	1100.079	3.54	23.70	61.34	68.43	34.33	74.00	-39.67	peak
2	1697.129	4.32	26.21	61.54	64.98	33.97	74.00	-40.03	peak
3	3177.672	6.24	32.72	61.62	63.82	41.16	68.20	-27.04	peak
4	4405.090	7.14	34.74	61.20	62.83	43.51	68.20	-24.69	peak
5	11510.000	11.95	37.79	61.39	60.49	48.84	74.00	-25.16	peak
6	p17265.000	14.62	43.06	60.47	57.99	55.20	68.20	-13.00	peak



Test Mode: 12; Polarity: Horizontal; Modulation:802.11n; Bandwidth:40MHz; Channel: High

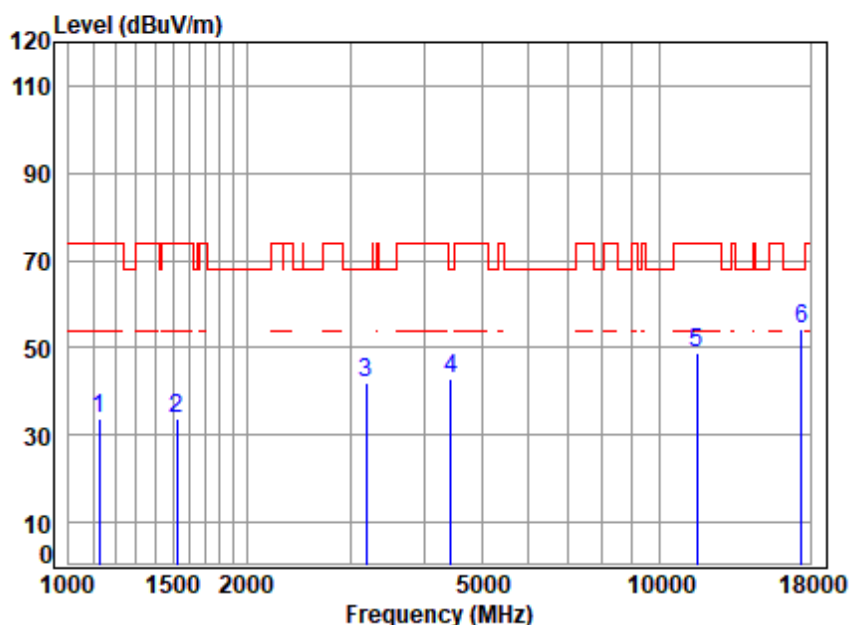


Site : chamber  
Condition: 3m HORIZONTAL  
Job No : 03623AT\03624AT  
Mode : 5795 TX RSE  
Note : 5G WIFI 11N40

	Freq	Cable Loss	Ant Factor	Preamp Factor	Read Level	Level	Limit Line	Over Limit	Remark
	MHz	dB	dB/m	dB	dBuV	dBuV/m	dBuV/m	dB	
1	1138.904	3.60	23.86	61.36	68.01	34.11	74.00	-39.89	peak
2	1644.019	4.25	26.36	61.53	65.62	34.70	68.20	-33.50	peak
3	3366.778	6.41	32.20	61.56	63.82	40.87	68.20	-27.33	peak
4	4367.058	7.10	34.54	61.21	62.96	43.39	74.00	-30.61	peak
5	11590.000	11.95	37.71	61.39	59.42	47.69	74.00	-26.31	peak
6	17385.000	14.76	43.35	60.40	57.49	55.20	68.20	-13.00	peak



Test Mode: 12; Polarity: Vertical; Modulation:802.11n; Bandwidth:40MHz; Channel: High



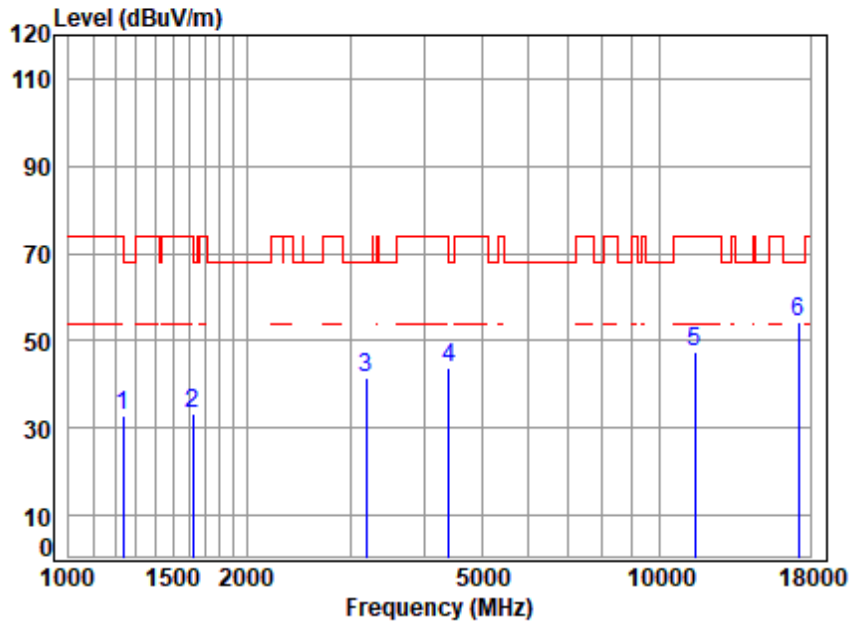
Site : chamber  
Condition: 3m VERTICAL  
Job No : 03623AT\03624AT  
Mode : 5795 TX RSE  
Note : 5G WIFI 11N40

		Cable	Ant	Preamp	Read		Limit	Over	
	Freq	Loss	Factor	Factor	Level	Level	Line	Limit	Remark
	MHz	dB	dB/m	dB	dBuV	dBuV/m	dBuV/m	dB	
1	1125.813	3.58	23.80	61.35	67.74	33.77	74.00	-40.23	peak
2	1525.000	4.08	26.90	61.49	64.39	33.88	74.00	-40.12	peak
3	3186.869	6.25	32.79	61.62	64.51	41.93	68.20	-26.27	peak
4	4430.628	7.17	34.43	61.19	62.56	42.97	68.20	-25.23	peak
5	11590.000	11.95	37.71	61.39	60.45	48.72	74.00	-25.28	peak
6	p17385.000	14.76	43.35	60.40	56.68	54.39	68.20	-13.81	peak





Test Mode: 12; Polarity: Horizontal; Modulation:802.11ax(Full RU0); Bandwidth:20MHz; Channel: Low

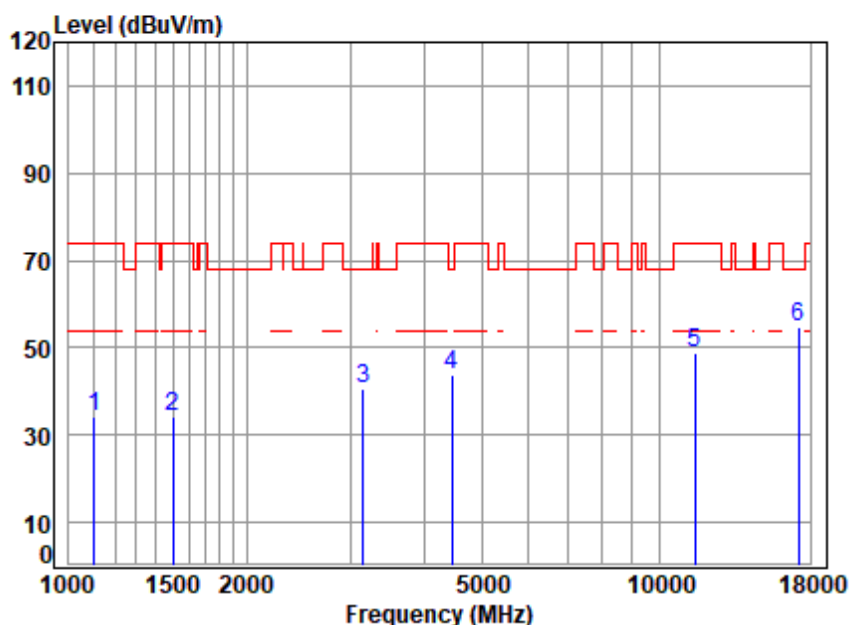


Site : chamber  
Condition: 3m HORIZONTAL  
Job No : 03623AT\03624AT  
Mode : 5745 TX RSE  
Note : 5G WIFI 11AX20

	Freq	Cable Loss	Ant Factor	Preamp Factor	Read Level	Level	Limit Line	Over Limit	Remark
	MHz	dB	dB/m	dB	dBuV	dBuV/m	dBuV/m	dB	
1	1238.483	3.73	24.94	61.40	65.74	33.01	74.00	-40.99	peak
2	1625.121	4.22	26.55	61.52	64.10	33.35	74.00	-40.65	peak
3	3186.869	6.25	32.79	61.62	64.19	41.61	68.20	-26.59	peak
4	4405.090	7.14	34.74	61.20	62.91	43.59	68.20	-24.61	peak
5	11490.000	11.94	37.79	61.39	58.95	47.29	74.00	-26.71	peak
6	p17235.000	14.59	43.03	60.49	57.14	54.27	68.20	-13.93	peak



Test Mode: 12; Polarity: Vertical; Modulation:802.11ax(Full RU0); Bandwidth:20MHz; Channel: Low



Site : chamber  
Condition: 3m VERTICAL  
Job No : 03623AT\03624AT  
Mode : 5745 TX RSE  
Note : 5G WIFI 11AX20

		Cable	Ant	Preamp	Read		Limit	Over	
	Freq	Loss	Factor	Factor	Level	Level	Line	Limit	Remark
	MHz	dB	dB/m	dB	dBuV	dBuV/m	dBuV/m	dB	
1	1103.264	3.55	23.71	61.35	68.19	34.10	74.00	-39.90	peak
2	1503.119	4.04	26.81	61.49	64.98	34.34	74.00	-39.66	peak
3	3150.237	6.21	32.50	61.63	63.37	40.45	68.20	-27.75	peak
4	4456.315	7.20	34.12	61.17	63.68	43.83	68.20	-24.37	peak
5	11490.000	11.94	37.79	61.39	60.31	48.65	74.00	-25.35	peak
6	p17235.000	14.59	43.03	60.49	57.41	54.54	68.20	-13.66	peak



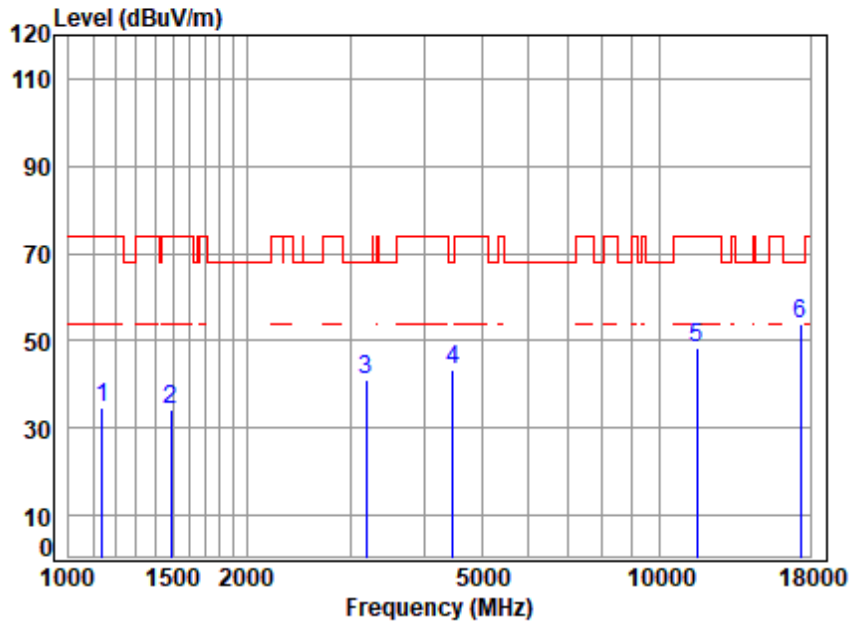
## SGS-CSTC Standards Technical Services Co., Ltd. Shenzhen Branch

SZEMC-TRF-01 Rev. A/1

Report No.: SZCR240900362305

Page: 75 of 334

Test Mode: 12; Polarity: Horizontal; Modulation:802.11ax(Full RU0); Bandwidth:20MHz; Channel: middle



Site : chamber  
Condition: 3m HORIZONTAL  
Job No : 03623AT\03624AT  
Mode : 5785 TX RSE  
Note : 5G WIFI 11AX20

		Cable	Ant	Preamp	Read		Limit	Over	
	Freq	Loss	Factor	Factor	Level	Level	Line	Limit	Remark
	MHz	dB	dB/m	dB	dBuV	dBuV/m	dBuV/m	dB	
1	1138.904	3.60	23.86	61.36	68.44	34.54	74.00	-39.46	peak
2	1490.142	4.03	26.52	61.48	65.10	34.17	74.00	-39.83	peak
3	3186.869	6.25	32.79	61.62	63.81	41.23	68.20	-26.97	peak
4	4469.214	7.22	33.97	61.17	63.25	43.27	68.20	-24.93	peak
5	11570.000	11.95	37.73	61.39	59.96	48.25	74.00	-25.75	peak
6	p17355.000	14.73	43.26	60.42	56.27	53.84	68.20	-14.36	peak



SGS-CSTC Standards Technical Services Co., Ltd.  
Shenzhen Branch

Unless otherwise agreed in writing, this document is issued by the Company subject to its General Conditions of Service printed overleaf, available on request or accessible at <https://www.sgs.com/en/Terms-and-Conditions>. Attention is drawn to the limitation of liability, indemnification and jurisdiction issues defined therein. Any holder of this document is advised that information contained hereon reflects the Company's findings at the time of its intervention only and within the limits of Client's instructions, if any. The Company's sole responsibility is to its Client and this document does not exonerate parties to a transaction from exercising all their rights and obligations under the transaction documents. This document cannot be reproduced except in full, without prior written approval of the Company. Any unauthorized alteration, forgery or falsification of the content or appearance of this document is unlawful and offenders may be prosecuted to the fullest extent of the law. Unless otherwise stated the results shown in this test report refer only to the sample(s) tested and such sample(s) are retained for 30 days only.

Attention: To check the authenticity of testing /inspection report & certificate, please contact us at telephone: (86-755) 8307 1443, or email: [CN.Doccheck@sgs.com](mailto:CN.Doccheck@sgs.com)

No.1 Workshop, M-10, Middle Section, Science & Technology Park, Nanshan District, Shenzhen, Guangdong, China 518057 t (86-755) 26012053 f (86-755) 26710594 www.sgs.com.cn  
中国·广东·深圳市南山区科技园中区M-10栋1号厂房 邮编: 518057 t (86-755) 26012053 f (86-755) 26710594 sgs.china@sgs.com

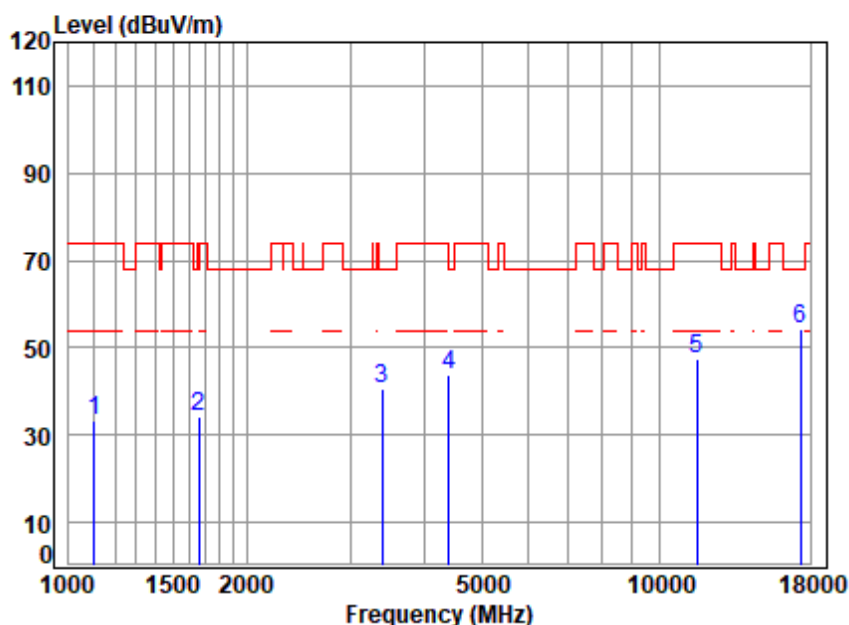
## SGS-CSTC Standards Technical Services Co., Ltd. Shenzhen Branch

SZEMC-TRF-01 Rev. A/1

Report No.: SZCR240900362305

Page: 76 of 334

Test Mode: 12; Polarity: Vertical; Modulation: 802.11ax(Full RU0); Bandwidth: 20MHz; Channel: middle



Site : chamber  
Condition: 3m VERTICAL  
Job No : 03623AT\03624AT  
Mode : 5785 TX RSE  
Note : 5G WIFI 11AX20

		Cable	Ant	Preamp	Read		Limit	Over	
	Freq	Loss	Factor	Factor	Level	Level	Line	Limit	Remark
	MHz	dB	dB/m	dB	dBuV	dBuV/m	dBuV/m	dB	
1	1106.457	3.55	23.73	61.35	67.27	33.20	74.00	-40.80	peak
2	1658.337	4.27	26.28	61.53	65.12	34.14	68.20	-34.06	peak
3	3396.098	6.43	32.38	61.55	63.33	40.59	68.20	-27.61	peak
4	4405.090	7.14	34.74	61.20	63.10	43.78	68.20	-24.42	peak
5	11570.000	11.95	37.73	61.39	59.28	47.57	74.00	-26.43	peak
6	p17355.000	14.73	43.26	60.42	56.67	54.24	68.20	-13.96	peak



SGS-CSTC Standards Technical Services Co., Ltd.  
Shenzhen Branch

Unless otherwise agreed in writing, this document is issued by the Company subject to its General Conditions of Service printed overleaf, available on request or accessible at <https://www.sgs.com/en/Terms-and-Conditions>. Attention is drawn to the limitation of liability, indemnification and jurisdiction issues defined therein. Any holder of this document is advised that information contained hereon reflects the Company's findings at the time of its intervention only and within the limits of Client's instructions, if any. The Company's sole responsibility is to its Client and this document does not exonerate parties to a transaction from exercising all their rights and obligations under the transaction documents. This document cannot be reproduced except in full, without prior written approval of the Company. Any unauthorized alteration, forgery or falsification of the content or appearance of this document is unlawful and offenders may be prosecuted to the fullest extent of the law. Unless otherwise stated the results shown in this test report refer only to the sample(s) tested and such sample(s) are retained for 30 days only.

Attention: To check the authenticity of testing / inspection report & certificate, please contact us at telephone: (86-755) 8307 1443, or email: [CN.Doccheck@sgs.com](mailto:CN.Doccheck@sgs.com)

No.1 Workshop, M-10, Middle Section, Science & Technology Park, Nanshan District, Shenzhen, Guangdong, China 518057 t (86-755) 26012053 f (86-755) 26710594 www.sgs.com.cn  
中国·广东·深圳市南山区科技园中区M-10栋1号厂房 邮编: 518057 t (86-755) 26012053 f (86-755) 26710594 sgs.china@sgs.com



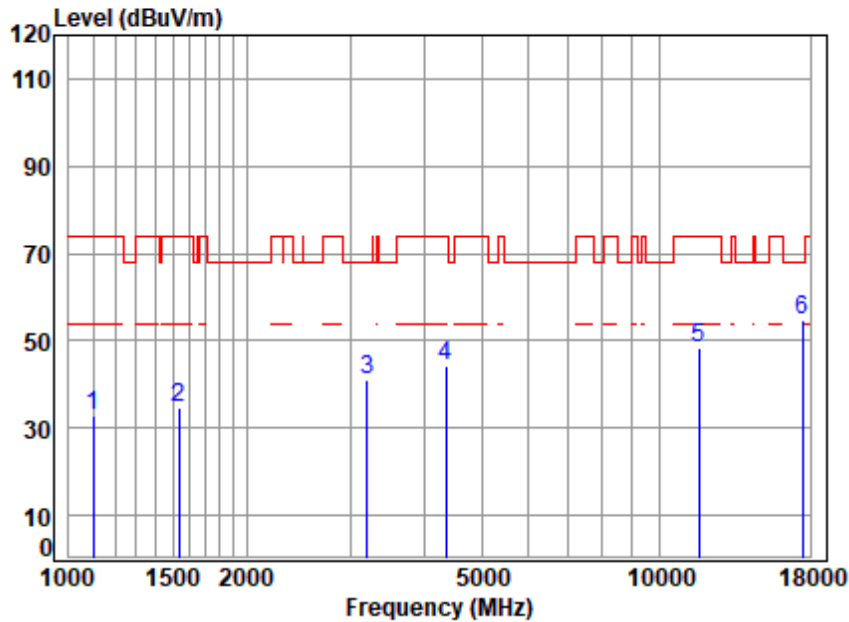
## SGS-CSTC Standards Technical Services Co., Ltd. Shenzhen Branch

SZEMC-TRF-01 Rev. A/1

Report No.: SZCR240900362305

Page: 77 of 334

Test Mode: 12; Polarity: Horizontal; Modulation:802.11ax(Full RU0); Bandwidth:20MHz; Channel: High



Site : chamber  
Condition: 3m HORIZONTAL  
Job No : 03623AT\03624AT  
Mode : 5825 TX RSE  
Note : 5G WIFI 11AX20

	Freq	Cable Loss	Ant Factor	Preamp Factor	Read Level	Level	Limit Line	Over Limit	Remark
	MHz	dB	dB/m	dB	dBuV	dBuV/m	dBuV/m	dB	
1	1100.079	3.54	23.70	61.34	67.17	33.07	74.00	-40.93	peak
2	1538.281	4.10	26.95	61.50	65.08	34.63	74.00	-39.37	peak
3	3205.345	6.26	32.81	61.61	63.49	40.95	68.20	-27.25	peak
4	4354.454	7.08	34.44	61.22	63.82	44.12	74.00	-29.88	peak
5	11650.000	11.95	37.80	61.38	60.10	48.47	74.00	-25.53	peak
6	p17475.000	14.86	43.40	60.36	57.00	54.90	68.20	-13.30	peak



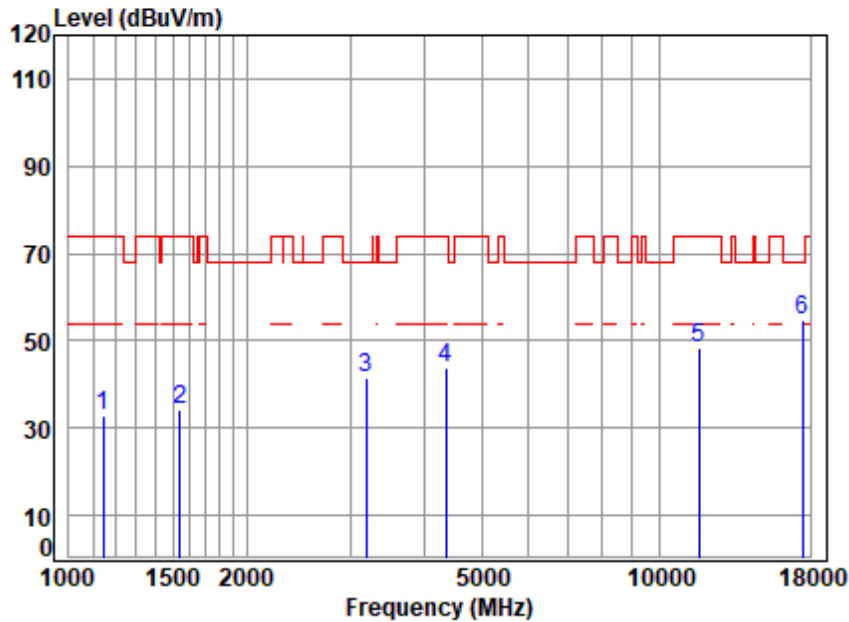
SGS-CSTC Standards Technical Services Co., Ltd.  
Shenzhen Branch

Unless otherwise agreed in writing, this document is issued by the Company subject to its General Conditions of Service printed overleaf, available on request or accessible at <https://www.sgs.com/en/Terms-and-Conditions>. Attention is drawn to the limitation of liability, indemnification and jurisdiction issues defined therein. Any holder of this document is advised that information contained hereon reflects the Company's findings at the time of its intervention only and within the limits of Client's instructions, if any. The Company's sole responsibility is to its Client and this document does not exonerate parties to a transaction from exercising all their rights and obligations under the transaction documents. This document cannot be reproduced except in full, without prior written approval of the Company. Any unauthorized alteration, forgery or falsification of the content or appearance of this document is unlawful and offenders may be prosecuted to the fullest extent of the law. Unless otherwise stated the results shown in this test report refer only to the sample(s) tested and such sample(s) are retained for 30 days only.

Attention: To check the authenticity of testing /inspection report & certificate, please contact us at telephone: (86-755) 8307 1443, or email: [CN.Doccheck@sgs.com](mailto:CN.Doccheck@sgs.com)

No.1 Workshop, M-10, Middle Section, Science & Technology Park, Nanshan District, Shenzhen, Guangdong, China 518057 t (86-755) 26012053 f (86-755) 26710594 www.sgs.com.cn  
中国·广东·深圳市南山区科技园中区M-10栋1号厂房 邮编: 518057 t (86-755) 26012053 f (86-755) 26710594 sgs.china@sgs.com

Test Mode: 12; Polarity: Vertical; Modulation:802.11ax(Full RU0); Bandwidth:20MHz; Channel: High



Site : chamber  
Condition: 3m VERTICAL  
Job No : 03623AT\03624AT  
Mode : 5825 TX RSE  
Note : 5G WIFI 11AX20

		Cable	Ant	Preamp	Read		Limit	Over	
	Freq	Loss	Factor	Factor	Level	Level	Line	Limit	Remark
	MHz	dB	dB/m	dB	dBuV	dBuV/m	dBuV/m	dB	
1	1145.507	3.61	23.88	61.36	66.89	33.02	74.00	-40.98	peak
2	1542.733	4.10	26.97	61.50	64.76	34.33	74.00	-39.67	peak
3	3186.869	6.25	32.79	61.62	64.05	41.47	68.20	-26.73	peak
4	4354.454	7.08	34.44	61.22	63.29	43.59	74.00	-30.41	peak
5	11650.000	11.95	37.80	61.38	60.12	48.49	74.00	-25.51	peak
6	p17475.000	14.86	43.40	60.36	56.75	54.65	68.20	-13.55	peak



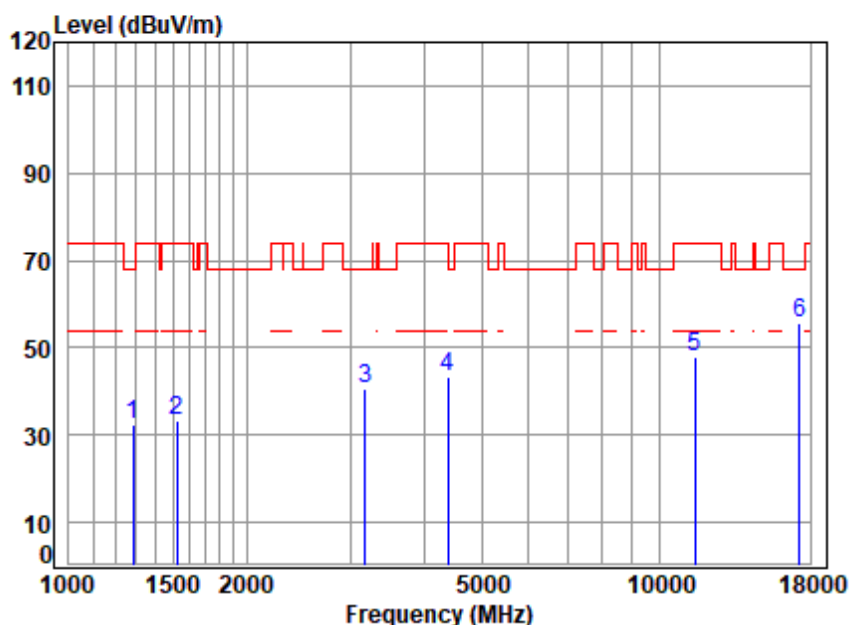
## SGS-CSTC Standards Technical Services Co., Ltd. Shenzhen Branch

SZEMC-TRF-01 Rev. A/1

Report No.: SZCR240900362305

Page: 79 of 334

Test Mode: 12; Polarity: Horizontal; Modulation:802.11ax(Full RU0); Bandwidth:40MHz; Channel: Low



Site : chamber  
Condition: 3m HORIZONTAL  
Job No : 03623AT\03624AT  
Mode : 5755 TX RSE  
Note : 5G WIFI 11AX40

		Cable	Ant	Preamp	Read		Limit	Over	
	Freq	Loss	Factor	Factor	Level	Level	Line	Limit	Remark
	MHz	dB	dB/m	dB	dBuV	dBuV/m	dBuV/m	dB	
1	1285.904	3.79	24.88	61.42	65.33	32.58	68.20	-35.62	peak
2	1525.000	4.08	26.90	61.49	64.03	33.52	74.00	-40.48	peak
3	3177.672	6.24	32.72	61.62	63.15	40.49	68.20	-27.71	peak
4	4379.699	7.11	34.64	61.21	62.70	43.24	74.00	-30.76	peak
5	11510.000	11.95	37.79	61.39	59.60	47.95	74.00	-26.05	peak
6	p17265.000	14.62	43.06	60.47	58.35	55.56	68.20	-12.64	peak



SGS-CSTC Standards Technical Services Co., Ltd.  
Shenzhen Branch Inspection & Testing Services

Unless otherwise agreed in writing, this document is issued by the Company subject to its General Conditions of Service printed overleaf, available on request or accessible at <https://www.sgs.com/en/Terms-and-Conditions>. Attention is drawn to the limitation of liability, indemnification and jurisdiction issues defined therein. Any holder of this document is advised that information contained hereon reflects the Company's findings at the time of its intervention only and within the limits of Client's instructions, if any. The Company's sole responsibility is to its Client and this document does not exonerate parties to a transaction from exercising all their rights and obligations under the transaction documents. This document cannot be reproduced except in full, without prior written approval of the Company. Any unauthorized alteration, forgery or falsification of the content or appearance of this document is unlawful and offenders may be prosecuted to the fullest extent of the law. Unless otherwise stated the results shown in this test report refer only to the sample(s) tested and such sample(s) are retained for 30 days only.

Attention: To check the authenticity of testing /inspection report & certificate, please contact us at telephone: (86-755) 8307 1443, or email: [CN.Doccheck@sgs.com](mailto:CN.Doccheck@sgs.com)

No.1 Workshop, M-10, Middle Section, Science & Technology Park, Nanshan District, Shenzhen, Guangdong, China 518057 t (86-755) 26012053 f (86-755) 26710594 www.sgs.com.cn  
中国·广东·深圳市南山区科技园中区M-10栋1号厂房 邮编: 518057 t (86-755) 26012053 f (86-755) 26710594 sgs.china@sgs.com

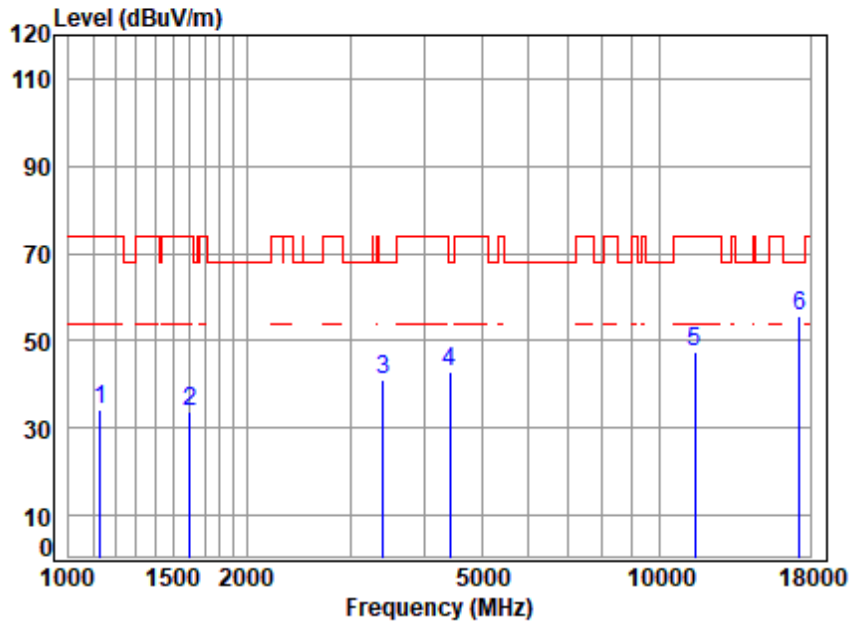
## SGS-CSTC Standards Technical Services Co., Ltd. Shenzhen Branch

SZEMC-TRF-01 Rev. A/1

Report No.: SZCR240900362305

Page: 80 of 334

Test Mode: 12; Polarity: Vertical; Modulation:802.11ax(Full RU0); Bandwidth:40MHz; Channel: Low



Site : chamber  
Condition: 3m VERTICAL  
Job No : 03623AT\03624AT  
Mode : 5755 TX RSE  
Note : 5G WIFI 11AX40

	Freq	Cable Loss	Ant Factor	Preamp Factor	Read Level	Level	Limit Line	Over Limit	Remark
	MHz	dB	dB/m	dB	dBuV	dBuV/m	dBuV/m	dB	
1	1129.072	3.58	23.82	61.36	68.02	34.06	74.00	-39.94	peak
2	1606.441	4.19	26.74	61.52	64.58	33.99	74.00	-40.01	peak
3	3405.929	6.44	32.33	61.55	64.04	41.26	68.20	-26.94	peak
4	4417.841	7.16	34.59	61.19	62.55	43.11	68.20	-25.09	peak
5	11510.000	11.95	37.79	61.39	59.05	47.40	74.00	-26.60	peak
6	17265.000	14.62	43.06	60.47	58.27	55.48	68.20	-12.72	peak



SGS-CSTC Standards Technical Services Co., Ltd.  
Shenzhen Branch

Unless otherwise agreed in writing, this document is issued by the Company subject to its General Conditions of Service printed overleaf, available on request or accessible at <https://www.sgs.com/en/Terms-and-Conditions>. Attention is drawn to the limitation of liability, indemnification and jurisdiction issues defined therein. Any holder of this document is advised that information contained hereon reflects the Company's findings at the time of its intervention only and within the limits of Client's instructions, if any. The Company's sole responsibility is to its Client and this document does not exonerate parties to a transaction from exercising all their rights and obligations under the transaction documents. This document cannot be reproduced except in full, without prior written approval of the Company. Any unauthorized alteration, forgery or falsification of the content or appearance of this document is unlawful and offenders may be prosecuted to the fullest extent of the law. Unless otherwise stated the results shown in this test report refer only to the sample(s) tested and such sample(s) are retained for 30 days only.

Attention: To check the authenticity of testing /inspection report & certificate, please contact us at telephone: (86-755) 8307 1443, or email: [CN.Doccheck@sgs.com](mailto:CN.Doccheck@sgs.com)

No.1 Workshop, M-10, Middle Section, Science & Technology Park, Nanshan District, Shenzhen, Guangdong, China 518057 t (86-755) 26012053 f (86-755) 26710594 www.sgs.com.cn  
中国·广东·深圳市南山区科技园中区M-10栋1号厂房 邮编: 518057 t (86-755) 26012053 f (86-755) 26710594 sgs.china@sgs.com



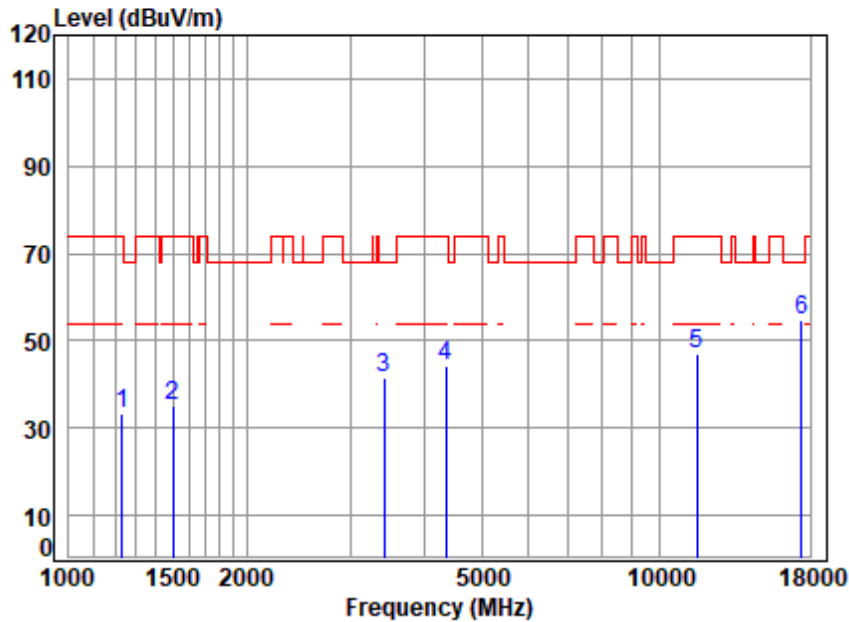
## SGS-CSTC Standards Technical Services Co., Ltd. Shenzhen Branch

SZEMC-TRF-01 Rev. A/1

Report No.: SZCR240900362305

Page: 81 of 334

Test Mode: 12; Polarity: Horizontal; Modulation:802.11ax(Full RU0); Bandwidth:40MHz; Channel: High



Site : chamber  
Condition: 3m HORIZONTAL  
Job No : 03623AT\03624AT  
Mode : 5795 TX RSE  
Note : 5G WIFI 11AX40

	Freq	Cable Loss	Ant Factor	Preamp Factor	Read Level	Level	Limit Line	Over Limit	Remark
	MHz	dB	dB/m	dB	dBuV	dBuV/m	dBuV/m	dB	
1	1231.345	3.72	24.84	61.40	66.06	33.22	74.00	-40.78	peak
2	1498.781	4.04	26.77	61.49	65.66	34.98	74.00	-39.02	peak
3	3415.787	6.45	32.21	61.54	64.59	41.71	68.20	-26.49	peak
4	4354.454	7.08	34.44	61.22	63.88	44.18	74.00	-29.82	peak
5	11590.000	11.95	37.71	61.39	58.86	47.13	74.00	-26.87	peak
6	p17385.000	14.76	43.35	60.40	57.20	54.91	68.20	-13.29	peak



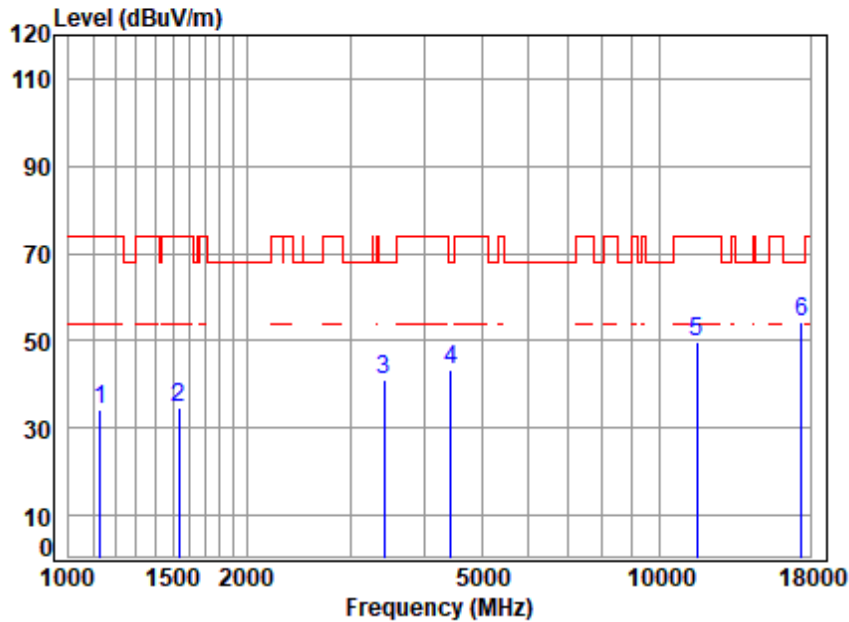
SGS-CSTC Standards Technical Services Co., Ltd.  
Shenzhen Branch

Unless otherwise agreed in writing, this document is issued by the Company subject to its General Conditions of Service printed overleaf, available on request or accessible at <https://www.sgs.com/en/Terms-and-Conditions>. Attention is drawn to the limitation of liability, indemnification and jurisdiction issues defined therein. Any holder of this document is advised that information contained hereon reflects the Company's findings at the time of its intervention only and within the limits of Client's instructions, if any. The Company's sole responsibility is to its Client and this document does not exonerate parties to a transaction from exercising all their rights and obligations under the transaction documents. This document cannot be reproduced except in full, without prior written approval of the Company. Any unauthorized alteration, forgery or falsification of the content or appearance of this document is unlawful and offenders may be prosecuted to the fullest extent of the law. Unless otherwise stated the results shown in this test report refer only to the sample(s) tested and such sample(s) are retained for 30 days only.

Attention: To check the authenticity of testing /inspection report & certificate, please contact us at telephone: (86-755) 8307 1443, or email: [CN.Doccheck@sgs.com](mailto:CN.Doccheck@sgs.com)

No.1 Workshop, M-10, Middle Section, Science & Technology Park, Nanshan District, Shenzhen, Guangdong, China 518057 t (86-755) 26012053 f (86-755) 26710594 www.sgs.com.cn  
中国·广东·深圳市南山区科技园中区M-10栋1号厂房 邮编: 518057 t (86-755) 26012053 f (86-755) 26710594 sgs.china@sgs.com

Test Mode: 12; Polarity: Vertical; Modulation:802.11ax(Full RU0); Bandwidth:40MHz; Channel: High



Site : chamber  
 Condition: 3m VERTICAL  
 Job No : 03623AT\03624AT  
 Mode : 5795 TX RSE  
 Note : 5G WIFI 11AX40

	Freq	Cable Loss	Ant Factor	Preamp Factor	Read Level	Level	Limit Line	Over Limit	Remark
	MHz	dB	dB/m	dB	dBuV	dBuV/m	dBuV/m	dB	
1	1132.340	3.59	23.83	61.36	67.99	34.05	74.00	-39.95	peak
2	1538.281	4.10	26.95	61.50	65.07	34.62	74.00	-39.38	peak
3	3415.787	6.45	32.21	61.54	63.92	41.04	68.20	-27.16	peak
4	4443.453	7.19	34.28	61.18	62.89	43.18	68.20	-25.02	peak
5	11590.000	11.95	37.71	61.39	61.33	49.60	74.00	-24.40	peak
6	17385.000	14.76	43.35	60.40	56.71	54.42	68.20	-13.78	peak



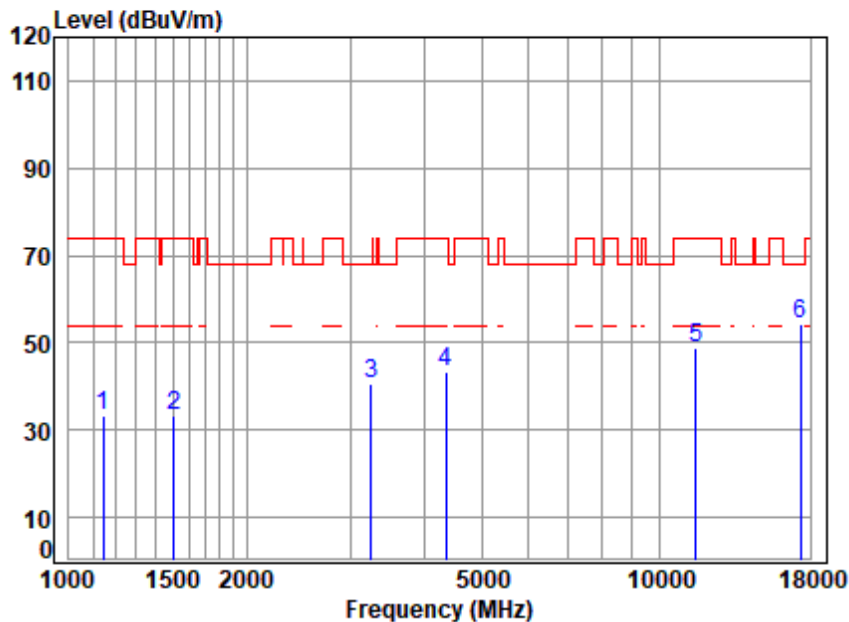
## SGS-CSTC Standards Technical Services Co., Ltd. Shenzhen Branch

SZEMC-TRF-01 Rev. A/1

Report No.: SZCR240900362305

Page: 83 of 334

Test Mode: 12; Polarity: Horizontal; Modulation:802.11ax(Full RU0); Bandwidth:80MHz; Channel: middle



Site : chamber  
Condition: 3m HORIZONTAL  
Job No : 03623AT\03624AT  
Mode : 5775 TX RSE  
Note : 5G WIFI 11AX80

		Cable	Ant	Preamp	Read		Limit	Over	
	Freq	Loss	Factor	Factor	Level	Level	Line	Limit	Remark
	MHz	dB	dB/m	dB	dBuV	dBuV/m	dBuV/m	dB	
1	1145.507	3.61	23.88	61.36	67.01	33.14	74.00	-40.86	peak
2	1507.470	4.05	26.83	61.49	64.09	33.48	74.00	-40.52	peak
3	3252.005	6.31	32.06	61.60	63.68	40.45	68.20	-27.75	peak
4	4354.454	7.08	34.44	61.22	62.97	43.27	74.00	-30.73	peak
5	11550.000	11.95	37.75	61.39	60.43	48.74	74.00	-25.26	peak
6	p17325.000	14.69	43.17	60.44	56.90	54.32	68.20	-13.88	peak



SGS-CSTC Standards Technical Services Co., Ltd.  
Shenzhen Branch Inspection & Testing Laboratory

Unless otherwise agreed in writing, this document is issued by the Company subject to its General Conditions of Service printed overleaf, available on request or accessible at <https://www.sgs.com/en/Terms-and-Conditions>. Attention is drawn to the limitation of liability, indemnification and jurisdiction issues defined therein. Any holder of this document is advised that information contained hereon reflects the Company's findings at the time of its intervention only and within the limits of Client's instructions, if any. The Company's sole responsibility is to its Client and this document does not exonerate parties to a transaction from exercising all their rights and obligations under the transaction documents. This document cannot be reproduced except in full, without prior written approval of the Company. Any unauthorized alteration, forgery or falsification of the content or appearance of this document is unlawful and offenders may be prosecuted to the fullest extent of the law. Unless otherwise stated the results shown in this test report refer only to the sample(s) tested and such sample(s) are retained for 30 days only.

Attention: To check the authenticity of testing /inspection report & certificate, please contact us at telephone: (86-755) 8307 1443, or email: [CN.Doccheck@sgs.com](mailto:CN.Doccheck@sgs.com)

No.1 Workshop, M-10, Middle Section, Science & Technology Park, Nanshan District, Shenzhen, Guangdong, China 518057 t (86-755) 26012053 f (86-755) 26710594 www.sgsgroup.com.cn  
中国·广东·深圳市南山区科技园中区M-10栋1号厂房 邮编: 518057 t (86-755) 26012053 f (86-755) 26710594 sgs.china@sgs.com

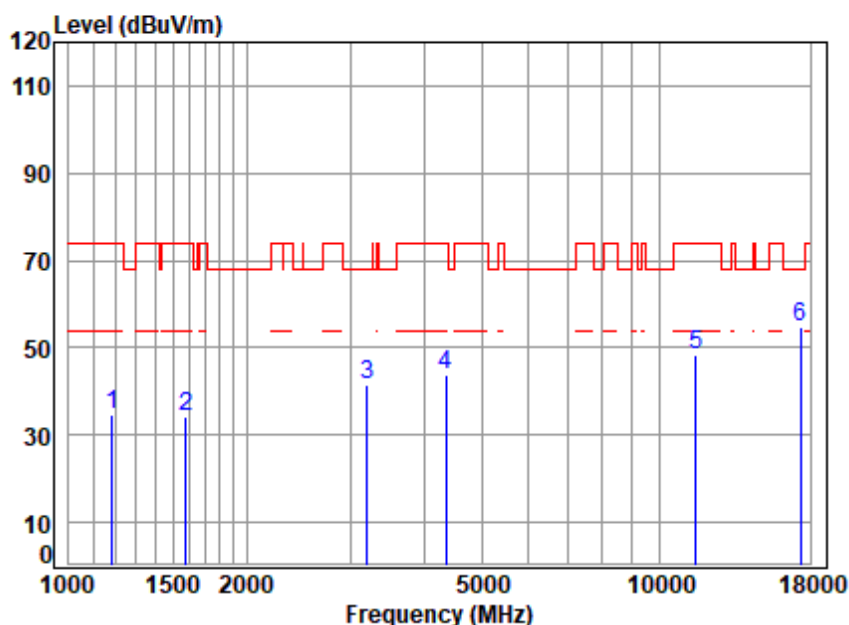
## SGS-CSTC Standards Technical Services Co., Ltd. Shenzhen Branch

SZEMC-TRF-01 Rev. A/1

Report No.: SZCR240900362305

Page: 84 of 334

Test Mode: 12; Polarity: Vertical; Modulation:802.11ax(Full RU0); Bandwidth:80MHz; Channel: middle



Site : chamber  
Condition: 3m VERTICAL  
Job No : 03623AT\03624AT  
Mode : 5775 TX RSE  
Note : 5G WIFI 11AX80

		Cable	Ant	Preamp	Read		Limit	Over	
	Freq	Loss	Factor	Factor	Level	Level	Line	Limit	Remark
	MHz	dB	dB/m	dB	dBuV	dBuV/m	dBuV/m	dB	
1	1185.936	3.66	24.26	61.38	67.91	34.45	74.00	-39.55	peak
2	1578.822	4.16	26.88	61.51	64.68	34.21	74.00	-39.79	peak
3	3196.094	6.25	32.87	61.61	64.20	41.71	68.20	-26.49	peak
4	4354.454	7.08	34.44	61.22	63.33	43.63	74.00	-30.37	peak
5	11550.000	11.95	37.75	61.39	59.87	48.18	74.00	-25.82	peak
6	p17325.000	14.69	43.17	60.44	57.17	54.59	68.20	-13.61	peak



SGS-CSTC Standards Technical Services Co., Ltd.  
Shenzhen Branch

Unless otherwise agreed in writing, this document is issued by the Company subject to its General Conditions of Service printed overleaf, available on request or accessible at <https://www.sgs.com/en/Terms-and-Conditions>. Attention is drawn to the limitation of liability, indemnification and jurisdiction issues defined therein. Any holder of this document is advised that information contained hereon reflects the Company's findings at the time of its intervention only and within the limits of Client's instructions, if any. The Company's sole responsibility is to its Client and this document does not exonerate parties to a transaction from exercising all their rights and obligations under the transaction documents. This document cannot be reproduced except in full, without prior written approval of the Company. Any unauthorized alteration, forgery or falsification of the content or appearance of this document is unlawful and offenders may be prosecuted to the fullest extent of the law. Unless otherwise stated the results shown in this test report refer only to the sample(s) tested and such sample(s) are retained for 30 days only.

Attention: To check the authenticity of testing /inspection report & certificate, please contact us at telephone: (86-755) 8307 1443, or email: [CN.Doccheck@sgs.com](mailto:CN.Doccheck@sgs.com)

No.1 Workshop, M-10, Middle Section, Science & Technology Park, Nanshan District, Shenzhen, Guangdong, China 518057 t (86-755) 26012053 f (86-755) 26710594 www.sgs.com.cn  
中国·广东·深圳市南山区科技园中区M-10栋1号厂房 邮编: 518057 t (86-755) 26012053 f (86-755) 26710594 sgs.china@sgs.com



### 7.5 Radiated Emissions which fall in the restricted bands

Test Requirement 47 CFR Part 15, Subpart C 15.209 & Subpart E 15.407(b)

Test Method: KDB 789033 D02 II G

Measurement Distance: 3m

Limit:

Frequency(MHz)	Field strength(microvolts/meter)	Measurement distance(meters)
0.009-0.490	2400/F(kHz)	300
0.490-1.705	24000/F(kHz)	30
1.705-30.0	30	30
30-88	100	3
88-216	150	3
216-960	200	3
Above 960	500	3

\*(1) For transmitters operating in the 5.15-5.25 GHz band: All emissions outside of the 5.15-5.35 GHz band shall not exceed an e.i.r.p. of -27 dBm/MHz.

(2) For transmitters operating in the 5.25-5.35 GHz band: All emissions outside of the 5.15-5.35 GHz band shall not exceed an e.i.r.p. of -27 dBm/MHz.

(3) For transmitters operating in the 5.47-5.725 GHz band: All emissions outside of the 5.47-5.725 GHz band shall not exceed an e.i.r.p. of -27 dBm/MHz.

(4) For transmitters operating in the 5.725-5.85 GHz band:

(i) All emissions shall be limited to a level of -27 dBm/MHz at 75 MHz or more above or below the band edge increasing linearly to 10 dBm/MHz at 25 MHz above or below the band edge, and from 25 MHz above or below the band edge increasing linearly to a level of 15.6 dBm/MHz at 5 MHz above or below the band edge, and from 5 MHz above or below the band edge increasing linearly to a level of 27 dBm/MHz at the band edge.

Remark: The emission limits shown in the above table are based on measurements employing a CISPR quasi-peak detector except for the frequency bands 9-90kHz, 110-490kHz and above 1000 MHz. Radiated emission limits in these three bands are based on measurements employing an average detector, the peak field strength of any emission shall not exceed the maximum permitted average limits specified above by more than 20 dB under any condition of modulation.

#### 7.5.1 E.U.T. Operation

Operating Environment:

Temperature: 22.4 °C

Humidity: 51.5 % RH

Atmospheric Pressure: 1020 mbar



Unless otherwise agreed in writing, this document is issued by the Company subject to its General Conditions of Service printed overleaf, available on request or accessible at <https://www.sgs.com/en/Terms-and-Conditions>. Attention is drawn to the limitation of liability, indemnification and jurisdiction issues defined therein. Any holder of this document is advised that information contained hereon reflects the Company's findings at the time of its intervention only and within the limits of Client's instructions, if any. The Company's sole responsibility is to its Client and this document does not exonerate parties to a transaction from exercising all their rights and obligations under the transaction documents. This document cannot be reproduced except in full, without prior written approval of the Company. Any unauthorized alteration, forgery or falsification of the content or appearance of this document is unlawful and offenders may be prosecuted to the fullest extent of the law. Unless otherwise stated the results shown in this test report refer only to the sample(s) tested and such sample(s) are retained for 30 days only.

Attention: To check the authenticity of testing /inspection report & certificate, please contact us at telephone: (86-755) 8307 1443, or email: [CN.Doccheck@sgs.com](mailto:CN.Doccheck@sgs.com)

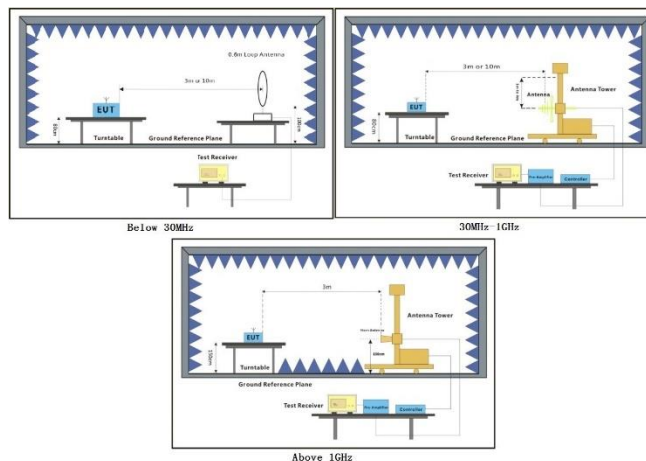
SGS-CSTC Standards Technical Services Co., Ltd.  
Shenzhen Branch (Shenzhen) Laboratory

No.1 Workshop, M-10, Middle Section, Science & Technology Park, Nanshan District, Shenzhen, Guangdong, China 518057 t (86-755) 26012053 f (86-755) 26710594 www.sgsgroup.com.cn  
中国·广东·深圳市南山区科技园中区M-10栋1号厂房 邮编: 518057 t (86-755) 26012053 f (86-755) 26710594 sgs.china@sgs.com

### 7.5.2 Test Mode Description

Pre-scan / Final test	Mode Code	Description
Pre-scan	09	TX mode (U-NII-1) _Keep the EUT in continuously transmitting mode with all modulation types. All data rates for each modulation type have been tested and found the data rate @ 6Mbps is the worst case of IEEE 802.11a; data rate @ MCS0 is the worst case of IEEE 802.11n(HT20), 802.11n(HT40), 802.11ac(VHT20), 802.11ac(VHT40), 802.11ac(VHT80); data rate @HE0 is the worst case of IEEE 802.11ax(HEW20), 802.11ax(HEW40), 802.11ax(HEW80). Only the data of worst case is recorded in the report.
Pre-scan	10	TX mode (U-NII-3) _Keep the EUT in continuously transmitting mode with all modulation types. All data rates for each modulation type have been tested and found the data rate @ 6Mbps is the worst case of IEEE 802.11a; data rate @ MCS0 is the worst case of IEEE 802.11n(HT20), 802.11n(HT40), 802.11ac(VHT20), 802.11ac(VHT40), 802.11ac(VHT80); data rate @HE0 is the worst case of IEEE 802.11ax(HEW20), 802.11ax(HEW40), 802.11ax(HEW80). Only the data of worst case is recorded in the report.
Final test	11	Charge + TX mode (U-NII-1) _Keep the EUT in continuously transmitting mode with all modulation types and being charged. All data rates for each modulation type have been tested and found the data rate @ 6Mbps is the worst case of IEEE 802.11a; data rate @ MCS0 is the worst case of IEEE 802.11n(HT20), 802.11n(HT40), 802.11ac(VHT20), 802.11ac(VHT40), 802.11ac(VHT80); data rate @HE0 is the worst case of IEEE 802.11ax(HEW20), 802.11ax(HEW40), 802.11ax(HEW80). Only the data of worst case is recorded in the report.
Final test	12	Charge + TX mode (U-NII-3) _Keep the EUT in continuously transmitting mode with all modulation types and being charged. All data rates for each modulation type have been tested and found the data rate @ 6Mbps is the worst case of IEEE 802.11a; data rate @ MCS0 is the worst case of IEEE 802.11n(HT20), 802.11n(HT40), 802.11ac(VHT20), 802.11ac(VHT40), 802.11ac(VHT80); data rate @HE0 is the worst case of IEEE 802.11ax(HEW20), 802.11ax(HEW40), 802.11ax(HEW80). Only the data of worst case is recorded in the report.

### 7.5.3 Test Setup Diagram



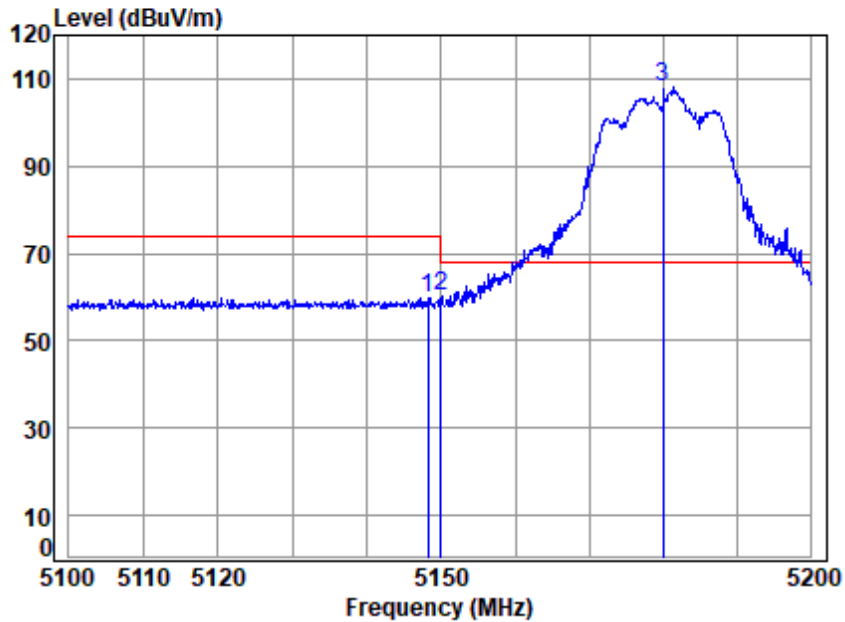
## 7.5.4 Measurement Procedure and Data

- a. For below 1GHz, the EUT was placed on the top of a rotating table 0.8 meters above the ground at a 3 or 10 meter semi-anechoic chamber. The table was rotated 360 degrees to determine the position of the highest radiation.
- b. For above 1GHz, the EUT was placed on the top of a rotating table 1.5 meters above the ground at a 3 meter fully-anechoic chamber. The table was rotated 360 degrees to determine the position of the highest radiation.
- c. The EUT was set 3 or 10 meters away from the interference-receiving antenna, which was mounted on the top of a variable-height antenna tower.
- d. The antenna height is varied from one meter to four meters above the ground to determine the maximum value of the field strength. Both horizontal and vertical polarizations of the antenna are set to make the measurement.
- e. For each suspected emission, the EUT was arranged to its worst case and then the antenna was tuned to heights from 1 meter to 4 meters (for the test frequency of below 30MHz, the antenna was tuned to heights 1 meter) and the rotatable table was turned from 0 degrees to 360 degrees to find the maximum reading.
- f. The test-receiver system was set to Peak Detect Function and Specified Bandwidth with Maximum Hold Mode.
- g. If the emission level of the EUT in peak mode was 10dB lower than the limit specified, then testing could be stopped and the peak values of the EUT would be reported. Otherwise the emissions that did not have 10dB margin would be re-tested one by one using peak, quasi-peak or average method as specified and then reported in a data sheet.
- h. Test the EUT in the lowest channel, the middle channel, the Highest channel.
- i. The radiation measurements are performed in X, Y, Z axis positioning for Transmitting mode, and found the X axis positioning which it is the worst case.
- j. Repeat above procedures until all frequencies measured was complete.

Remark: Level= Read Level+ Cable Loss+ Antenna Factor- Preamp Factor



Test Mode: 11; Polarity: Horizontal; Modulation:802.11a; Bandwidth:20MHz; Channel: Low



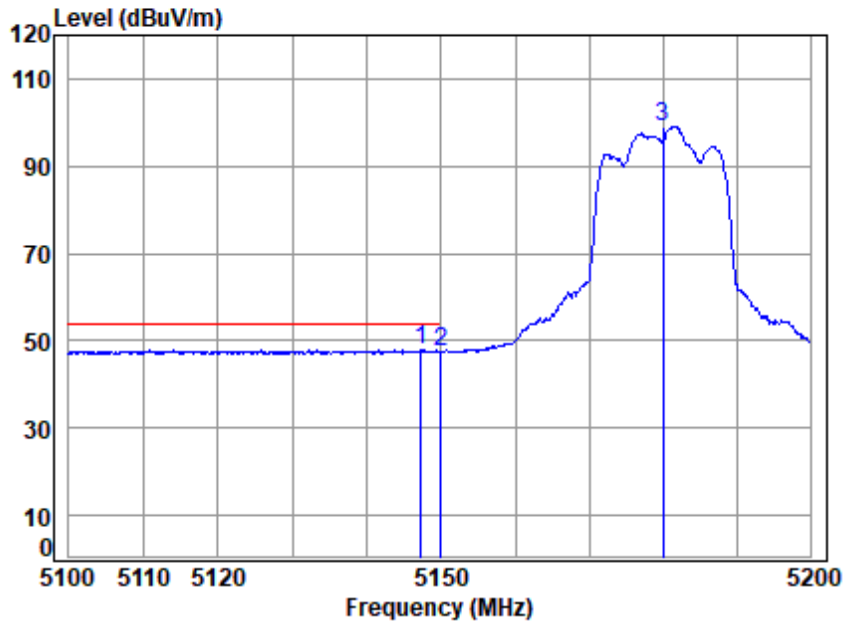
Site : chamber  
Condition: 3m HORIZONTAL  
Job No : 03623AT\03624AT  
Mode : 5180 Band edge  
: 5G WIFI 11A

		Cable	Ant	Preamp	Read	Limit	Over	
Freq	Loss	Factor	Factor	Level	Level	Line	Limit	Remark
MHz	dB	dB/m	dB	dBuV	dBuV/m	dBuV/m	dB	
1	5148.158	18.83	33.90	31.28	38.50	59.95	74.00	-14.05 peak
2	5149.980	18.83	33.90	31.28	39.00	60.45	74.00	-13.55 peak
3 p	5180.000	18.88	33.96	31.30	86.48	108.02	68.20	39.82 peak





Test Mode: 11; Polarity: Horizontal; Modulation:802.11a; Bandwidth:20MHz; Channel: Low

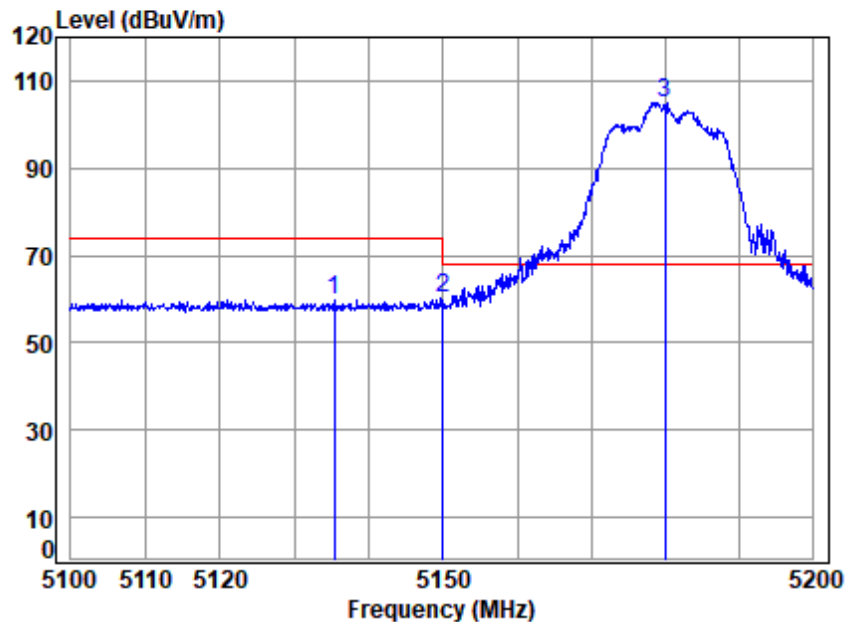


Site : chamber  
Condition: 3m HORIZONTAL  
Job No : 03623AT\03624AT  
Mode : 5180 Band edge  
: 5G WIFI 11A

		Cable	Ant	Preamp	Read	Limit	Over	
Freq	Loss	Factor	Factor	Level	Level	Line	Limit	Remark
MHz	dB	dB/m	dB	dBuV	dBuV/m	dBuV/m	dB	
1 q 5147.258	18.83	33.91	31.28	26.49	47.95	54.00	-6.05	Average
2 5149.980	18.83	33.90	31.28	26.17	47.62	54.00	-6.38	Average
3 5180.000	18.88	33.96	31.30	77.46	99.00	-----	-----	Average



Test Mode: 11; Polarity: Vertical; Modulation:802.11a; Bandwidth:20MHz; Channel: Low

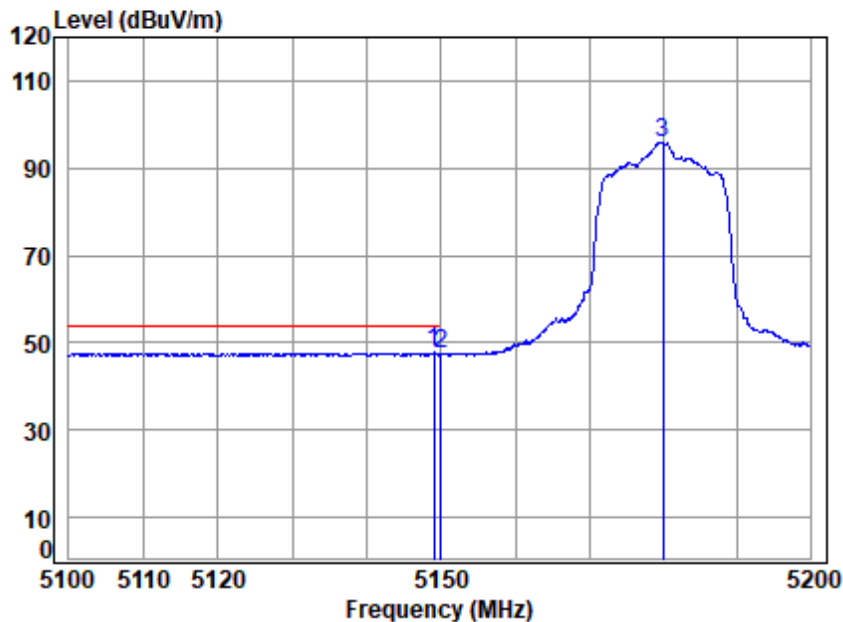


Site : chamber  
Condition: 3m VERTICAL  
Job No : 03623AT\03624AT  
Mode : 5180 Band edge  
: 5G WIFI 11A

		Cable	Ant	Preamp	Read	Limit	Over	
Freq		Loss	Factor	Factor	Level	Line	Limit	Remark
MHz		dB	dB/m	dB	dBuV	dBuV/m	dBuV/m	dB
1	5135.278	18.81	33.93	31.27	38.44	59.91	74.00	-14.09 Peak
2	5149.980	18.83	33.90	31.28	38.86	60.31	74.00	-13.69 Peak
3 p	5180.000	18.88	33.96	31.30	83.36	104.90	68.20	36.70 Peak



Test Mode: 11; Polarity: Vertical; Modulation:802.11a; Bandwidth:20MHz; Channel: Low



Site : chamber  
Condition: 3m VERTICAL  
Job No : 03623AT\03624AT  
Mode : 5180 Band edge  
: 5G WIFI 11A

		Cable	Ant	Preamp	Read	Limit	Over	
	Freq	Loss	Factor	Factor	Level	Line	Limit	Remark
	MHz	dB	dB/m	dB	dBuV	dBuV/m	dBuV/m	dB
1 q	5149.057	18.83	33.90	31.28	26.30	47.75	54.00	-6.25 Average
2	5149.980	18.83	33.90	31.28	25.99	47.44	54.00	-6.56 Average
3	5180.000	18.88	33.96	31.30	74.32	95.86	-----	----- Average



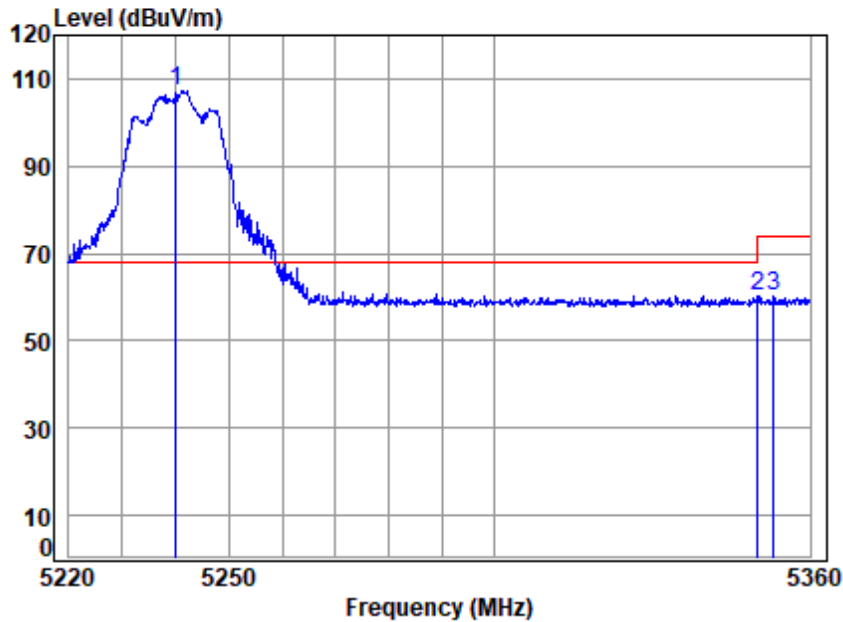
## SGS-CSTC Standards Technical Services Co., Ltd. Shenzhen Branch

SZEMC-TRF-01 Rev. A/1

Report No.: SZCR240900362305

Page: 92 of 334

Test Mode: 11; Polarity: Horizontal; Modulation:802.11a; Bandwidth:20MHz; Channel: High



Site : chamber  
Condition: 3m HORIZONTAL  
Job No : 03623AT\03624AT  
Mode : 5240 Band edge  
: 5G WIFI 11A

		Cable	Ant	Preamp	Read		Limit	Over	
	Freq	Loss	Factor	Factor	Level	Level	Line	Limit	Remark
	MHz	dB	dB/m	dB	dBuV	dBuV/m	dBuV/m	dB	
1 p	5240.000	18.96	34.08	31.33	85.56	107.27	68.20	39.07	peak
2	5350.020	19.11	34.40	31.39	38.11	60.23	74.00	-13.77	peak
3	5353.053	19.11	34.41	31.39	37.90	60.03	74.00	-13.97	peak



SGS-CSTC Standards Technical Services Co., Ltd.  
Shenzhen Branch Inspection & Testing Services Laboratory

Unless otherwise agreed in writing, this document is issued by the Company subject to its General Conditions of Service printed overleaf, available on request or accessible at <https://www.sgs.com/en/Terms-and-Conditions>. Attention is drawn to the limitation of liability, indemnification and jurisdiction issues defined therein. Any holder of this document is advised that information contained hereon reflects the Company's findings at the time of its intervention only and within the limits of Client's instructions, if any. The Company's sole responsibility is to its Client and this document does not exonerate parties to a transaction from exercising all their rights and obligations under the transaction documents. This document cannot be reproduced except in full, without prior written approval of the Company. Any unauthorized alteration, forgery or falsification of the content or appearance of this document is unlawful and offenders may be prosecuted to the fullest extent of the law. Unless otherwise stated the results shown in this test report refer only to the sample(s) tested and such sample(s) are retained for 30 days only.

Attention: To check the authenticity of testing /inspection report & certificate, please contact us at telephone: (86-755) 8307 1443, or email: [CN.Doccheck@sgs.com](mailto:CN.Doccheck@sgs.com)

No.1 Workshop, M-10, Middle Section, Science & Technology Park, Nanshan District, Shenzhen, Guangdong, China 518057 t (86-755) 26012053 f (86-755) 26710594 www.sgsgroup.com.cn  
中国·广东·深圳市南山区科技园中区M-10栋1号厂房 邮编: 518057 t (86-755) 26012053 f (86-755) 26710594 sgs.china@sgs.com



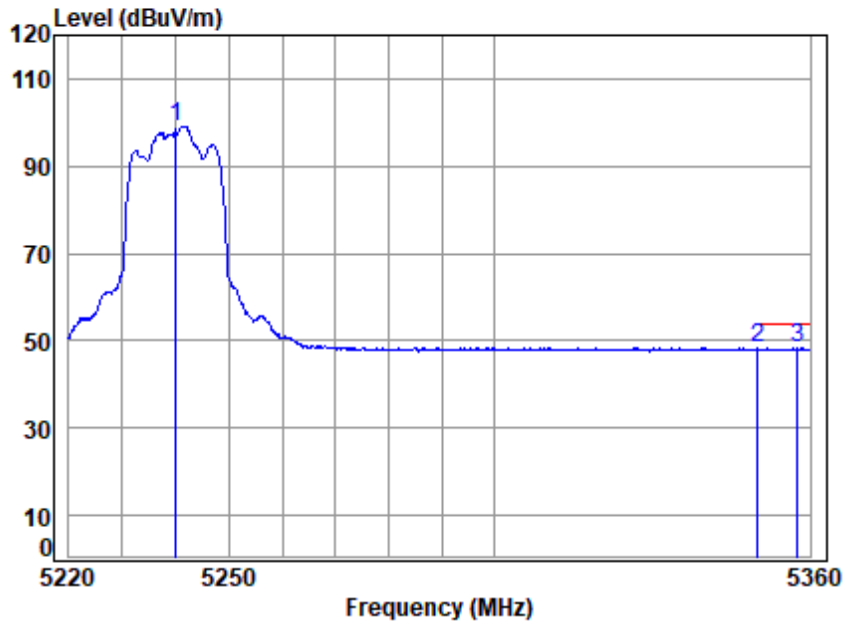
## SGS-CSTC Standards Technical Services Co., Ltd. Shenzhen Branch

SZEMC-TRF-01 Rev. A/1

Report No.: SZCR240900362305

Page: 93 of 334

Test Mode: 11; Polarity: Horizontal; Modulation:802.11a; Bandwidth:20MHz; Channel: High



Site : chamber  
Condition: 3m HORIZONTAL  
Job No : 03623AT\03624AT  
Mode : 5240 Band edge  
: 5G WIFI 11A

		Cable	Ant	Preamp	Read	Limit	Over	
Freq		Loss	Factor	Factor	Level	Level	Line	Limit Remark
MHz		dB	dB/m	dB	dBuV	dBuV/m	dBuV/m	dB
1	5240.000	18.96	34.08	31.33	77.50	99.21	-----	----- Average
2	5350.020	19.11	34.40	31.39	26.02	48.14	54.00	-5.86 Average
3 q	5357.589	19.12	34.43	31.39	26.20	48.36	54.00	-5.64 Average



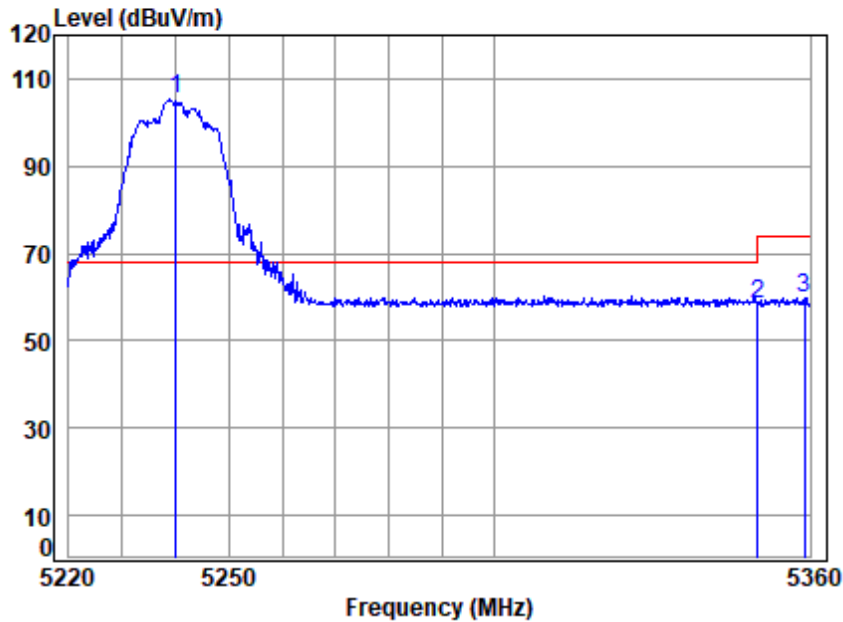
SGS-CSTC Standards Technical Services Co., Ltd.  
Shenzhen Branch Testing & Calibration Laboratory

Unless otherwise agreed in writing, this document is issued by the Company subject to its General Conditions of Service printed overleaf, available on request or accessible at <https://www.sgs.com/en/Terms-and-Conditions>. Attention is drawn to the limitation of liability, indemnification and jurisdiction issues defined therein. Any holder of this document is advised that information contained hereon reflects the Company's findings at the time of its intervention only and within the limits of Client's instructions, if any. The Company's sole responsibility is to its Client and this document does not exonerate parties to a transaction from exercising all their rights and obligations under the transaction documents. This document cannot be reproduced except in full, without prior written approval of the Company. Any unauthorized alteration, forgery or falsification of the content or appearance of this document is unlawful and offenders may be prosecuted to the fullest extent of the law. Unless otherwise stated the results shown in this test report refer only to the sample(s) tested and such sample(s) are retained for 30 days only.

Attention: To check the authenticity of testing /inspection report & certificate, please contact us at telephone: (86-755) 8307 1443, or email: [CN.Doccheck@sgs.com](mailto:CN.Doccheck@sgs.com)

No.1 Workshop, M-10, Middle Section, Science & Technology Park, Nanshan District, Shenzhen, Guangdong, China 518057 t (86-755) 26012053 f (86-755) 26710594 www.sgsgroup.com.cn  
中国·广东·深圳市南山区科技园中区M-10栋1号厂房 邮编: 518057 t (86-755) 26012053 f (86-755) 26710594 sgs.china@sgs.com

Test Mode: 11; Polarity: Vertical; Modulation:802.11a; Bandwidth:20MHz; Channel: High



Site : chamber  
Condition: 3m VERTICAL  
Job No : 03623AT\03624AT  
Mode : 5240 Band edge  
: 5G WIFI 11A

		Cable	Ant	Preamp	Read	Limit	Over	
Freq	Loss	Factor	Factor	Level	Level	Line	Limit	Remark
MHz	dB	dB/m	dB	dBuV	dBuV/m	dBuV/m	dB	
1 p 5240.000	18.96	34.08	31.33	83.76	105.47	68.20	37.27	Peak
2 5350.020	19.11	34.40	31.39	36.49	58.61	74.00	-15.39	Peak
3 5359.007	19.12	34.44	31.39	37.53	59.70	74.00	-14.30	Peak

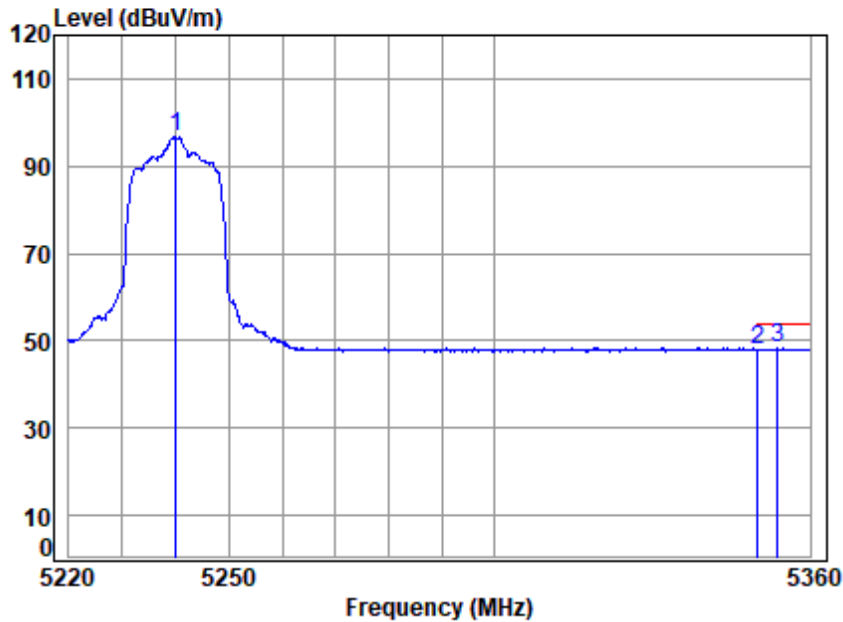
## SGS-CSTC Standards Technical Services Co., Ltd. Shenzhen Branch

SZEMC-TRF-01 Rev. A/1

Report No.: SZCR240900362305

Page: 95 of 334

Test Mode: 11; Polarity: Vertical; Modulation:802.11a; Bandwidth:20MHz; Channel: High



Site : chamber  
Condition: 3m VERTICAL  
Job No : 03623AT\03624AT  
Mode : 5240 Band edge  
: 5G WIFI 11A

		Cable	Ant	Preamp	Read	Limit	Over	
	Freq	Loss	Factor	Factor	Level	Level	Line	Limit Remark
	MHz	dB	dB/m	dB	dBuV	dBuV/m	dBuV/m	dB
1	5240.000	18.96	34.08	31.33	74.96	96.67	-----	----- Average
2	5350.020	19.11	34.40	31.39	25.90	48.02	54.00	-5.98 Average
3 q	5353.762	19.11	34.42	31.39	26.11	48.25	54.00	-5.75 Average



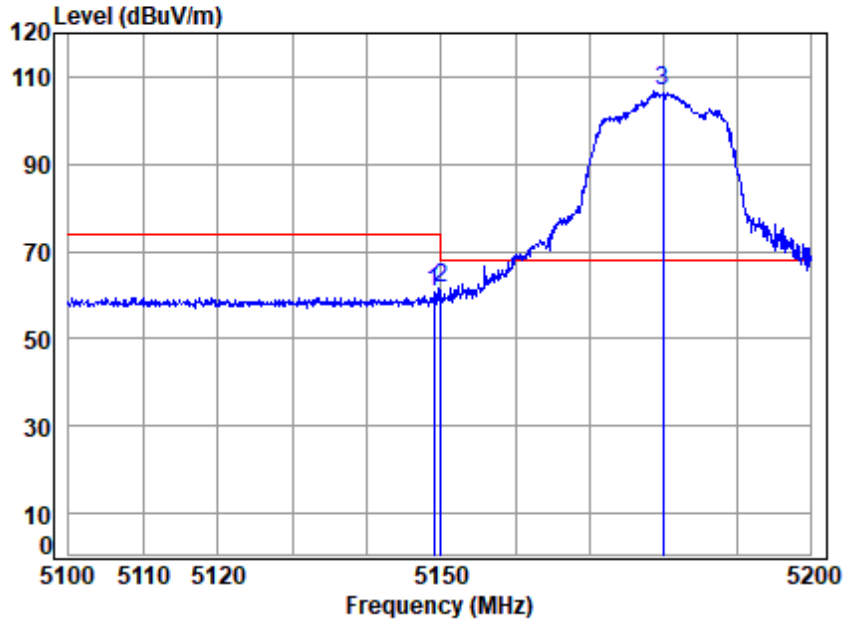
Unless otherwise agreed in writing, this document is issued by the Company subject to its General Conditions of Service printed overleaf, available on request or accessible at <https://www.sgs.com/en/Terms-and-Conditions>. Attention is drawn to the limitation of liability, indemnification and jurisdiction issues defined therein. Any holder of this document is advised that information contained hereon reflects the Company's findings at the time of its intervention only and within the limits of Client's instructions, if any. The Company's sole responsibility is to its Client and this document does not exonerate parties to a transaction from exercising all their rights and obligations under the transaction documents. This document cannot be reproduced except in full, without prior written approval of the Company. Any unauthorized alteration, forgery or falsification of the content or appearance of this document is unlawful and offenders may be prosecuted to the fullest extent of the law. Unless otherwise stated the results shown in this test report refer only to the sample(s) tested and such sample(s) are retained for 30 days only.

Attention: To check the authenticity of testing /inspection report & certificate, please contact us at telephone: (86-755) 8307 1443, or email: [CN.Doccheck@sgs.com](mailto:CN.Doccheck@sgs.com)

SGS-CSTC Standards Technical Services Co., Ltd.  
Shenzhen Branch Testing & Calibration Laboratory

No.1 Workshop, M-10, Middle Section, Science & Technology Park, Nanshan District, Shenzhen, Guangdong, China 518057 t (86-755) 26012053 f (86-755) 26710594 www.sgs.com.cn  
中国·广东·深圳市南山区科技园中区M-10栋1号厂房 邮编: 518057 t (86-755) 26012053 f (86-755) 26710594 sgs.china@sgs.com

Test Mode: 11; Polarity: Horizontal; Modulation:802.11n; Bandwidth:20MHz; Channel: Low



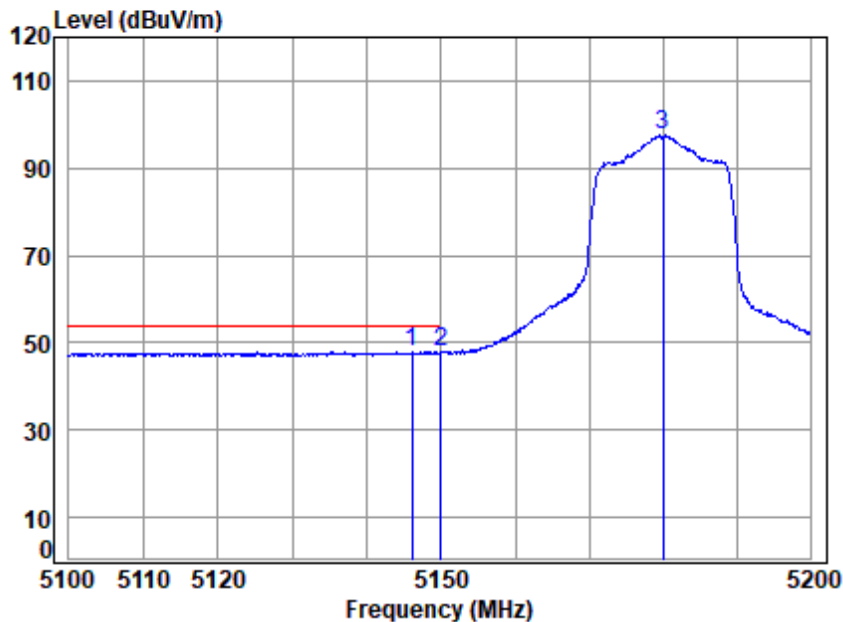
Site : chamber  
Condition: 3m HORIZONTAL  
Job No : 03623AT\03624AT  
Mode : 5180 Band edge  
: 5G WIFI 11N20

		Cable	Ant	Preamp	Read		Limit	Over	
	Freq	Loss	Factor	Factor	Level	Level	Line	Limit	Remark
	MHz	dB	dB/m	dB	dBuV	dBuV/m	dBuV/m	dB	
1	5149.057	18.83	33.90	31.28	39.15	60.60	74.00	-13.40	peak
2	5149.980	18.83	33.90	31.28	40.20	61.65	74.00	-12.35	peak
3 p	5180.000	18.88	33.96	31.30	85.19	106.73	68.20	38.53	peak





Test Mode: 11; Polarity: Horizontal; Modulation:802.11n; Bandwidth:20MHz; Channel: Low

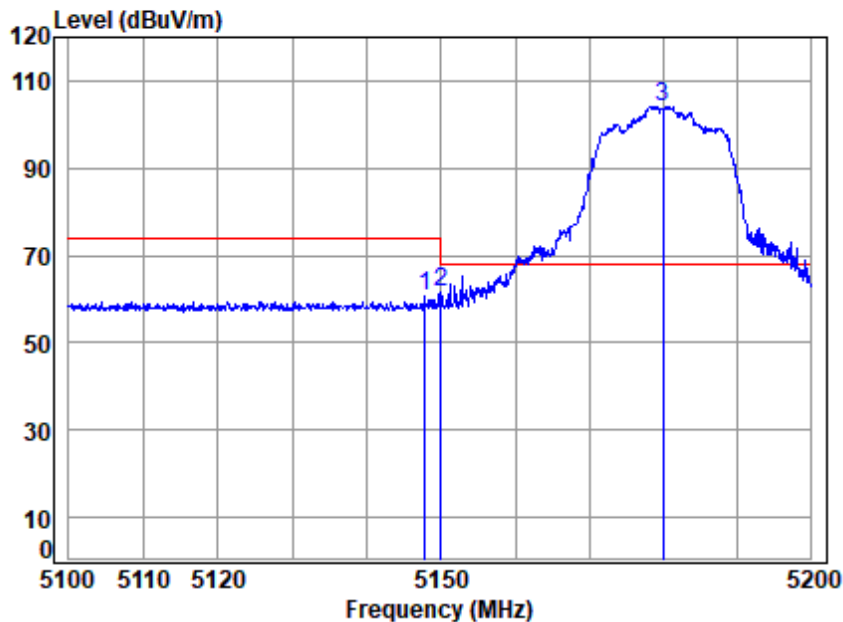


Site : chamber  
Condition: 3m HORIZONTAL  
Job No : 03623AT\03624AT  
Mode : 5180 Band edge  
: 5G WIFI 11N20

		Cable	Ant	Preamp	Read	Limit	Over	
Freq	Loss	Factor	Factor	Level	Level	Line	Limit	Remark
MHz	dB	dB/m	dB	dBuV	dBuV/m	dBuV/m	dB	
1 q 5146.059	18.83	33.91	31.28	26.50	47.96	54.00	-6.04	Average
2 5149.980	18.83	33.90	31.28	26.46	47.91	54.00	-6.09	Average
3 5180.000	18.88	33.96	31.30	76.04	97.58	-----	-----	Average



Test Mode: 11; Polarity: Vertical; Modulation:802.11n; Bandwidth:20MHz; Channel: Low

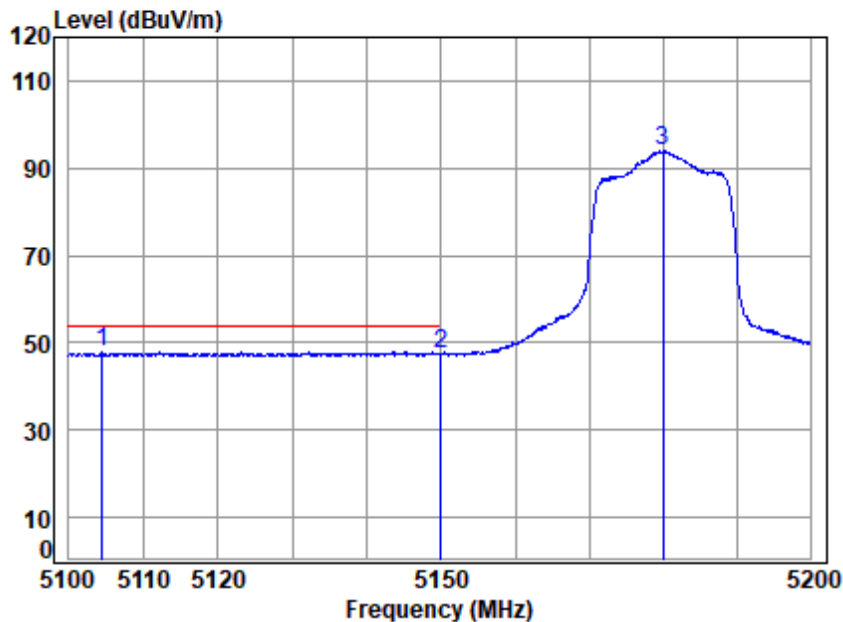


Site : chamber  
Condition: 3m VERTICAL  
Job No : 03623AT\03624AT  
Mode : 5180 Band edge  
: 5G WIFI 11N20

		Cable	Ant	Preamp	Read	Limit	Over	
	Freq	Loss	Factor	Factor	Level	Line	Limit	Remark
	MHz	dB	dB/m	dB	dBuV	dBuV/m	dBuV/m	dB
1	5147.758	18.83	33.90	31.28	39.45	60.90	74.00	-13.10 Peak
2	5149.980	18.83	33.90	31.28	40.14	61.59	74.00	-12.41 Peak
3 p	5180.000	18.88	33.96	31.30	82.54	104.08	68.20	35.88 Peak



Test Mode: 11; Polarity: Vertical; Modulation:802.11n; Bandwidth:20MHz; Channel: Low

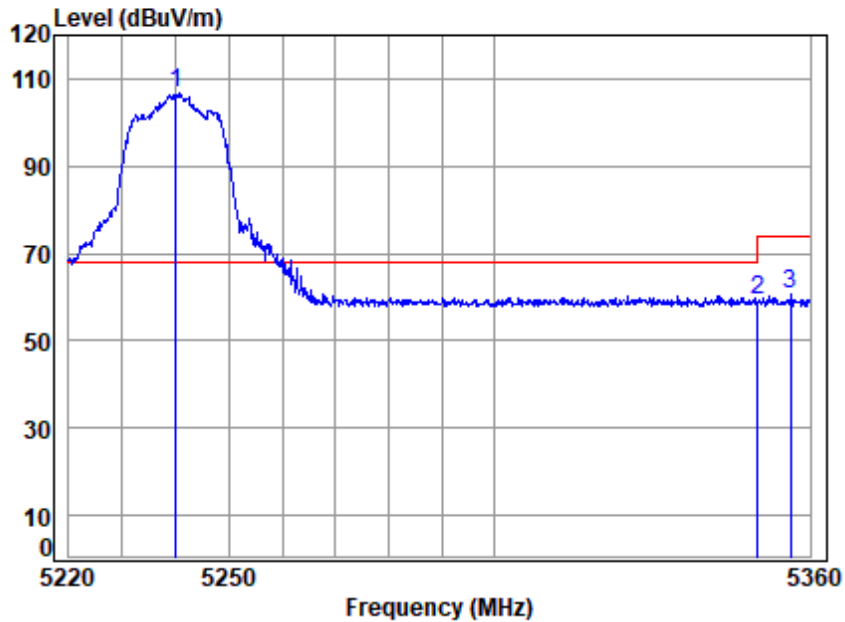


Site : chamber  
Condition: 3m VERTICAL  
Job No : 03623AT\03624AT  
Mode : 5180 Band edge  
: 5G WIFI 11N20

		Cable	Ant	Preamp	Read	Limit	Over	
Freq	Loss	Factor	Factor	Level	Level	Line	Limit	Remark
MHz	dB	dB/m	dB	dBuV	dBuV/m	dBuV/m	dB	
1 q 5104.458	18.77	33.99	31.26	26.37	47.87	54.00	-6.13	Average
2 5149.980	18.83	33.90	31.28	26.07	47.52	54.00	-6.48	Average
3 5180.000	18.88	33.96	31.30	72.50	94.04	-----	-----	Average



Test Mode: 11; Polarity: Horizontal; Modulation:802.11n; Bandwidth:20MHz; Channel: High



Site : chamber  
Condition: 3m HORIZONTAL  
Job No : 03623AT\03624AT  
Mode : 5240 Band edge  
: 5G WIFI 11N20

		Cable	Ant	Preamp	Read		Limit	Over	
Freq		Loss	Factor	Factor	Level	Level	Line	Limit	Remark
MHz		dB	dB/m	dB	dBuV	dBuV/m	dBuV/m	dB	
1 p	5240.000	18.96	34.08	31.33	85.05	106.76	68.20	38.56	peak
2	5350.020	19.11	34.40	31.39	37.12	59.24	74.00	-14.76	peak
3	5356.171	19.12	34.42	31.39	38.35	60.50	74.00	-13.50	peak



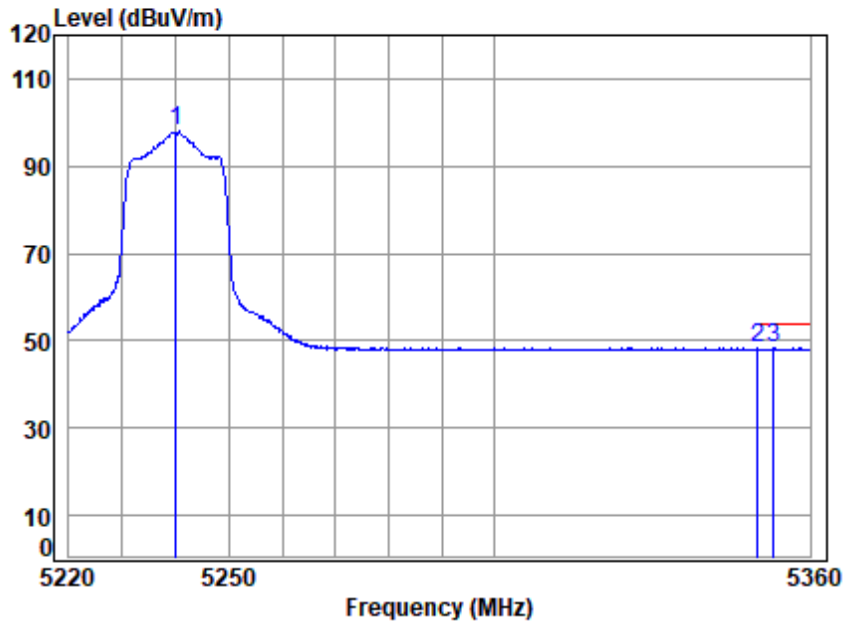
## SGS-CSTC Standards Technical Services Co., Ltd. Shenzhen Branch

SZEMC-TRF-01 Rev. A/1

Report No.: SZCR240900362305

Page: 101 of 334

Test Mode: 11; Polarity: Horizontal; Modulation:802.11n; Bandwidth:20MHz; Channel: High



Site : chamber  
Condition: 3m HORIZONTAL  
Job No : 03623AT\03624AT  
Mode : 5240 Band edge  
: 5G WIFI 11N20

		Cable	Ant	Preamp	Read	Limit	Over	
Freq	Loss	Factor	Factor	Level	Level	Line	Limit	Remark
MHz	dB	dB/m	dB	dBuV	dBuV/m	dBuV/m	dB	
1 5240.000	18.96	34.08	31.33	76.26	97.97	-----	-----	Average
2 5350.020	19.11	34.40	31.39	26.04	48.16	54.00	-5.84	Average
3 q 5353.053	19.11	34.41	31.39	26.18	48.31	54.00	-5.69	Average



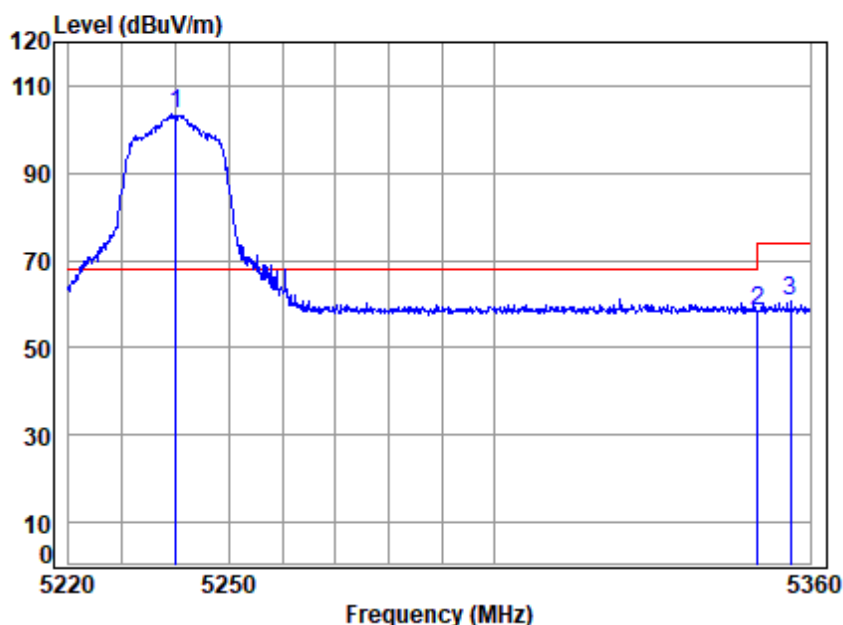
Unless otherwise agreed in writing, this document is issued by the Company subject to its General Conditions of Service printed overleaf, available on request or accessible at <https://www.sgs.com/en/Terms-and-Conditions>. Attention is drawn to the limitation of liability, indemnification and jurisdiction issues defined therein. Any holder of this document is advised that information contained hereon reflects the Company's findings at the time of its intervention only and within the limits of Client's instructions, if any. The Company's sole responsibility is to its Client and this document does not exonerate parties to a transaction from exercising all their rights and obligations under the transaction documents. This document cannot be reproduced except in full, without prior written approval of the Company. Any unauthorized alteration, forgery or falsification of the content or appearance of this document is unlawful and offenders may be prosecuted to the fullest extent of the law. Unless otherwise stated the results shown in this test report refer only to the sample(s) tested and such sample(s) are retained for 30 days only.

Attention: To check the authenticity of testing /inspection report & certificate, please contact us at telephone: (86-755) 8307 1443, or email: [CN.Doccheck@sgs.com](mailto:CN.Doccheck@sgs.com)

SGS-CSTC Standards Technical Services Co., Ltd.  
Shenzhen Branch Testing & Calibration Laboratory

No.1 Workshop, M-10, Middle Section, Science & Technology Park, Nanshan District, Shenzhen, Guangdong, China 518057 t (86-755) 26012053 f (86-755) 26710594 www.sgsgroup.com.cn  
中国·广东·深圳市南山区科技园中区M-10栋1号厂房 邮编: 518057 t (86-755) 26012053 f (86-755) 26710594 sgs.china@sgs.com

Test Mode: 11; Polarity: Vertical; Modulation:802.11n; Bandwidth:20MHz; Channel: High



Site : chamber  
Condition: 3m VERTICAL  
Job No : 03623AT\03624AT  
Mode : 5240 Band edge  
: 5G WIFI 11N20

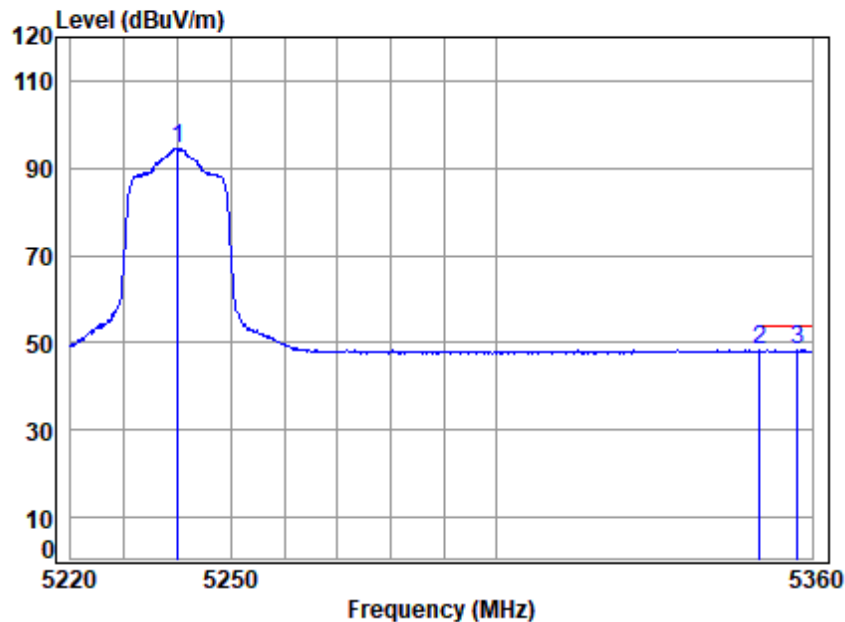
		Cable	Ant	Preamp	Read		Limit	Over	
	Freq	Loss	Factor	Factor	Level	Level	Line	Limit	Remark
	MHz	dB	dB/m	dB	dBuV	dBuV/m	dBuV/m	dB	
1 p	5240.000	18.96	34.08	31.33	81.65	103.36	68.20	35.16	Peak
2	5350.020	19.11	34.40	31.39	36.36	58.48	74.00	-15.52	Peak
3	5356.313	19.12	34.43	31.39	38.47	60.63	74.00	-13.37	Peak



Unless otherwise agreed in writing, this document is issued by the Company subject to its General Conditions of Service printed overleaf, available on request or accessible at <https://www.sgs.com/en/Terms-and-Conditions>. Attention is drawn to the limitation of liability, indemnification and jurisdiction issues defined therein. Any holder of this document is advised that information contained hereon reflects the Company's findings at the time of its intervention only and within the limits of Client's instructions, if any. The Company's sole responsibility is to its Client and this document does not exonerate parties to a transaction from exercising all their rights and obligations under the transaction documents. This document cannot be reproduced except in full, without prior written approval of the Company. Any unauthorized alteration, forgery or falsification of the content or appearance of this document is unlawful and offenders may be prosecuted to the fullest extent of the law. Unless otherwise stated the results shown in this test report refer only to the sample(s) tested and such sample(s) are retained for 30 days only.

Attention: To check the authenticity of testing /inspection report & certificate, please contact us at telephone: (86-755) 8307 1443, or email: [CN.Doccheck@sgs.com](mailto:CN.Doccheck@sgs.com)

Test Mode: 11; Polarity: Vertical; Modulation:802.11n; Bandwidth:20MHz; Channel: High



Site : chamber  
Condition: 3m VERTICAL  
Job No : 03623AT\03624AT  
Mode : 5240 Band edge  
: 5G WIFI 11N20

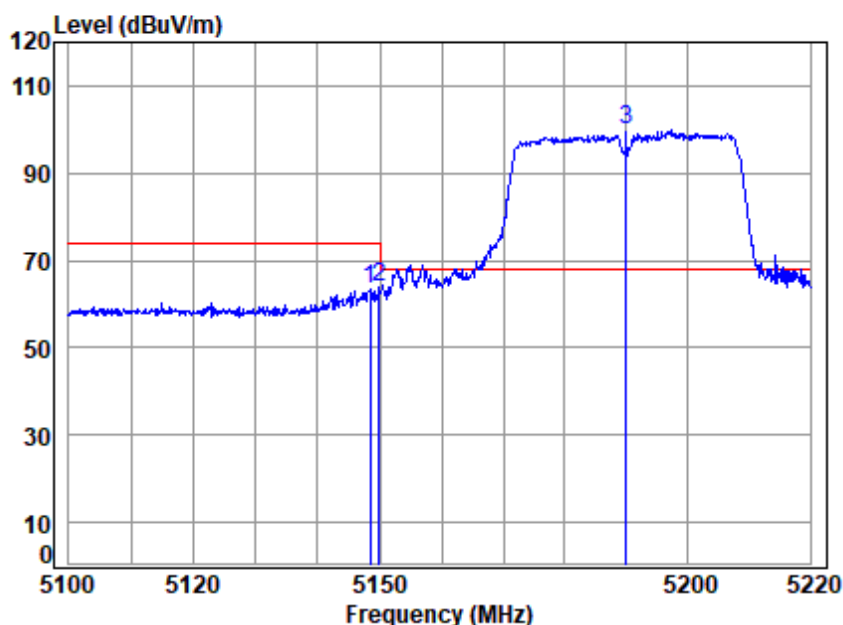
		Cable	Ant	Preamp	Read	Limit	Over	
	Freq	Loss	Factor	Factor	Level	Level	Line	Limit Remark
	MHz	dB	dB/m	dB	dBuV	dBuV/m	dBuV/m	dB
1	5240.000	18.96	34.08	31.33	72.89	94.60	-----	----- Average
2	5350.020	19.11	34.40	31.39	26.04	48.16	54.00	-5.84 Average
3 q	5357.164	19.12	34.43	31.39	26.22	48.38	54.00	-5.62 Average



Unless otherwise agreed in writing, this document is issued by the Company subject to its General Conditions of Service printed overleaf, available on request or accessible at <https://www.sgs.com/en/Terms-and-Conditions>. Attention is drawn to the limitation of liability, indemnification and jurisdiction issues defined therein. Any holder of this document is advised that information contained hereon reflects the Company's findings at the time of its intervention only and within the limits of Client's instructions, if any. The Company's sole responsibility is to its Client and this document does not exonerate parties to a transaction from exercising all their rights and obligations under the transaction documents. This document cannot be reproduced except in full, without prior written approval of the Company. Any unauthorized alteration, forgery or falsification of the content or appearance of this document is unlawful and offenders may be prosecuted to the fullest extent of the law. Unless otherwise stated the results shown in this test report refer only to the sample(s) tested and such sample(s) are retained for 30 days only.

Attention: To check the authenticity of testing /inspection report & certificate, please contact us at telephone: (86-755) 8307 1443, or email: [CN.Doccheck@sgs.com](mailto:CN.Doccheck@sgs.com)

Test Mode: 11; Polarity: Horizontal; Modulation:802.11n; Bandwidth:40MHz; Channel: Low



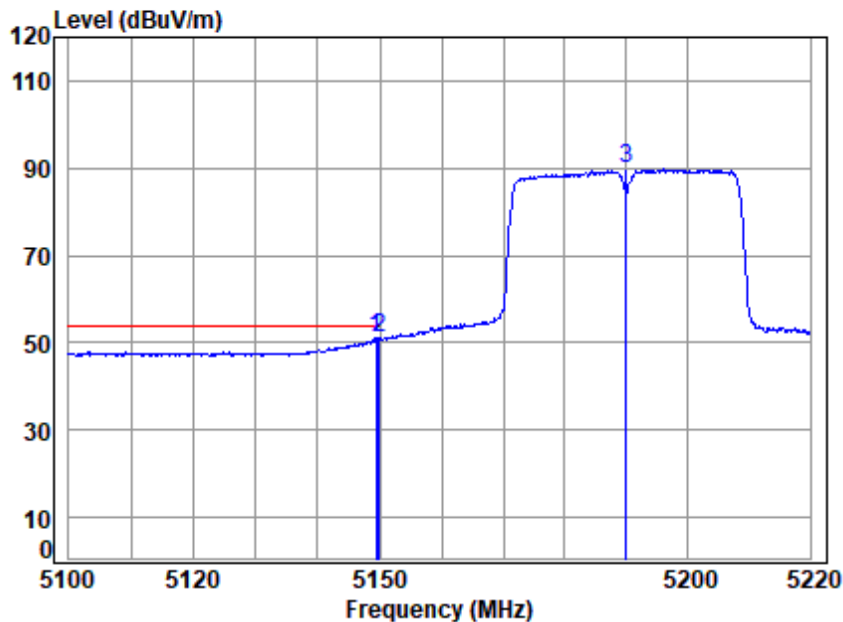
Site : chamber  
Condition: 3m HORIZONTAL  
Job No : 03623AT\03624AT  
Mode : 5190 Band edge  
: 5G WIFI 11N40

		Cable	Ant	Preamp	Read	Limit	Over	
	Freq	Loss	Factor	Factor	Level	Level	Line	Limit Remark
	MHz	dB	dB/m	dB	dBuV	dBuV/m	dBuV/m	dB
1	5148.384	18.83	33.90	31.28	41.75	63.20	74.00	-10.80 peak
2	5149.980	18.83	33.90	31.28	42.30	63.75	74.00	-10.25 peak
3 p	5190.000	18.89	33.98	31.30	78.33	99.90	68.20	31.70 peak





Test Mode: 11; Polarity: Horizontal; Modulation:802.11n; Bandwidth:40MHz; Channel: Low

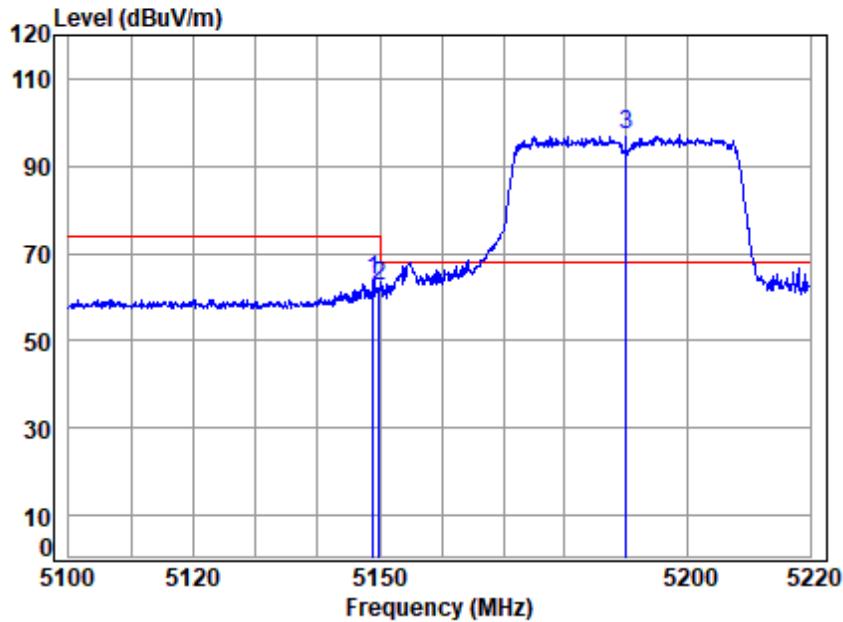


Site : chamber  
Condition: 3m HORIZONTAL  
Job No : 03623AT\03624AT  
Mode : 5190 Band edge  
: 5G WIFI 11N40

		Cable	Ant	Preamp	Read	Limit	Over	
	Freq	Loss	Factor	Factor	Level	Level	Line	Limit Remark
	MHz	dB	dB/m	dB	dBuV	dBuV/m	dBuV/m	dB
1	5149.461	18.83	33.90	31.28	29.65	51.10	54.00	-2.90 Average
2 q	5149.980	18.83	33.90	31.28	29.68	51.13	54.00	-2.87 Average
3	5190.000	18.89	33.98	31.30	68.20	89.77	-----	----- Average



Test Mode: 11; Polarity: Vertical; Modulation:802.11n; Bandwidth:40MHz; Channel: Low

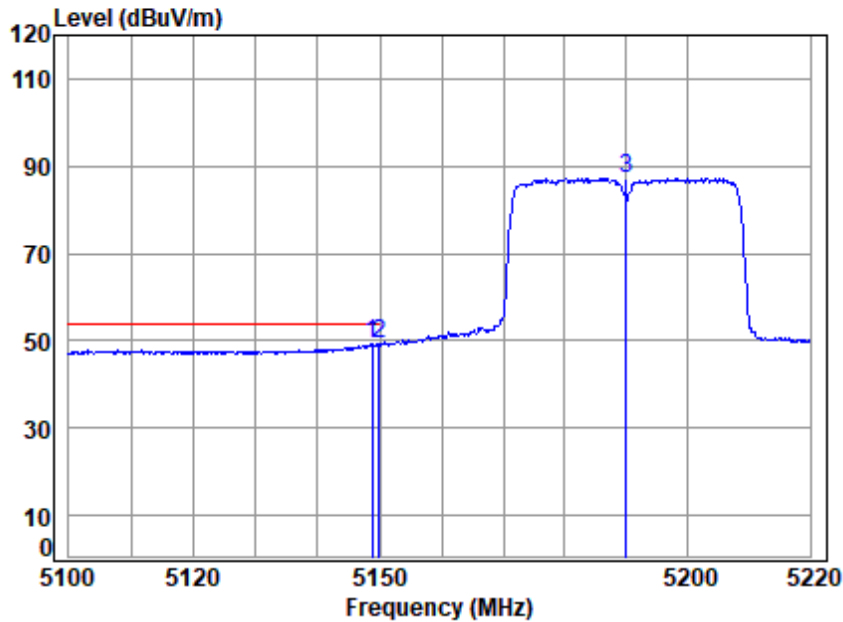


Site : chamber  
 Condition: 3m VERTICAL  
 Job No : 03623AT\03624AT  
 Mode : 5190 Band edge  
 : 5G WIFI 11N40

		Cable	Ant	Preamp	Read	Limit	Over	
	Freq	Loss	Factor	Factor	Level	Level	Line	Limit Remark
	MHz	dB	dB/m	dB	dBuV	dBuV/m	dBuV/m	dB
1	5148.982	18.83	33.90	31.28	42.39	63.84	74.00	-10.16 Peak
2	5149.980	18.83	33.90	31.28	40.83	62.28	74.00	-11.72 Peak
3 p	5190.000	18.89	33.98	31.30	75.47	97.04	68.20	28.84 Peak



Test Mode: 11; Polarity: Vertical; Modulation:802.11n; Bandwidth:40MHz; Channel: Low

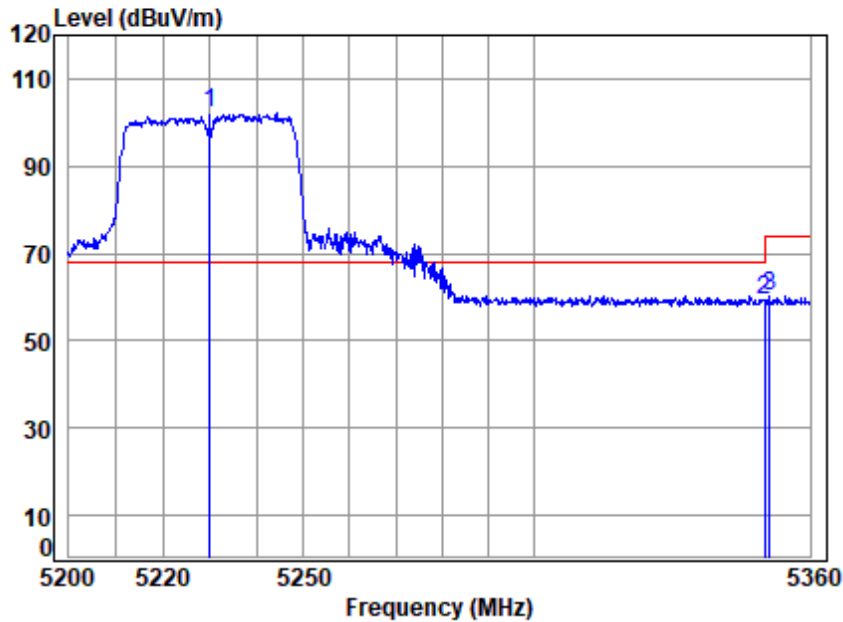


Site : chamber  
Condition: 3m VERTICAL  
Job No : 03623AT\03624AT  
Mode : 5190 Band edge  
: 5G WIFI 11N40

		Cable	Ant	Preamp	Read	Limit	Over	
Freq	Loss	Factor	Factor	Level	Level	Line	Limit	Remark
MHz	dB	dB/m	dB	dBuV	dBuV/m	dBuV/m	dB	
1	5148.743	18.83	33.90	31.28	27.69	49.14	54.00	-4.86 Average
2 q	5149.980	18.83	33.90	31.28	27.78	49.23	54.00	-4.77 Average
3	5190.000	18.89	33.98	31.30	65.77	87.34	-----	----- Average



Test Mode: 11; Polarity: Horizontal; Modulation:802.11n; Bandwidth:40MHz; Channel: High



Site : chamber  
Condition: 3m HORIZONTAL  
Job No : 03623AT\03624AT  
Mode : 5230 Band edge  
: 5G WIFI 11N40

		Cable	Ant	Preamp	Read		Limit	Over	
	Freq	Loss	Factor	Factor	Level	Level	Line	Limit	Remark
	MHz	dB	dB/m	dB	dBuV	dBuV/m	dBuV/m	dB	
1 p	5230.000	18.95	34.06	31.32	80.56	102.25	68.20	34.05	peak
2	5350.020	19.11	34.40	31.39	37.29	59.41	74.00	-14.59	peak
3	5351.073	19.11	34.40	31.39	37.94	60.06	74.00	-13.94	peak





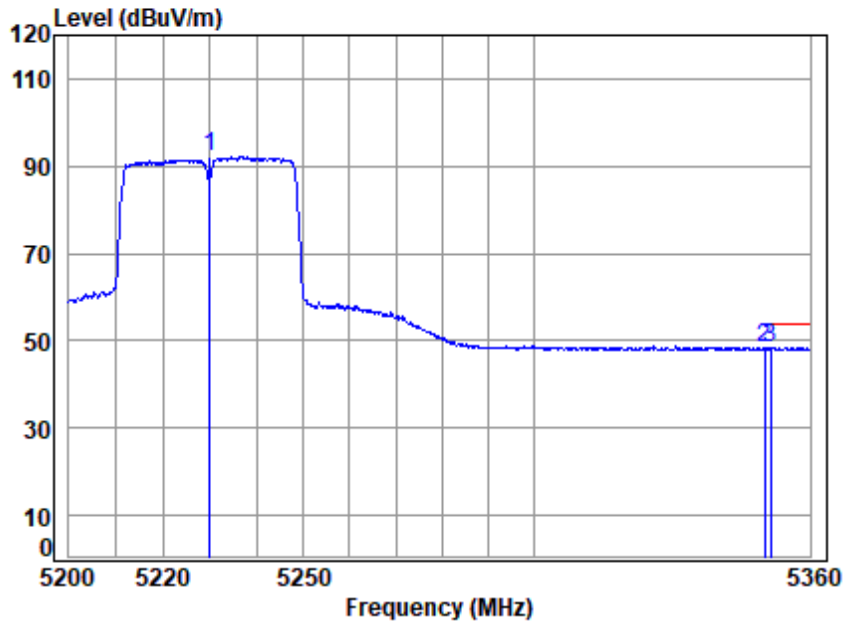
## SGS-CSTC Standards Technical Services Co., Ltd. Shenzhen Branch

SZEMC-TRF-01 Rev. A/1

Report No.: SZCR240900362305

Page: 109 of 334

Test Mode: 11; Polarity: Horizontal; Modulation:802.11n; Bandwidth:40MHz; Channel: High



Site : chamber  
Condition: 3m HORIZONTAL  
Job No : 03623AT\03624AT  
Mode : 5230 Band edge  
: 5G WIFI 11N40

		Cable	Ant	Preamp	Read	Limit	Over	
	Freq	Loss	Factor	Factor	Level	Level	Line	Limit Remark
	MHz	dB	dB/m	dB	dBuV	dBuV/m	dBuV/m	dB
1	5230.000	18.95	34.06	31.32	70.43	92.12	-----	----- Average
2	5350.020	19.11	34.40	31.39	26.23	48.35	54.00	-5.65 Average
3 q	5351.398	19.11	34.41	31.39	26.31	48.44	54.00	-5.56 Average



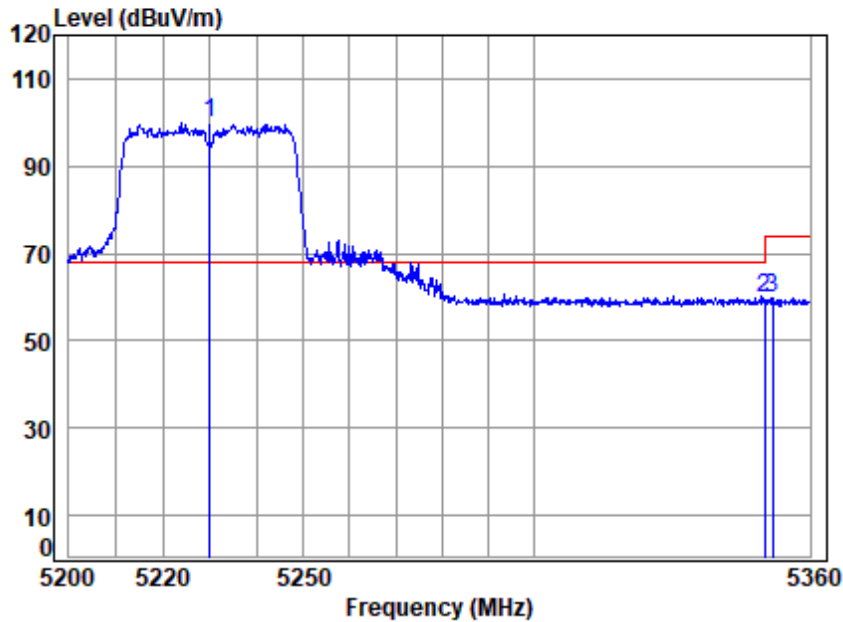
SGS-CSTC Standards Technical Services Co., Ltd.  
Shenzhen Branch Testing & Calibration Laboratory

Unless otherwise agreed in writing, this document is issued by the Company subject to its General Conditions of Service printed overleaf, available on request or accessible at <https://www.sgs.com/en/Terms-and-Conditions>. Attention is drawn to the limitation of liability, indemnification and jurisdiction issues defined therein. Any holder of this document is advised that information contained hereon reflects the Company's findings at the time of its intervention only and within the limits of Client's instructions, if any. The Company's sole responsibility is to its Client and this document does not exonerate parties to a transaction from exercising all their rights and obligations under the transaction documents. This document cannot be reproduced except in full, without prior written approval of the Company. Any unauthorized alteration, forgery or falsification of the content or appearance of this document is unlawful and offenders may be prosecuted to the fullest extent of the law. Unless otherwise stated the results shown in this test report refer only to the sample(s) tested and such sample(s) are retained for 30 days only.

Attention: To check the authenticity of testing /inspection report & certificate, please contact us at telephone: (86-755) 8307 1443, or email: [CN.Doccheck@sgs.com](mailto:CN.Doccheck@sgs.com)

No.1 Workshop, M-10, Middle Section, Science & Technology Park, Nanshan District, Shenzhen, Guangdong, China 518057 t (86-755) 26012053 f (86-755) 26710594 www.sgs.com.cn  
中国·广东·深圳市南山区科技园中区M-10栋1号厂房 邮编: 518057 t (86-755) 26012053 f (86-755) 26710594 sgs.china@sgs.com

Test Mode: 11; Polarity: Vertical; Modulation:802.11n; Bandwidth:40MHz; Channel: High



Site : chamber  
Condition: 3m VERTICAL  
Job No : 03623AT\03624AT  
Mode : 5230 Band edge  
: 5G WIFI 11N40

		Cable	Ant	Preamp	Read		Limit	Over	
	Freq	Loss	Factor	Factor	Level	Level	Line	Limit	Remark
	MHz	dB	dB/m	dB	dBuV	dBuV/m	dBuV/m	dB	
1 p	5230.000	18.95	34.06	31.32	78.02	99.71	68.20	31.51	Peak
2	5350.020	19.11	34.40	31.39	37.44	59.56	74.00	-14.44	Peak
3	5351.722	19.11	34.41	31.39	37.67	59.80	74.00	-14.20	Peak



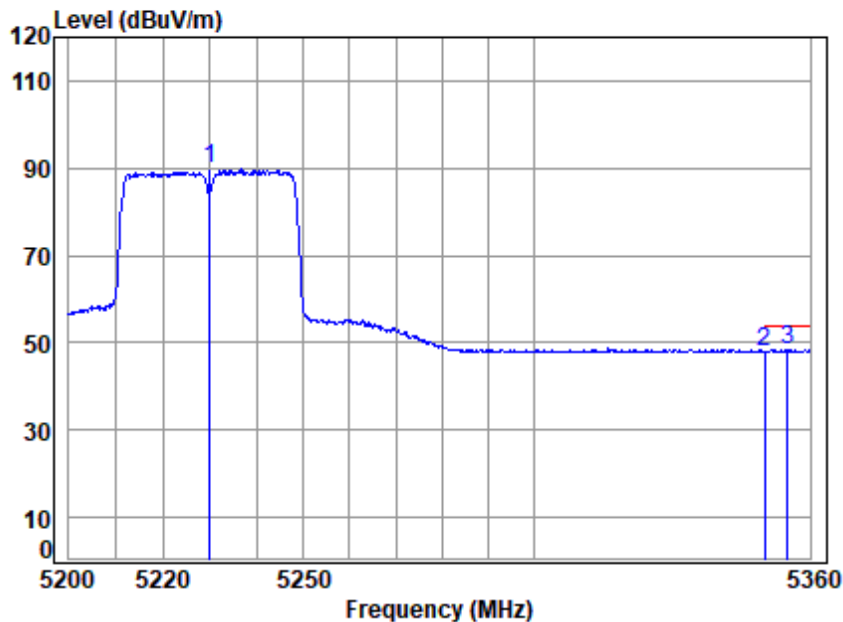
## SGS-CSTC Standards Technical Services Co., Ltd. Shenzhen Branch

SZEMC-TRF-01 Rev. A/1

Report No.: SZCR240900362305

Page: 111 of 334

Test Mode: 11; Polarity: Vertical; Modulation:802.11n; Bandwidth:40MHz; Channel: High



Site : chamber  
Condition: 3m VERTICAL  
Job No : 03623AT\03624AT  
Mode : 5230 Band edge  
: 5G WIFI 11N40

		Cable	Ant	Preamp	Read	Limit	Over	
	Freq	Loss	Factor	Factor	Level	Level	Line	Limit Remark
	MHz	dB	dB/m	dB	dBuV	dBuV/m	dBuV/m	dB
1	5230.000	18.95	34.06	31.32	68.06	89.75	-----	----- Average
2	5350.020	19.11	34.40	31.39	25.92	48.04	54.00	-5.96 Average
3 q	5354.967	19.12	34.42	31.39	26.32	48.47	54.00	-5.53 Average



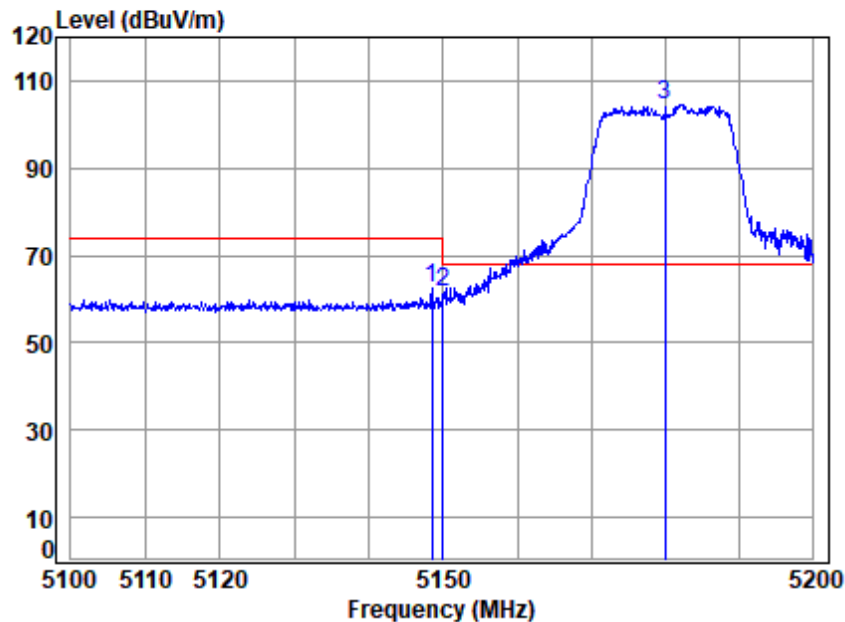
SGS-CSTC Standards Technical Services Co., Ltd.  
Shenzhen Branch Inspection & Testing Laboratory

Unless otherwise agreed in writing, this document is issued by the Company subject to its General Conditions of Service printed overleaf, available on request or accessible at <https://www.sgs.com/en/Terms-and-Conditions>. Attention is drawn to the limitation of liability, indemnification and jurisdiction issues defined therein. Any holder of this document is advised that information contained hereon reflects the Company's findings at the time of its intervention only and within the limits of Client's instructions, if any. The Company's sole responsibility is to its Client and this document does not exonerate parties to a transaction from exercising all their rights and obligations under the transaction documents. This document cannot be reproduced except in full, without prior written approval of the Company. Any unauthorized alteration, forgery or falsification of the content or appearance of this document is unlawful and offenders may be prosecuted to the fullest extent of the law. Unless otherwise stated the results shown in this test report refer only to the sample(s) tested and such sample(s) are retained for 30 days only.

Attention: To check the authenticity of testing /inspection report & certificate, please contact us at telephone: (86-755) 8307 1443, or email: [CN.Doccheck@sgs.com](mailto:CN.Doccheck@sgs.com)

No.1 Workshop, M-10, Middle Section, Science & Technology Park, Nanshan District, Shenzhen, Guangdong, China 518057 t (86-755) 26012053 f (86-755) 26710594 www.sgs.com.cn  
中国·广东·深圳市南山区科技园中区M-10栋1号厂房 邮编: 518057 t (86-755) 26012053 f (86-755) 26710594 sgs.china@sgs.com

Test Mode: 11; Polarity: Horizontal; Modulation:802.11ac; Bandwidth:20MHz; Channel: Low



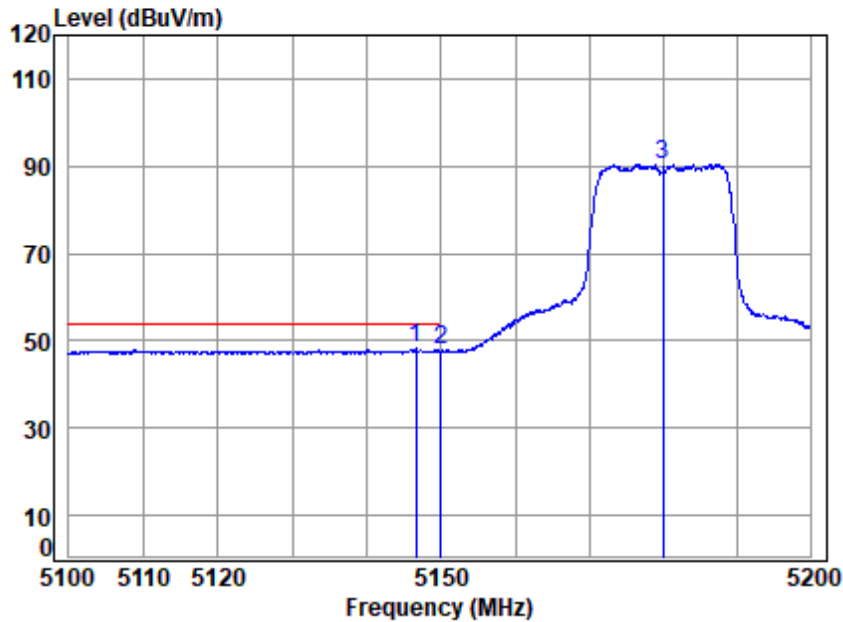
Site : chamber  
Condition: 3m HORIZONTAL  
Job No : 03623AT\03624AT  
Mode : 5180 Band edge  
: 5G WIFI 11AC20

		Cable	Ant	Preamp	Read	Limit	Over	
Freq	Loss	Factor	Factor	Level	Level	Line	Limit	Remark
MHz	dB	dB/m	dB	dBuV	dBuV/m	dBuV/m	dB	
1	5148.458	18.83	33.90	31.28	41.08	62.53	74.00	-11.47 peak
2	5149.980	18.83	33.90	31.28	39.98	61.43	74.00	-12.57 peak
3 p	5180.000	18.88	33.96	31.30	82.99	104.53	68.20	36.33 peak





Test Mode: 11; Polarity: Horizontal; Modulation: 802.11ac; Bandwidth: 20MHz; Channel: Low

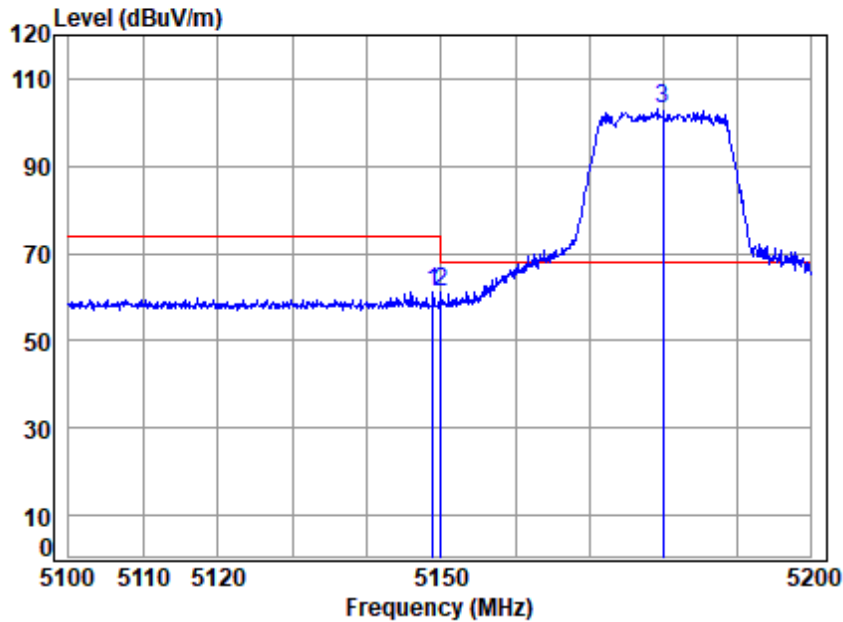


Site : chamber  
Condition: 3m HORIZONTAL  
Job No : 03623AT\03624AT  
Mode : 5180 Band edge  
: 5G WIFI 11AC20

		Cable	Ant	Preamp	Read	Limit	Over	
Freq		Loss	Factor	Factor	Level	Level	Line	Limit Remark
MHz		dB	dB/m	dB	dBuV	dBuV/m	dBuV/m	dB
1 q 5146.558		18.83	33.91	31.28	26.72	48.18	54.00	-5.82 Average
2 5149.980		18.83	33.90	31.28	26.42	47.87	54.00	-6.13 Average
3 5180.000		18.88	33.96	31.30	68.96	90.50	-----	----- Average



Test Mode: 11; Polarity: Vertical; Modulation:802.11ac; Bandwidth:20MHz; Channel: Low

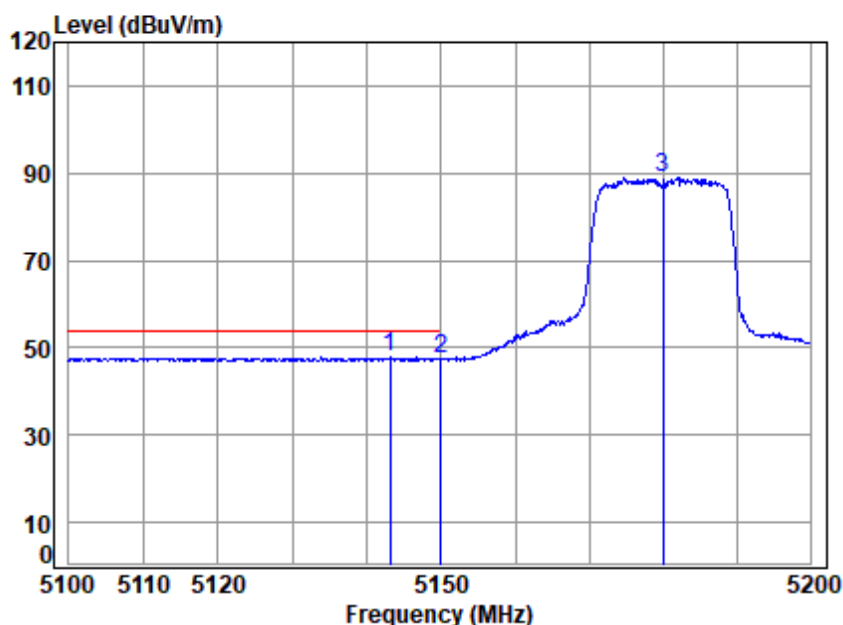


Site : chamber  
Condition: 3m VERTICAL  
Job No : 03623AT\03624AT  
Mode : 5180 Band edge  
: 5G WIFI 11AC20

		Cable	Ant	Preamp	Read	Limit	Over	
	Freq	Loss	Factor	Factor	Level	Line	Limit	Remark
	MHz	dB	dB/m	dB	dBuV	dBuV/m	dBuV/m	dB
1	5148.857	18.83	33.90	31.28	39.73	61.18	74.00	-12.82 Peak
2	5149.980	18.83	33.90	31.28	39.65	61.10	74.00	-12.90 Peak
3 p	5180.000	18.88	33.96	31.30	81.48	103.02	68.20	34.82 Peak



Test Mode: 11; Polarity: Vertical; Modulation:802.11ac; Bandwidth:20MHz; Channel: Low

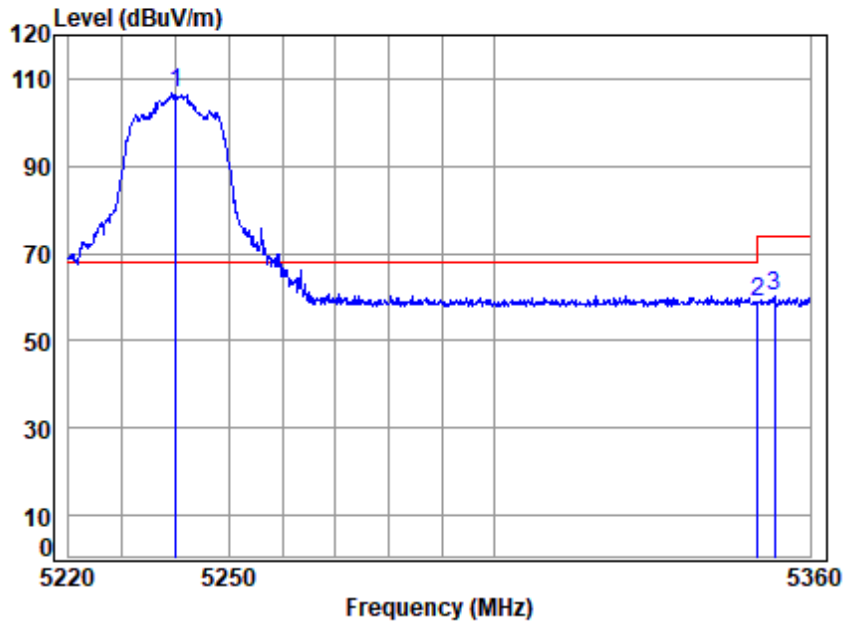


Site : chamber  
Condition: 3m VERTICAL  
Job No : 03623AT\03624AT  
Mode : 5180 Band edge  
: 5G WIFI 11AC20

		Cable	Ant	Preamp	Read	Limit	Over	
Freq	Loss	Factor	Factor	Level	Level	Line	Limit	Remark
MHz	dB	dB/m	dB	dBuV	dBuV/m	dBuV/m	dB	
1 q 5143.162	18.82	33.91	31.28	26.34	47.79	54.00	-6.21	Average
2 5149.980	18.83	33.90	31.28	25.98	47.43	54.00	-6.57	Average
3 5180.000	18.88	33.96	31.30	67.60	89.14	-----	-----	Average



Test Mode: 11; Polarity: Horizontal; Modulation:802.11ac; Bandwidth:20MHz; Channel: High

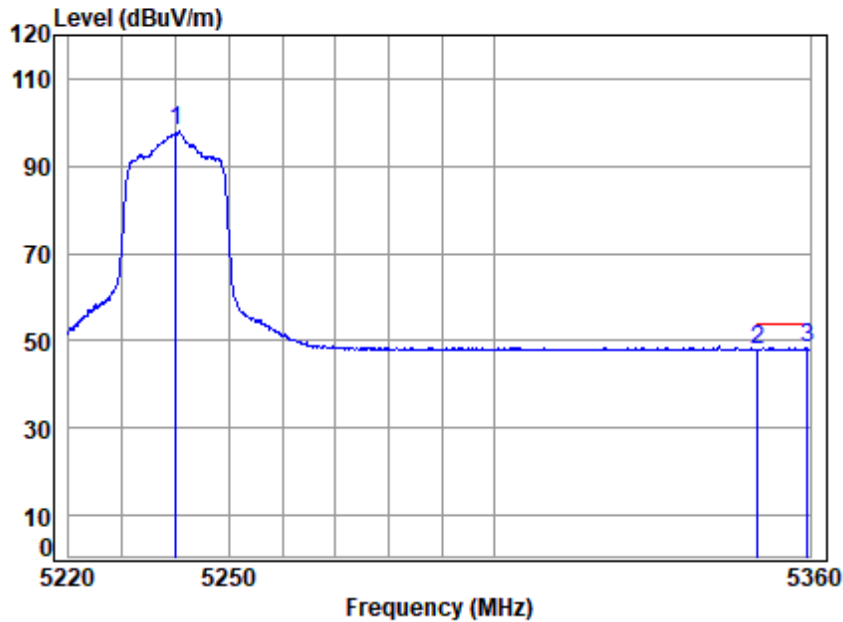


Site : chamber  
Condition: 3m HORIZONTAL  
Job No : 03623AT\03624AT  
Mode : 5240 Band edge  
: 5G WIFI 11AC20

		Cable	Ant	Preamp	Read	Limit	Over	
Freq	Loss	Factor	Factor	Level	Level	Line	Limit	Remark
MHz	dB	dB/m	dB	dBuV	dBuV/m	dBuV/m	dB	
1 p 5240.000	18.96	34.08	31.33	85.06	106.77	68.20	38.57	peak
2 5350.020	19.11	34.40	31.39	36.76	58.88	74.00	-15.12	peak
3 5353.195	19.11	34.41	31.39	38.07	60.20	74.00	-13.80	peak



Test Mode: 11; Polarity: Horizontal; Modulation:802.11ac; Bandwidth:20MHz; Channel: High

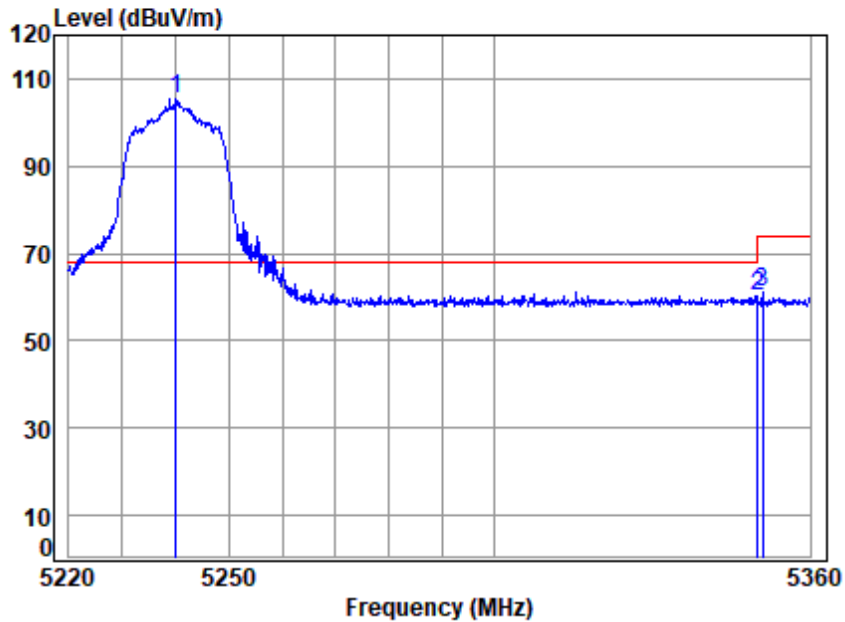


Site : chamber  
Condition: 3m HORIZONTAL  
Job No : 03623AT\03624AT  
Mode : 5240 Band edge  
: 5G WIFI 11AC20

		Cable	Ant	Preamp	Read	Limit	Over	
	Freq	Loss	Factor	Factor	Level	Level	Line	Limit Remark
	MHz	dB	dB/m	dB	dBuV	dBuV/m	dBuV/m	dB
1	5240.000	18.96	34.08	31.33	76.21	97.92	-----	----- Average
2	5350.020	19.11	34.40	31.39	25.86	47.98	54.00	-6.02 Average
3 q	5359.574	19.12	34.44	31.39	26.10	48.27	54.00	-5.73 Average



Test Mode: 11; Polarity: Vertical; Modulation:802.11ac; Bandwidth:20MHz; Channel: High



Site : chamber  
Condition: 3m VERTICAL  
Job No : 03623AT\03624AT  
Mode : 5240 Band edge  
: 5G WIFI 11AC20

		Cable	Ant	Preamp	Read	Limit	Over	
Freq	Loss	Factor	Factor	Level	Level	Line	Limit	Remark
MHz	dB	dB/m	dB	dBuV	dBuV/m	dBuV/m	dB	
1 p 5240.000	18.96	34.08	31.33	83.69	105.40	68.20	37.20	Peak
2 5350.020	19.11	34.40	31.39	38.12	60.24	74.00	-13.76	Peak
3 5350.929	19.11	34.40	31.39	38.99	61.11	74.00	-12.89	Peak

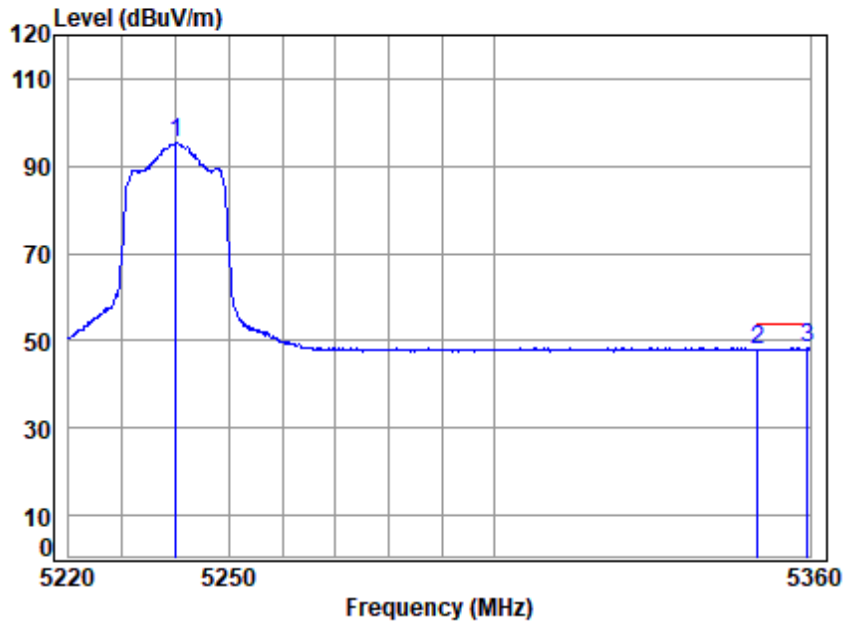
## SGS-CSTC Standards Technical Services Co., Ltd. Shenzhen Branch

SZEMC-TRF-01 Rev. A/1

Report No.: SZCR240900362305

Page: 119 of 334

Test Mode: 11; Polarity: Vertical; Modulation:802.11ac; Bandwidth:20MHz; Channel: High



Site : chamber  
Condition: 3m VERTICAL  
Job No : 03623AT\03624AT  
Mode : 5240 Band edge  
: 5G WIFI 11AC20

		Cable	Ant	Preamp	Read	Limit	Over	
	Freq	Loss	Factor	Factor	Level	Level	Line	Limit Remark
	MHz	dB	dB/m	dB	dBuV	dBuV/m	dBuV/m	dB
1	5240.000	18.96	34.08	31.33	73.67	95.38	-----	----- Average
2	5350.020	19.11	34.40	31.39	25.93	48.05	54.00	-5.95 Average
3 q	5359.574	19.12	34.44	31.39	26.09	48.26	54.00	-5.74 Average



Unless otherwise agreed in writing, this document is issued by the Company subject to its General Conditions of Service printed overleaf, available on request or accessible at <https://www.sgs.com/en/Terms-and-Conditions>. Attention is drawn to the limitation of liability, indemnification and jurisdiction issues defined therein. Any holder of this document is advised that information contained hereon reflects the Company's findings at the time of its intervention only and within the limits of Client's instructions, if any. The Company's sole responsibility is to its Client and this document does not exonerate parties to a transaction from exercising all their rights and obligations under the transaction documents. This document cannot be reproduced except in full, without prior written approval of the Company. Any unauthorized alteration, forgery or falsification of the content or appearance of this document is unlawful and offenders may be prosecuted to the fullest extent of the law. Unless otherwise stated the results shown in this test report refer only to the sample(s) tested and such sample(s) are retained for 30 days only.

Attention: To check the authenticity of testing /inspection report & certificate, please contact us at telephone: (86-755) 8307 1443, or email: [CN.Doccheck@sgs.com](mailto:CN.Doccheck@sgs.com)

SGS-CSTC Standards Technical Services Co., Ltd.  
Shenzhen Branch Testing & Calibration Laboratory

No.1 Workshop, M-10, Middle Section, Science & Technology Park, Nanshan District, Shenzhen, Guangdong, China 518057 t (86-755) 26012053 f (86-755) 26710594 www.sgsgroup.com.cn  
中国·广东·深圳市南山区科技园中区M-10栋1号厂房 邮编: 518057 t (86-755) 26012053 f (86-755) 26710594 sgs.china@sgs.com

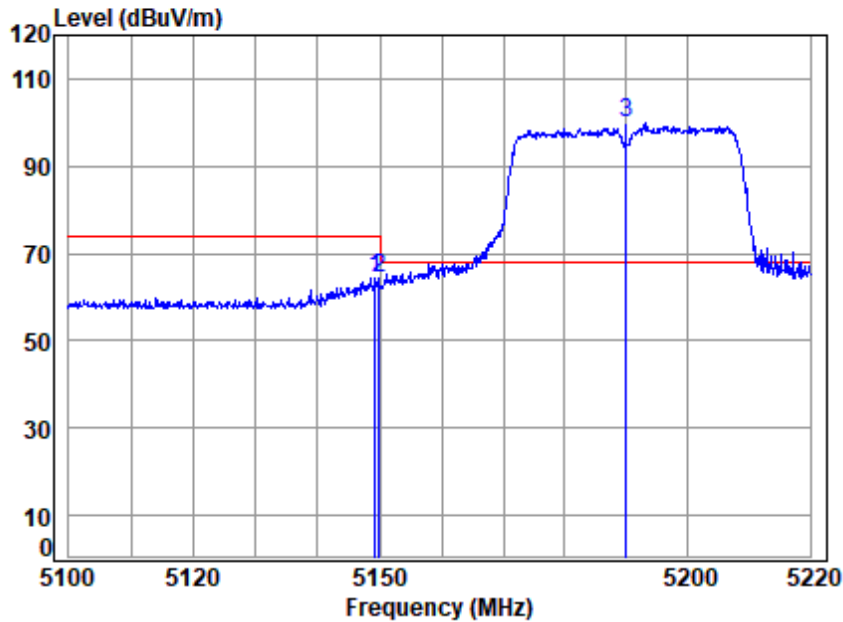
## SGS-CSTC Standards Technical Services Co., Ltd. Shenzhen Branch

SZEMC-TRF-01 Rev. A/1

Report No.: SZCR240900362305

Page: 120 of 334

Test Mode: 11; Polarity: Horizontal; Modulation:802.11ac; Bandwidth:40MHz; Channel: Low



Site : chamber  
Condition: 3m HORIZONTAL  
Job No : 03623AT\03624AT  
Mode : 5190 Band edge  
: 5G WIFI 11AC40

		Cable	Ant	Preamp	Read	Limit	Over	
Freq	Loss	Factor	Factor	Level	Level	Line	Limit	Remark
MHz	dB	dB/m	dB	dBuV	dBuV/m	dBuV/m	dB	
1	5149.222	18.83	33.90	31.28	42.86	64.31	74.00	-9.69 peak
2	5149.980	18.83	33.90	31.28	43.04	64.49	74.00	-9.51 peak
3 p	5190.000	18.89	33.98	31.30	78.33	99.90	68.20	31.70 peak



SGS-CSTC Standards Technical Services Co., Ltd.  
Shenzhen Branch Testing & Calibration Laboratory

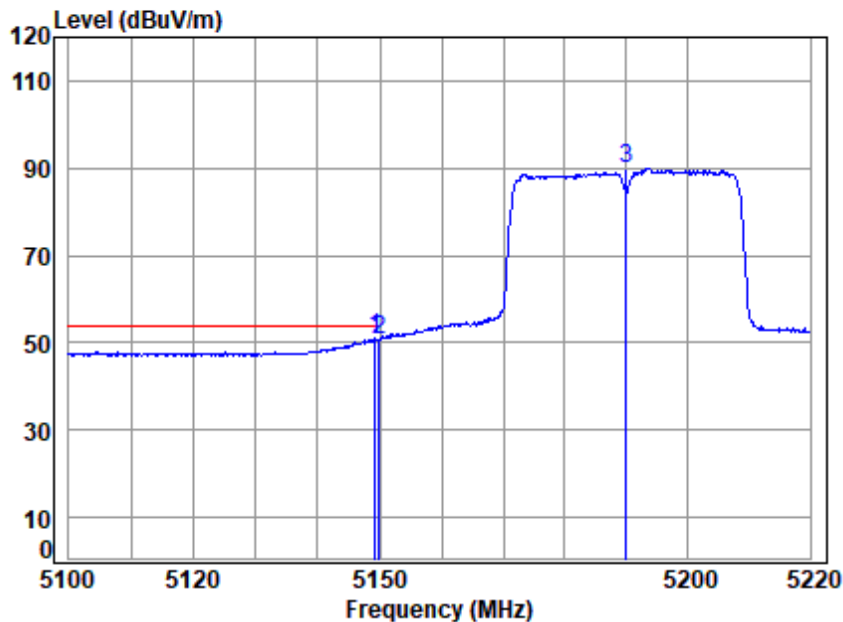
Unless otherwise agreed in writing, this document is issued by the Company subject to its General Conditions of Service printed overleaf, available on request or accessible at <https://www.sgs.com/en/Terms-and-Conditions>. Attention is drawn to the limitation of liability, indemnification and jurisdiction issues defined therein. Any holder of this document is advised that information contained hereon reflects the Company's findings at the time of its intervention only and within the limits of Client's instructions, if any. The Company's sole responsibility is to its Client and this document does not exonerate parties to a transaction from exercising all their rights and obligations under the transaction documents. This document cannot be reproduced except in full, without prior written approval of the Company. Any unauthorized alteration, forgery or falsification of the content or appearance of this document is unlawful and offenders may be prosecuted to the fullest extent of the law. Unless otherwise stated the results shown in this test report refer only to the sample(s) tested and such sample(s) are retained for 30 days only.

Attention: To check the authenticity of testing /inspection report & certificate, please contact us at telephone: (86-755) 8307 1443, or email: [CN.Doccheck@sgs.com](mailto:CN.Doccheck@sgs.com)

No.1 Workshop, M-10, Middle Section, Science & Technology Park, Nanshan District, Shenzhen, Guangdong, China 518057 t (86-755) 26012053 f (86-755) 26710594 www.sgs.com.cn  
中国·广东·深圳市南山区科技园中区M-10栋1号厂房 邮编: 518057 t (86-755) 26012053 f (86-755) 26710594 sgs.china@sgs.com



Test Mode: 11; Polarity: Horizontal; Modulation: 802.11ac; Bandwidth: 40MHz; Channel: Low

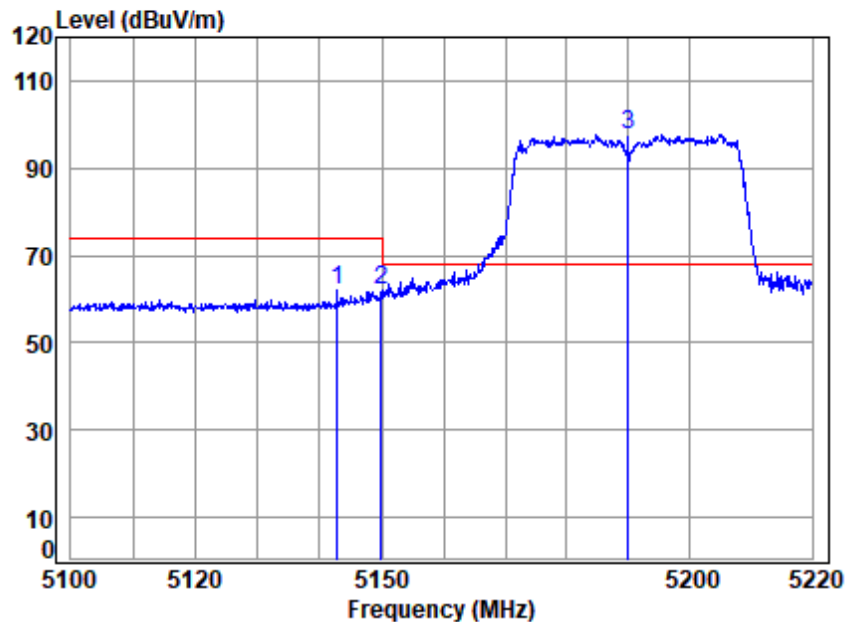


Site : chamber  
Condition: 3m HORIZONTAL  
Job No : 03623AT\03624AT  
Mode : 5190 Band edge  
: 5G WIFI 11AC40

		Cable	Ant	Preamp	Read	Limit	Over	
Freq	Loss	Factor	Factor	Level	Level	Line	Limit	Remark
MHz	dB	dB/m	dB	dBuV	dBuV/m	dBuV/m	dB	
1 q 5149.222	18.83	33.90	31.28	29.49	50.94	54.00	-3.06	Average
2 5149.980	18.83	33.90	31.28	29.36	50.81	54.00	-3.19	Average
3 5190.000	18.89	33.98	31.30	68.43	90.00	-----	-----	Average



Test Mode: 11; Polarity: Vertical; Modulation:802.11ac; Bandwidth:40MHz; Channel: Low

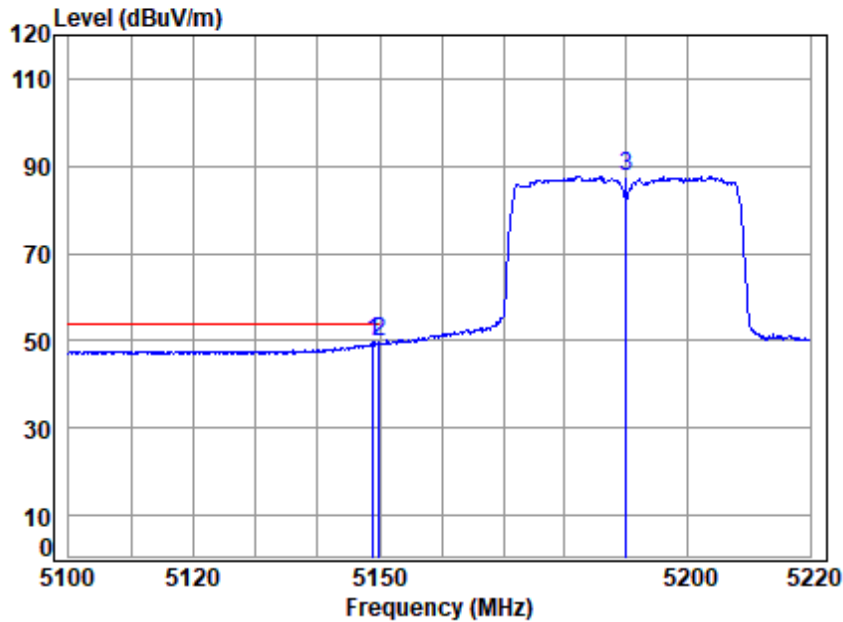


Site : chamber  
Condition: 3m VERTICAL  
Job No : 03623AT\03624AT  
Mode : 5190 Band edge  
: 5G WIFI 11AC40

		Cable	Ant	Preamp	Read	Limit	Over	
	Freq	Loss	Factor	Factor	Level	Line	Limit	Remark
	MHz	dB	dB/m	dB	dBuV	dBuV/m	dBuV/m	dB
1	5142.759	18.82	33.91	31.28	40.38	61.83	74.00	-12.17 Peak
2	5149.980	18.83	33.90	31.28	40.80	62.25	74.00	-11.75 Peak
3 p	5190.000	18.89	33.98	31.30	76.18	97.75	68.20	29.55 Peak



Test Mode: 11; Polarity: Vertical; Modulation:802.11ac; Bandwidth:40MHz; Channel: Low

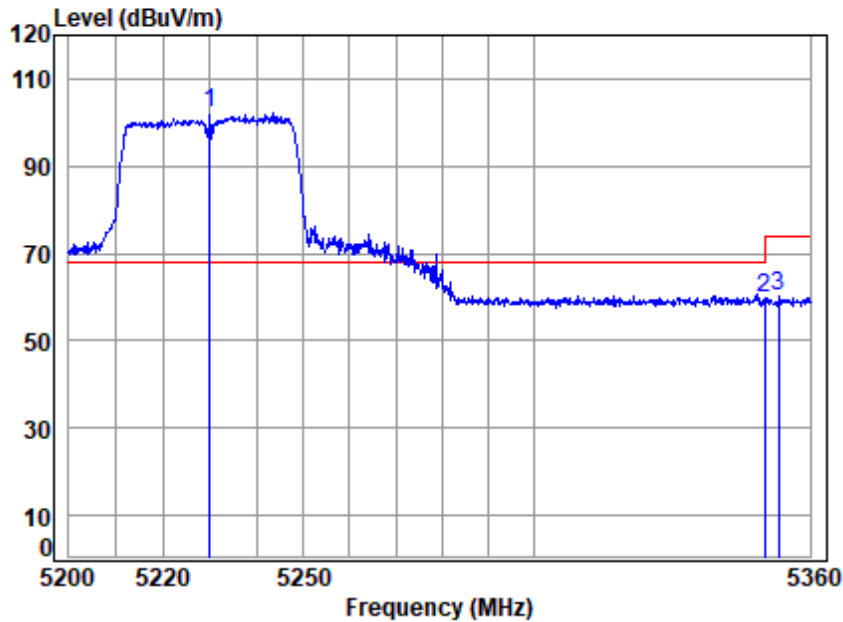


Site : chamber  
Condition: 3m VERTICAL  
Job No : 03623AT\03624AT  
Mode : 5190 Band edge  
: 5G WIFI 11AC40

		Cable	Ant	Preamp	Read	Limit	Over	
Freq	Loss	Factor	Factor	Level	Level	Line	Limit	Remark
MHz	dB	dB/m	dB	dBuV	dBuV/m	dBuV/m	dB	
1 q 5148.982	18.83	33.90	31.28	28.17	49.62	54.00	-4.38	Average
2 5149.980	18.83	33.90	31.28	28.08	49.53	54.00	-4.47	Average
3 5190.000	18.89	33.98	31.30	66.22	87.79	-----	-----	Average



Test Mode: 11; Polarity: Horizontal; Modulation:802.11ac; Bandwidth:40MHz; Channel: High



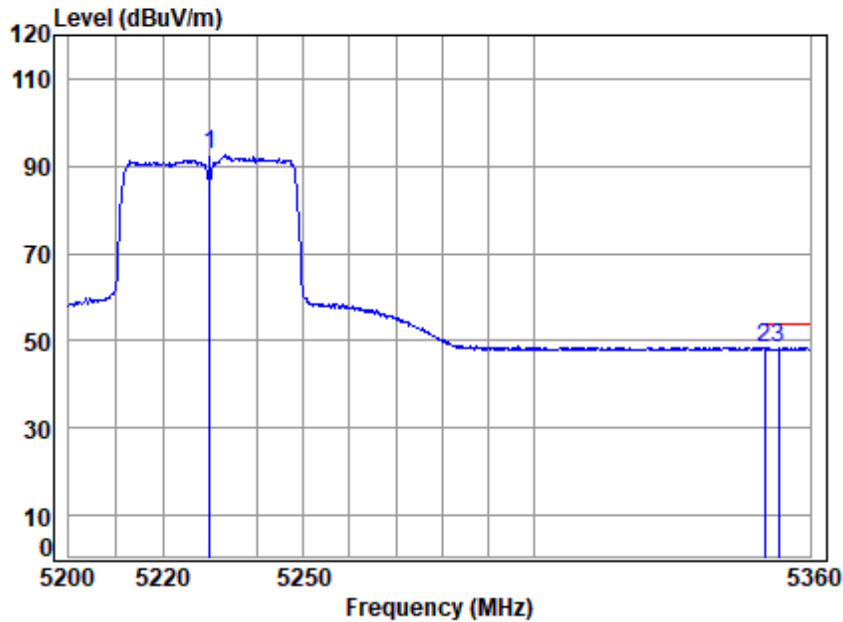
Site : chamber  
Condition: 3m HORIZONTAL  
Job No : 03623AT\03624AT  
Mode : 5230 Band edge  
: 5G WIFI 11AC40

		Cable	Ant	Preamp	Read	Limit	Over	
Freq	Loss	Factor	Factor	Level	Level	Line	Limit	Remark
MHz	dB	dB/m	dB	dBuV	dBuV/m	dBuV/m	dB	
1 p 5230.000	18.95	34.06	31.32	80.43	102.12	68.20	33.92	peak
2 5350.020	19.11	34.40	31.39	37.53	59.65	74.00	-14.35	peak
3 5353.020	19.11	34.41	31.39	37.87	60.00	74.00	-14.00	peak





Test Mode: 11; Polarity: Horizontal; Modulation:802.11ac; Bandwidth:40MHz; Channel: High

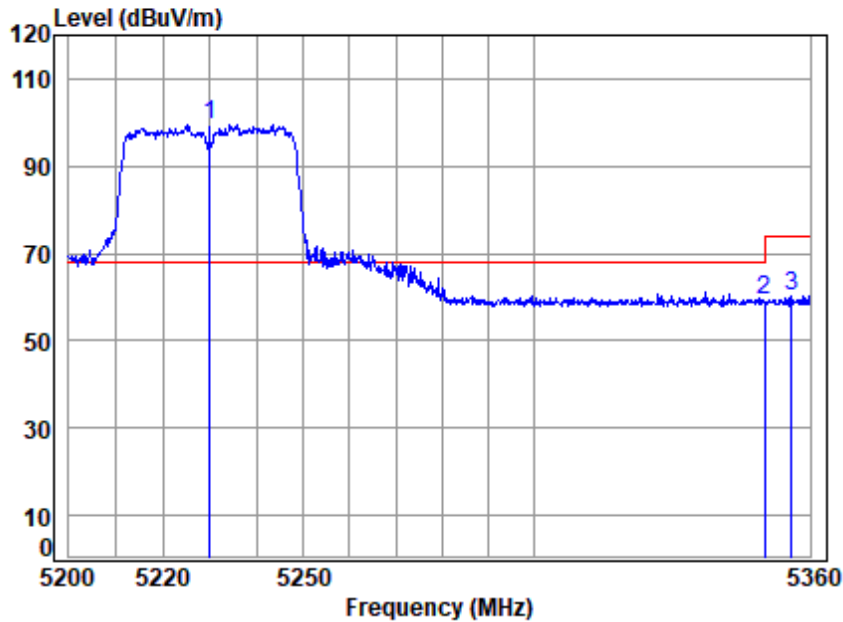


Site : chamber  
Condition: 3m HORIZONTAL  
Job No : 03623AT\03624AT  
Mode : 5230 Band edge  
: 5G WIFI 11AC40

		Cable	Ant	Preamp	Read	Limit	Over	
	Freq	Loss	Factor	Factor	Level	Level	Line	Limit Remark
	MHz	dB	dB/m	dB	dBuV	dBuV/m	dBuV/m	dB
1	5230.000	18.95	34.06	31.32	70.78	92.47	-----	----- Average
2	5350.020	19.11	34.40	31.39	26.08	48.20	54.00	-5.80 Average
3 q	5353.182	19.11	34.41	31.39	26.37	48.50	54.00	-5.50 Average



Test Mode: 11; Polarity: Vertical; Modulation:802.11ac; Bandwidth:40MHz; Channel: High

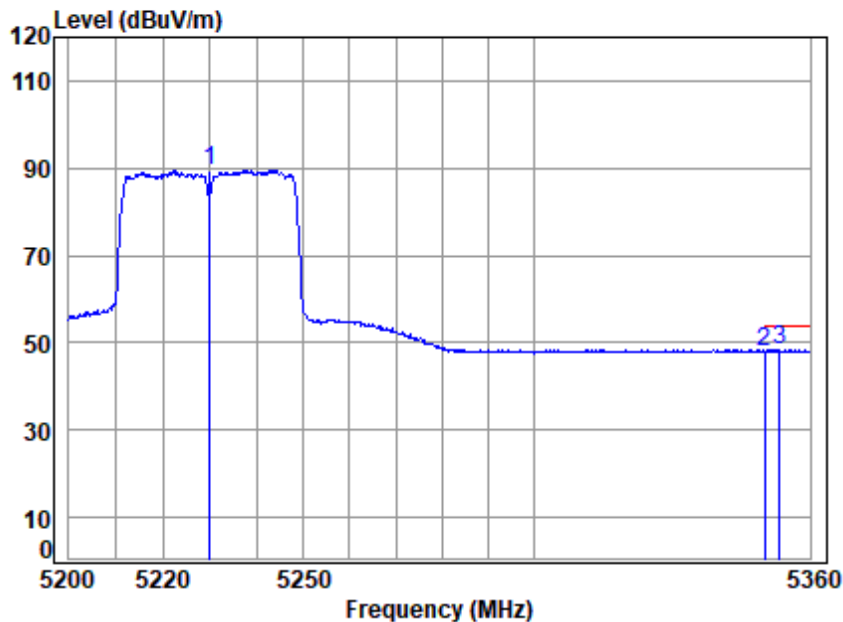


Site : chamber  
Condition: 3m VERTICAL  
Job No : 03623AT\03624AT  
Mode : 5230 Band edge  
: 5G WIFI 11AC40

		Cable	Ant	Preamp	Read	Limit	Over	
	Freq	Loss	Factor	Factor	Level	Level	Line	Limit Remark
	MHz	dB	dB/m	dB	dBuV	dBuV/m	dBuV/m	dB
1 p	5230.000	18.95	34.06	31.32	77.78	99.47	68.20	31.27 Peak
2	5350.020	19.11	34.40	31.39	37.02	59.14	74.00	-14.86 Peak
3	5355.940	19.12	34.42	31.39	37.92	60.07	74.00	-13.93 Peak



Test Mode: 11; Polarity: Vertical; Modulation:802.11ac; Bandwidth:40MHz; Channel: High



Site : chamber  
Condition: 3m VERTICAL  
Job No : 03623AT\03624AT  
Mode : 5230 Band edge  
: 5G WIFI 11AC40

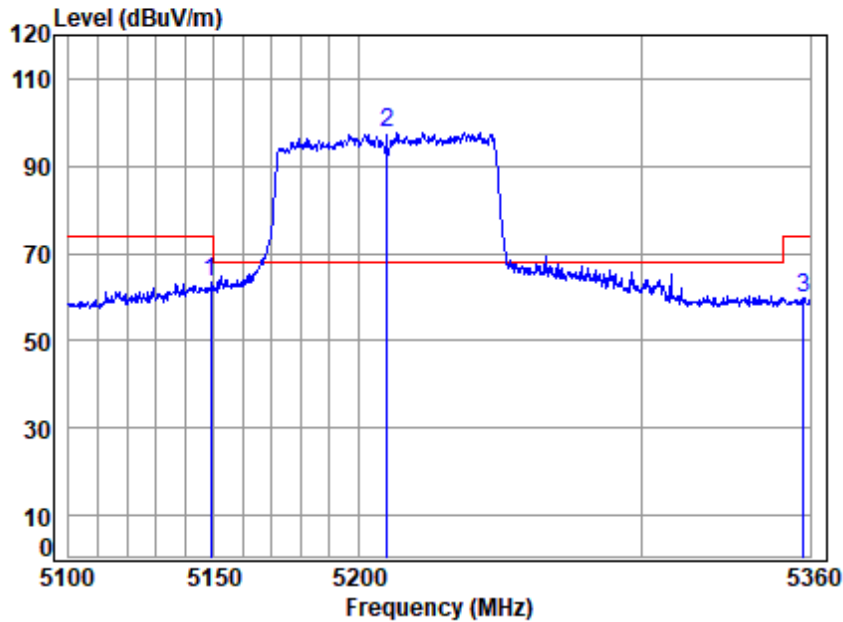
		Cable	Ant	Preamp	Read	Limit	Over	
	Freq	Loss	Factor	Factor	Level	Level	Line	Limit Remark
	MHz	dB	dB/m	dB	dBuV	dBuV/m	dBuV/m	dB
1	5230.000	18.95	34.06	31.32	67.91	89.60	-----	----- Average
2	5350.020	19.11	34.40	31.39	25.97	48.09	54.00	-5.91 Average
3 q	5353.344	19.11	34.41	31.39	26.38	48.51	54.00	-5.49 Average



Unless otherwise agreed in writing, this document is issued by the Company subject to its General Conditions of Service printed overleaf, available on request or accessible at <https://www.sgs.com/en/Terms-and-Conditions>. Attention is drawn to the limitation of liability, indemnification and jurisdiction issues defined therein. Any holder of this document is advised that information contained hereon reflects the Company's findings at the time of its intervention only and within the limits of Client's instructions, if any. The Company's sole responsibility is to its Client and this document does not exonerate parties to a transaction from exercising all their rights and obligations under the transaction documents. This document cannot be reproduced except in full, without prior written approval of the Company. Any unauthorized alteration, forgery or falsification of the content or appearance of this document is unlawful and offenders may be prosecuted to the fullest extent of the law. Unless otherwise stated the results shown in this test report refer only to the sample(s) tested and such sample(s) are retained for 30 days only.

Attention: To check the authenticity of testing /inspection report & certificate, please contact us at telephone: (86-755) 8307 1443, or email: [CN.Doccheck@sgs.com](mailto:CN.Doccheck@sgs.com)

Test Mode: 11; Polarity: Horizontal; Modulation:802.11ac; Bandwidth:80MHz; Channel: middle



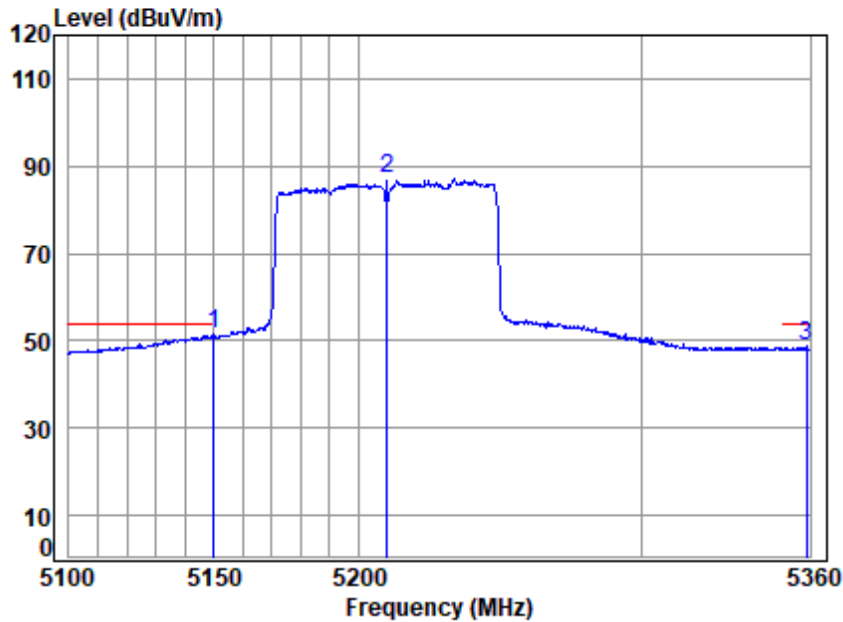
Site : chamber  
Condition: 3m HORIZONTAL  
Job No : 03623AT\03624AT  
Mode : 5210 Band edge  
: 5G WIFI 11AC80

		Cable	Ant	Preamp	Read		Limit	Over	
Freq		Loss	Factor	Factor	Level	Level	Line	Limit	Remark
MHz		dB	dB/m	dB	dBuV	dBuV/m	dBuV/m	dB	
1	5148.922	18.83	33.90	31.28	42.04	63.49	74.00	-10.51	peak
2 p	5210.000	18.92	34.02	31.31	75.96	97.59	68.20	29.39	peak
3	5357.602	19.12	34.43	31.39	37.82	59.98	74.00	-14.02	peak





Test Mode: 11; Polarity: Horizontal; Modulation:802.11ac; Bandwidth:80MHz; Channel: middle

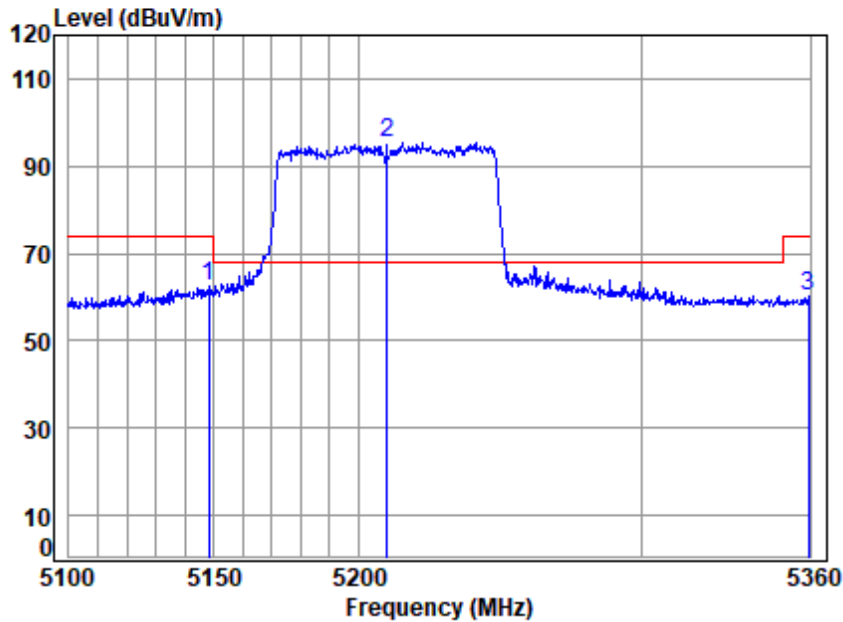


Site : chamber  
Condition: 3m HORIZONTAL  
Job No : 03623AT\03624AT  
Mode : 5210 Band edge  
: 5G WIFI 11AC80

		Cable	Ant	Preamp	Read	Limit	Over	
	Freq	Loss	Factor	Factor	Level	Line	Limit	Remark
	MHz	dB	dB/m	dB	dBuV	dBuV/m	dBuV/m	dB
1 q	5149.690	18.83	33.90	31.28	29.97	51.42	54.00	-2.58 Average
2	5210.000	18.92	34.02	31.31	65.36	86.99	-----	----- Average
3	5358.667	19.12	34.43	31.39	26.44	48.60	54.00	-5.40 Average



Test Mode: 11; Polarity: Vertical; Modulation:802.11ac; Bandwidth:80MHz; Channel: middle

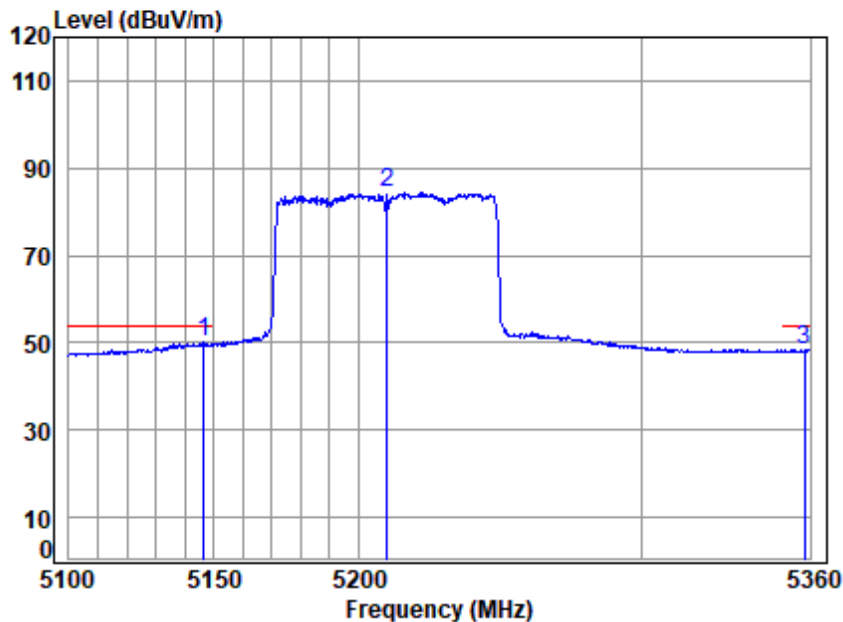


Site : chamber  
Condition: 3m VERTICAL  
Job No : 03623AT\03624AT  
Mode : 5210 Band edge  
: 5G WIFI 11AC80

		Cable	Ant	Preamp	Read		Limit	Over	
	Freq	Loss	Factor	Factor	Level	Level	Line	Limit	Remark
	MHz	dB	dB/m	dB	dBuV	dBuV/m	dBuV/m	dB	
1	5148.154	18.83	33.90	31.28	41.01	62.46	74.00	-11.54	Peak
2 p	5210.000	18.92	34.02	31.31	73.71	95.34	68.20	27.14	Peak
3	5359.467	19.12	34.44	31.39	38.25	60.42	74.00	-13.58	Peak



Test Mode: 11; Polarity: Vertical; Modulation:802.11ac; Bandwidth:80MHz; Channel: middle



Site : chamber  
Condition: 3m VERTICAL  
Job No : 03623AT\03624AT  
Mode : 5210 Band edge  
: 5G WIFI 11AC80

		Cable	Ant	Preamp	Read	Limit	Over	
Freq	Loss	Factor	Factor	Level	Level	Line	Limit	Remark
MHz	dB	dB/m	dB	dBuV	dBuV/m	dBuV/m	dB	
1 q 5146.363	18.83	33.91	31.28	28.78	50.24	54.00	-3.76	Average
2 5210.000	18.92	34.02	31.31	62.91	84.54	-----	-----	Average
3 5357.868	19.12	34.43	31.39	26.13	48.29	54.00	-5.71	Average

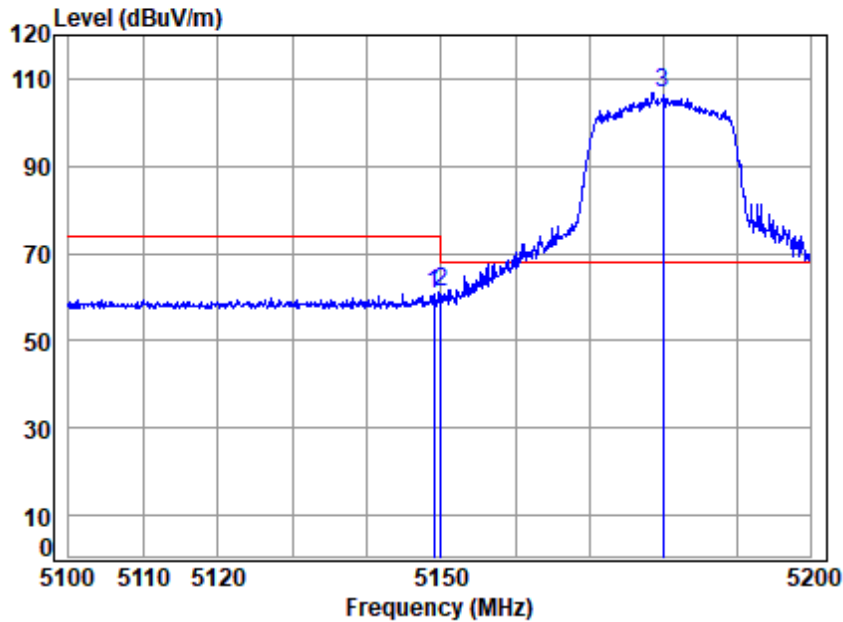
## SGS-CSTC Standards Technical Services Co., Ltd. Shenzhen Branch

SZEMC-TRF-01 Rev. A/1

Report No.: SZCR240900362305

Page: 132 of 334

Test Mode: 11; Polarity: Horizontal; Modulation:802.11ax(Full RU0); Bandwidth:20MHz; Channel: Low



Site : chamber  
Condition: 3m HORIZONTAL  
Job No : 03623AT\03624AT  
Mode : 5180 Band edge  
: 5G WIFI 11AX20

		Cable	Ant	Preamp	Read		Limit	Over	
	Freq	Loss	Factor	Factor	Level	Level	Line	Limit	Remark
	MHz	dB	dB/m	dB	dBuV	dBuV/m	dBuV/m	dB	
1	5148.958	18.83	33.90	31.28	39.33	60.78	74.00	-13.22	peak
2	5149.980	18.83	33.90	31.28	39.47	60.92	74.00	-13.08	peak
3 p	5180.000	18.88	33.96	31.30	85.28	106.82	68.20	38.62	peak



SGS-CSTC Standards Technical Services Co., Ltd.  
Shenzhen Branch

Unless otherwise agreed in writing, this document is issued by the Company subject to its General Conditions of Service printed overleaf, available on request or accessible at <https://www.sgs.com/en/Terms-and-Conditions>. Attention is drawn to the limitation of liability, indemnification and jurisdiction issues defined therein. Any holder of this document is advised that information contained hereon reflects the Company's findings at the time of its intervention only and within the limits of Client's instructions, if any. The Company's sole responsibility is to its Client and this document does not exonerate parties to a transaction from exercising all their rights and obligations under the transaction documents. This document cannot be reproduced except in full, without prior written approval of the Company. Any unauthorized alteration, forgery or falsification of the content or appearance of this document is unlawful and offenders may be prosecuted to the fullest extent of the law. Unless otherwise stated the results shown in this test report refer only to the sample(s) tested and such sample(s) are retained for 30 days only.

Attention: To check the authenticity of testing /inspection report & certificate, please contact us at telephone: (86-755) 8307 1443, or email: [CN.Doccheck@sgs.com](mailto:CN.Doccheck@sgs.com)

No.1 Workshop, M-10, Middle Section, Science & Technology Park, Nanshan District, Shenzhen, Guangdong, China 518057 t (86-755) 26012053 f (86-755) 26710594 www.sgs.com.cn  
中国·广东·深圳市南山区科技园中区M-10栋1号厂房 邮编: 518057 t (86-755) 26012053 f (86-755) 26710594 sgs.china@sgs.com



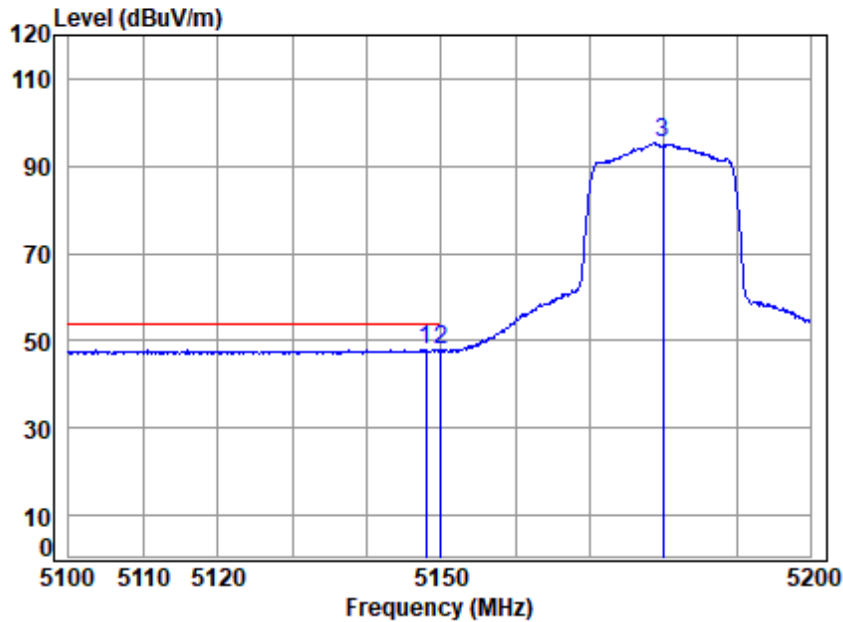
## SGS-CSTC Standards Technical Services Co., Ltd. Shenzhen Branch

SZEMC-TRF-01 Rev. A/1

Report No.: SZCR240900362305

Page: 133 of 334

Test Mode: 11; Polarity: Horizontal; Modulation: 802.11ax(Full RU0); Bandwidth: 20MHz; Channel: Low



Site : chamber  
Condition: 3m HORIZONTAL  
Job No : 03623AT\03624AT  
Mode : 5180 Band edge  
: 5G WIFI 11AX20

		Cable	Ant	Preamp	Read	Limit	Over	
Freq	Loss	Factor	Factor	Level	Level	Line	Limit	Remark
MHz	dB	dB/m	dB	dBuV	dBuV/m	dBuV/m	dB	
1 q 5147.958	18.83	33.90	31.28	26.54	47.99	54.00	-6.01	Average
2 5149.980	18.83	33.90	31.28	26.26	47.71	54.00	-6.29	Average
3 5180.000	18.88	33.96	31.30	73.86	95.40	-----	-----	Average



SGS-CSTC Standards Technical Services Co., Ltd.  
Shenzhen Branch

Unless otherwise agreed in writing, this document is issued by the Company subject to its General Conditions of Service printed overleaf, available on request or accessible at <https://www.sgs.com/en/Terms-and-Conditions>. Attention is drawn to the limitation of liability, indemnification and jurisdiction issues defined therein. Any holder of this document is advised that information contained hereon reflects the Company's findings at the time of its intervention only and within the limits of Client's instructions, if any. The Company's sole responsibility is to its Client and this document does not exonerate parties to a transaction from exercising all their rights and obligations under the transaction documents. This document cannot be reproduced except in full, without prior written approval of the Company. Any unauthorized alteration, forgery or falsification of the content or appearance of this document is unlawful and offenders may be prosecuted to the fullest extent of the law. Unless otherwise stated the results shown in this test report refer only to the sample(s) tested and such sample(s) are retained for 30 days only.

Attention: To check the authenticity of testing /inspection report & certificate, please contact us at telephone: (86-755) 8307 1443, or email: [CN.Doccheck@sgs.com](mailto:CN.Doccheck@sgs.com)

No.1 Workshop, M-10, Middle Section, Science & Technology Park, Nanshan District, Shenzhen, Guangdong, China 518057 t (86-755) 26012053 f (86-755) 26710594 www.sgs.com.cn  
中国·广东·深圳市南山区科技园中区M-10栋1号厂房 邮编: 518057 t (86-755) 26012053 f (86-755) 26710594 sgs.china@sgs.com

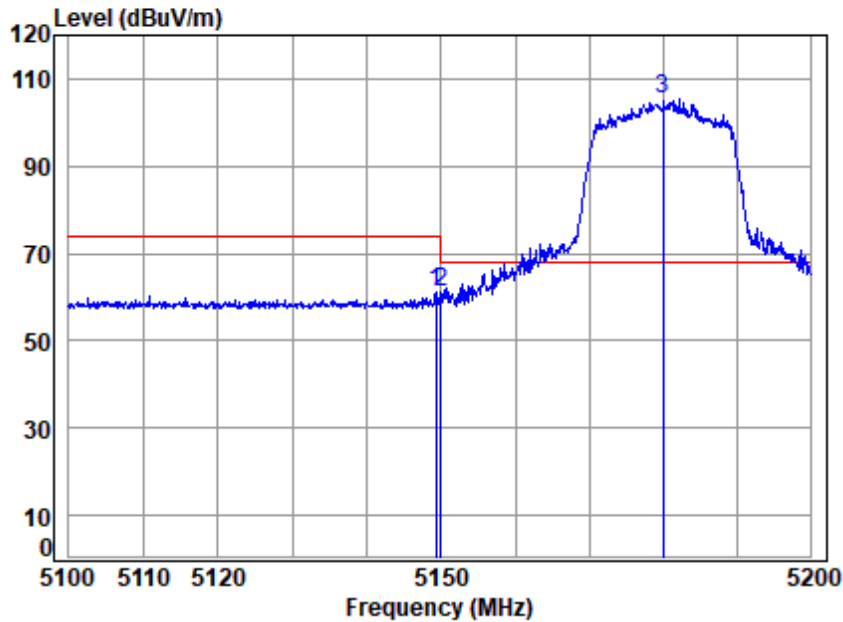
## SGS-CSTC Standards Technical Services Co., Ltd. Shenzhen Branch

SZEMC-TRF-01 Rev. A/1

Report No.: SZCR240900362305

Page: 134 of 334

Test Mode: 11; Polarity: Vertical; Modulation:802.11ax(Full RU0); Bandwidth:20MHz; Channel: Low



Site : chamber  
Condition: 3m VERTICAL  
Job No : 03623AT\03624AT  
Mode : 5180 Band edge  
: 5G WIFI 11AX20

		Cable	Ant	Preamp	Read		Limit	Over	
	Freq	Loss	Factor	Factor	Level	Level	Line	Limit	Remark
	MHz	dB	dB/m	dB	dBuV	dBuV/m	dBuV/m	dB	
1	5149.257	18.83	33.90	31.28	39.53	60.98	74.00	-13.02	Peak
2	5149.980	18.83	33.90	31.28	39.87	61.32	74.00	-12.68	Peak
3 p	5180.000	18.88	33.96	31.30	83.72	105.26	68.20	37.06	Peak



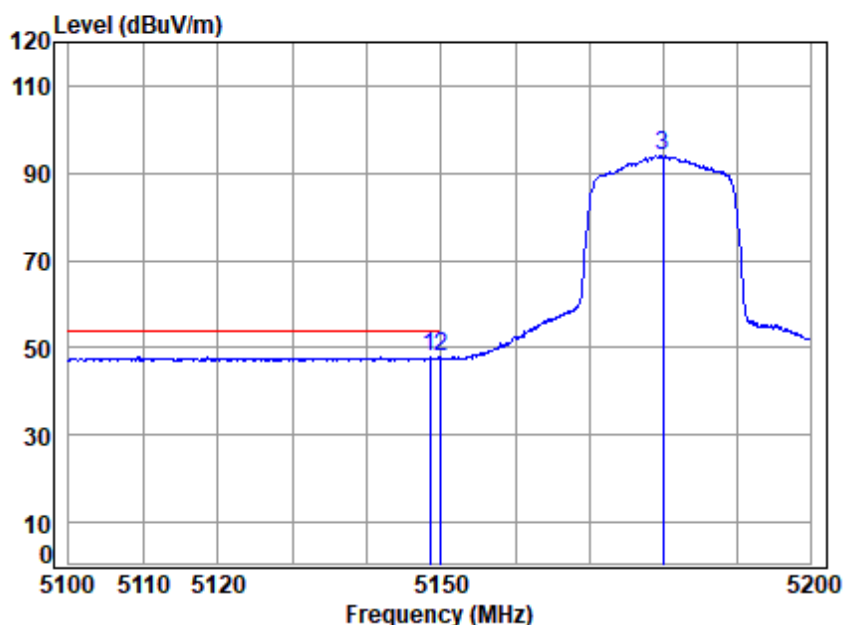
SGS-CSTC Standards Technical Services Co., Ltd.  
Shenzhen Branch

Unless otherwise agreed in writing, this document is issued by the Company subject to its General Conditions of Service printed overleaf, available on request or accessible at <https://www.sgs.com/en/Terms-and-Conditions>. Attention is drawn to the limitation of liability, indemnification and jurisdiction issues defined therein. Any holder of this document is advised that information contained hereon reflects the Company's findings at the time of its intervention only and within the limits of Client's instructions, if any. The Company's sole responsibility is to its Client and this document does not exonerate parties to a transaction from exercising all their rights and obligations under the transaction documents. This document cannot be reproduced except in full, without prior written approval of the Company. Any unauthorized alteration, forgery or falsification of the content or appearance of this document is unlawful and offenders may be prosecuted to the fullest extent of the law. Unless otherwise stated the results shown in this test report refer only to the sample(s) tested and such sample(s) are retained for 30 days only.

Attention: To check the authenticity of testing /inspection report & certificate, please contact us at telephone: (86-755) 8307 1443, or email: [CN.Doccheck@sgs.com](mailto:CN.Doccheck@sgs.com)

No.1 Workshop, M-10, Middle Section, Science & Technology Park, Nanshan District, Shenzhen, Guangdong, China 518057 t (86-755) 26012053 f (86-755) 26710594 www.sgs.com.cn  
中国·广东·深圳市南山区科技园中区M-10栋1号厂房 邮编: 518057 t (86-755) 26012053 f (86-755) 26710594 sgs.china@sgs.com

Test Mode: 11; Polarity: Vertical; Modulation:802.11ax(Full RU0); Bandwidth:20MHz; Channel: Low



Site : chamber  
Condition: 3m VERTICAL  
Job No : 03623AT\03624AT  
Mode : 5180 Band edge  
: 5G WIFI 11AX20

		Cable	Ant	Preamp	Read	Limit	Over	
	Freq	Loss	Factor	Factor	Level	Line	Limit	Remark
	MHz	dB	dB/m	dB	dBuV	dBuV/m	dBuV/m	dB
1	5148.458	18.83	33.90	31.28	26.41	47.86	54.00	-6.14 Average
2 q	5149.980	18.83	33.90	31.28	26.43	47.88	54.00	-6.12 Average
3	5180.000	18.88	33.96	31.30	72.44	93.98	-----	----- Average



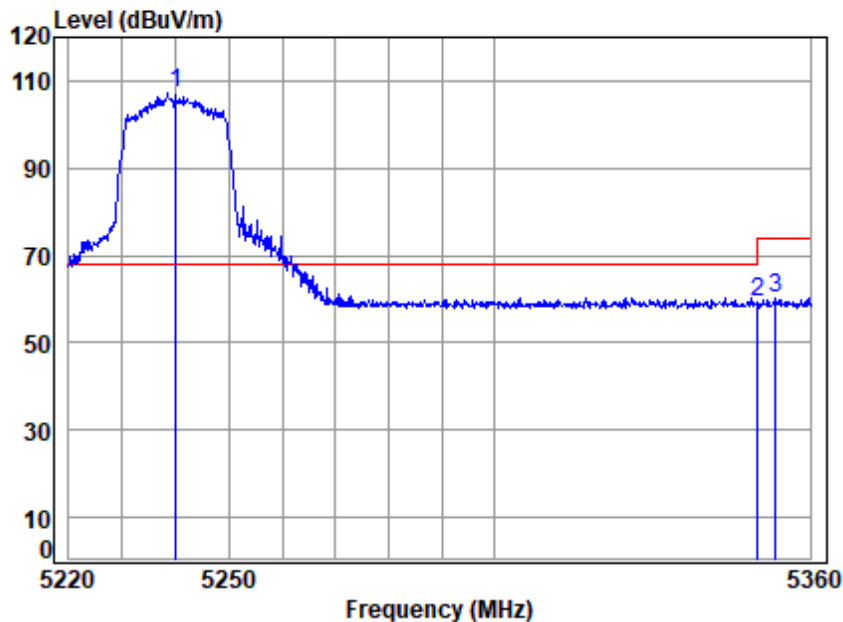
## SGS-CSTC Standards Technical Services Co., Ltd. Shenzhen Branch

SZEMC-TRF-01 Rev. A/1

Report No.: SZCR240900362305

Page: 136 of 334

Test Mode: 11; Polarity: Horizontal; Modulation: 802.11ax(Full RU0); Bandwidth: 20MHz; Channel: High



Site : chamber  
Condition: 3m HORIZONTAL  
Job No : 03623AT\03624AT  
Mode : 5240 Band edge  
: 5G WIFI 11AX20

		Cable	Ant	Preamp	Read		Limit	Over	
Freq		Loss	Factor	Factor	Level	Level	Line	Limit	Remark
MHz		dB	dB/m	dB	dBuV	dBuV/m	dBuV/m	dB	
1 p	5240.000	18.96	34.08	31.33	85.64	107.35	68.20	39.15	peak
2	5350.020	19.11	34.40	31.39	37.29	59.41	74.00	-14.59	peak
3	5353.479	19.11	34.41	31.39	38.17	60.30	74.00	-13.70	peak



Unless otherwise agreed in writing, this document is issued by the Company subject to its General Conditions of Service printed overleaf, available on request or accessible at <https://www.sgs.com/en/Terms-and-Conditions>. Attention is drawn to the limitation of liability, indemnification and jurisdiction issues defined therein. Any holder of this document is advised that information contained hereon reflects the Company's findings at the time of its intervention only and within the limits of Client's instructions, if any. The Company's sole responsibility is to its Client and this document does not exonerate parties to a transaction from exercising all their rights and obligations under the transaction documents. This document cannot be reproduced except in full, without prior written approval of the Company. Any unauthorized alteration, forgery or falsification of the content or appearance of this document is unlawful and offenders may be prosecuted to the fullest extent of the law. Unless otherwise stated the results shown in this test report refer only to the sample(s) tested and such sample(s) are retained for 30 days only.

Attention: To check the authenticity of testing /inspection report & certificate, please contact us at telephone: (86-755) 8307 1443, or email: [CN.Doccheck@sgs.com](mailto:CN.Doccheck@sgs.com)

SGS-CSTC Standards Technical Services Co., Ltd.  
Shenzhen Branch

No.1 Workshop, M-10, Middle Section, Science & Technology Park, Nanshan District, Shenzhen, Guangdong, China 518057 t (86-755) 26012053 f (86-755) 26710594 www.sgs.com.cn  
中国·广东·深圳市南山区科技园中区M-10栋1号厂房 邮编: 518057 t (86-755) 26012053 f (86-755) 26710594 sgs.china@sgs.com



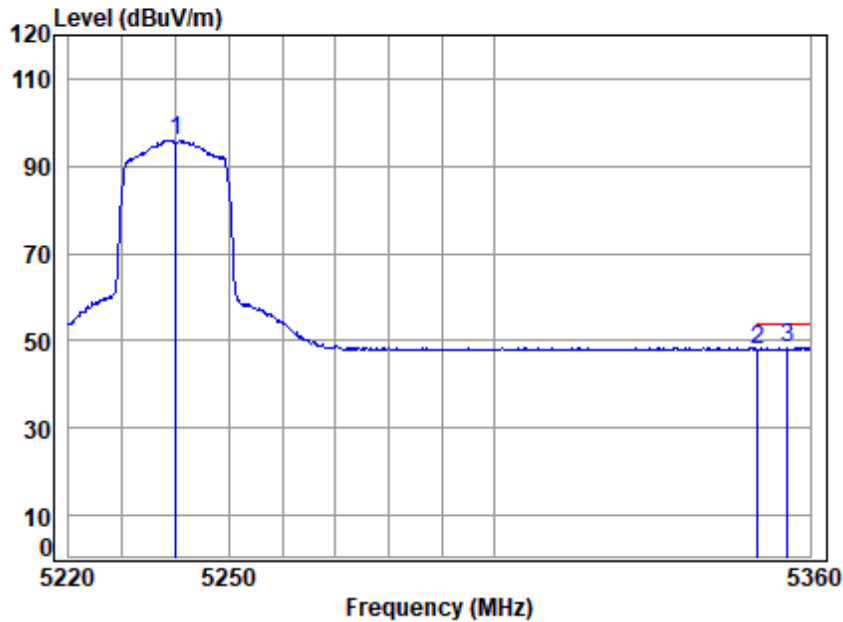
## SGS-CSTC Standards Technical Services Co., Ltd. Shenzhen Branch

SZEMC-TRF-01 Rev. A/1

Report No.: SZCR240900362305

Page: 137 of 334

Test Mode: 11; Polarity: Horizontal; Modulation:802.11ax(Full RU0); Bandwidth:20MHz; Channel: High



Site : chamber  
Condition: 3m HORIZONTAL  
Job No : 03623AT\03624AT  
Mode : 5240 Band edge  
: 5G WIFI 11AX20

		Cable	Ant	Preamp	Read	Limit	Over	
Freq		Loss	Factor	Factor	Level	Level	Line	Limit Remark
MHz		dB	dB/m	dB	dBuV	dBuV/m	dBuV/m	dB
1	5240.000	18.96	34.08	31.33	74.29	96.00	-----	----- Average
2	5350.020	19.11	34.40	31.39	25.80	47.92	54.00	-6.08 Average
3 q	5355.746	19.12	34.42	31.39	26.26	48.41	54.00	-5.59 Average



SGS-CSTC Standards Technical Services Co., Ltd.  
Shenzhen Branch Testing and Calibration Laboratory

Unless otherwise agreed in writing, this document is issued by the Company subject to its General Conditions of Service printed overleaf, available on request or accessible at <https://www.sgs.com/en/Terms-and-Conditions>. Attention is drawn to the limitation of liability, indemnification and jurisdiction issues defined therein. Any holder of this document is advised that information contained hereon reflects the Company's findings at the time of its intervention only and within the limits of Client's instructions, if any. The Company's sole responsibility is to its Client and this document does not exonerate parties to a transaction from exercising all their rights and obligations under the transaction documents. This document cannot be reproduced except in full, without prior written approval of the Company. Any unauthorized alteration, forgery or falsification of the content or appearance of this document is unlawful and offenders may be prosecuted to the fullest extent of the law. Unless otherwise stated the results shown in this test report refer only to the sample(s) tested and such sample(s) are retained for 30 days only.

Attention: To check the authenticity of testing /inspection report & certificate, please contact us at telephone: (86-755) 8307 1443, or email: [CN.Doccheck@sgs.com](mailto:CN.Doccheck@sgs.com)

No.1 Workshop, M-10, Middle Section, Science & Technology Park, Nanshan District, Shenzhen, Guangdong, China 518057 t (86-755) 26012053 f (86-755) 26710594 www.sgs.com.cn  
中国·广东·深圳市南山区科技园中区M-10栋1号厂房 邮编: 518057 t (86-755) 26012053 f (86-755) 26710594 sgs.china@sgs.com

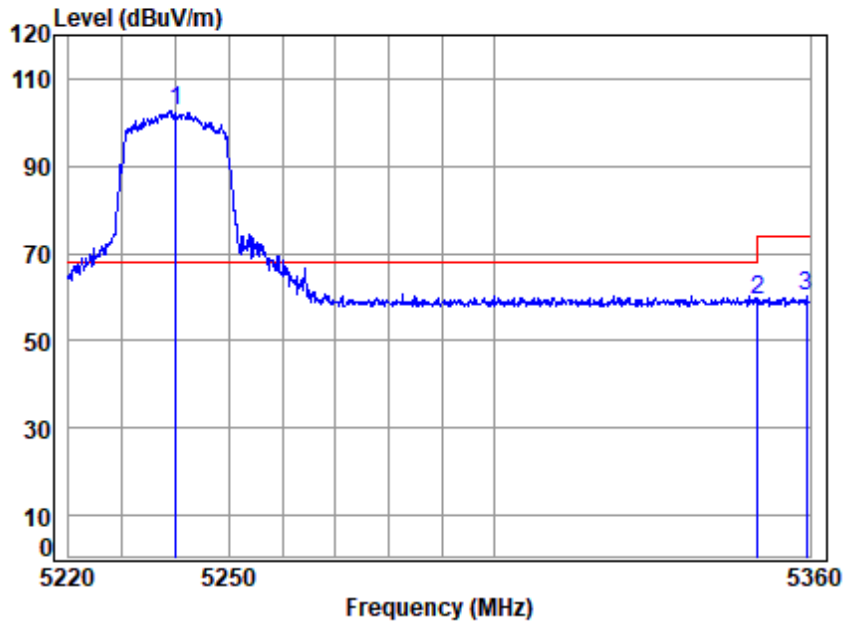
## SGS-CSTC Standards Technical Services Co., Ltd. Shenzhen Branch

SZEMC-TRF-01 Rev. A/1

Report No.: SZCR240900362305

Page: 138 of 334

Test Mode: 11; Polarity: Vertical; Modulation: 802.11ax(Full RU0); Bandwidth: 20MHz; Channel: High



Site : chamber  
Condition: 3m VERTICAL  
Job No : 03623AT\03624AT  
Mode : 5240 Band edge  
: 5G WIFI 11AX20

		Cable	Ant	Preamp	Read		Limit	Over	
Freq		Loss	Factor	Factor	Level	Level	Line	Limit	Remark
MHz		dB	dB/m	dB	dBuV	dBuV/m	dBuV/m	dB	
1 p	5240.000	18.96	34.08	31.33	80.84	102.55	68.20	34.35	Peak
2	5350.020	19.11	34.40	31.39	37.21	59.33	74.00	-14.67	Peak
3	5359.291	19.12	34.44	31.39	37.87	60.04	74.00	-13.96	Peak



SGS-CSTC Standards Technical Services Co., Ltd.  
Shenzhen Branch

Unless otherwise agreed in writing, this document is issued by the Company subject to its General Conditions of Service printed overleaf, available on request or accessible at <https://www.sgs.com/en/Terms-and-Conditions>. Attention is drawn to the limitation of liability, indemnification and jurisdiction issues defined therein. Any holder of this document is advised that information contained hereon reflects the Company's findings at the time of its intervention only and within the limits of Client's instructions, if any. The Company's sole responsibility is to its Client and this document does not exonerate parties to a transaction from exercising all their rights and obligations under the transaction documents. This document cannot be reproduced except in full, without prior written approval of the Company. Any unauthorized alteration, forgery or falsification of the content or appearance of this document is unlawful and offenders may be prosecuted to the fullest extent of the law. Unless otherwise stated the results shown in this test report refer only to the sample(s) tested and such sample(s) are retained for 30 days only.

Attention: To check the authenticity of testing /inspection report & certificate, please contact us at telephone: (86-755) 8307 1443, or email: [CN.Doccheck@sgs.com](mailto:CN.Doccheck@sgs.com)

No.1 Workshop, M-10, Middle Section, Science & Technology Park, Nanshan District, Shenzhen, Guangdong, China 518057 t (86-755) 26012053 f (86-755) 26710594 www.sgsgroup.com.cn  
中国·广东·深圳市南山区科技园中区M-10栋1号厂房 邮编: 518057 t (86-755) 26012053 f (86-755) 26710594 sgs.china@sgs.com

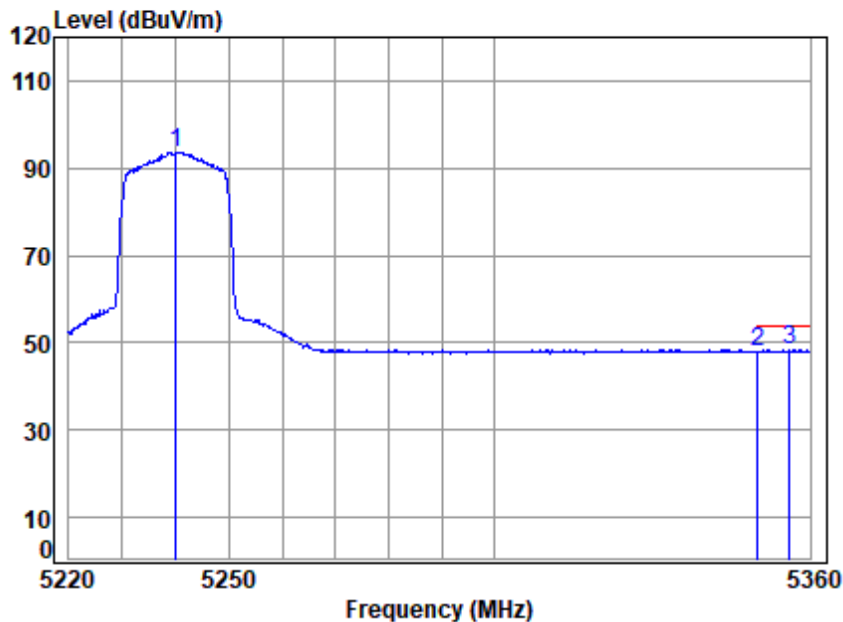
## SGS-CSTC Standards Technical Services Co., Ltd. Shenzhen Branch

SZEMC-TRF-01 Rev. A/1

Report No.: SZCR240900362305

Page: 139 of 334

Test Mode: 11; Polarity: Vertical; Modulation: 802.11ax(Full RU0); Bandwidth: 20MHz; Channel: High



Site : chamber  
Condition: 3m VERTICAL  
Job No : 03623AT\03624AT  
Mode : 5240 Band edge  
: 5G WIFI 11AX20

		Cable	Ant	Preamp	Read	Limit	Over	
	Freq	Loss	Factor	Factor	Level	Level	Line	Limit Remark
	MHz	dB	dB/m	dB	dBuV	dBuV/m	dBuV/m	dB
1	5240.000	18.96	34.08	31.33	72.00	93.71	-----	----- Average
2	5350.020	19.11	34.40	31.39	25.94	48.06	54.00	-5.94 Average
3 q	5356.029	19.12	34.42	31.39	26.30	48.45	54.00	-5.55 Average



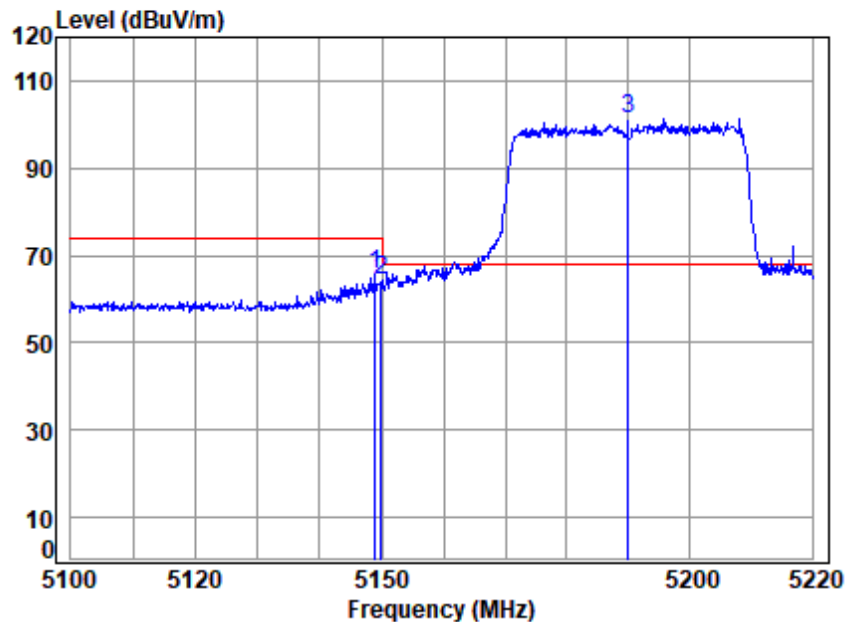
Unless otherwise agreed in writing, this document is issued by the Company subject to its General Conditions of Service printed overleaf, available on request or accessible at <https://www.sgs.com/en/Terms-and-Conditions>. Attention is drawn to the limitation of liability, indemnification and jurisdiction issues defined therein. Any holder of this document is advised that information contained hereon reflects the Company's findings at the time of its intervention only and within the limits of Client's instructions, if any. The Company's sole responsibility is to its Client and this document does not exonerate parties to a transaction from exercising all their rights and obligations under the transaction documents. This document cannot be reproduced except in full, without prior written approval of the Company. Any unauthorized alteration, forgery or falsification of the content or appearance of this document is unlawful and offenders may be prosecuted to the fullest extent of the law. Unless otherwise stated the results shown in this test report refer only to the sample(s) tested and such sample(s) are retained for 30 days only.

Attention: To check the authenticity of testing /inspection report & certificate, please contact us at telephone: (86-755) 8307 1443, or email: [CN.Doccheck@sgs.com](mailto:CN.Doccheck@sgs.com)

SGS-CSTC Standards Technical Services Co., Ltd.  
Shenzhen Branch Inspection & Testing Laboratory

No.1 Workshop, M-10, Middle Section, Science & Technology Park, Nanshan District, Shenzhen, Guangdong, China 518057 t (86-755) 26012053 f (86-755) 26710594 www.sgs.com.cn  
中国·广东·深圳市南山区科技园中区M-10栋1号厂房 邮编: 518057 t (86-755) 26012053 f (86-755) 26710594 sgs.china@sgs.com

Test Mode: 11; Polarity: Horizontal; Modulation:802.11ax(Full RU0); Bandwidth:40MHz; Channel: Low



Site : chamber  
Condition: 3m HORIZONTAL  
Job No : 03623AT\03624AT  
Mode : 5190 Band edge  
: 5G WIFI 11AX40

		Cable	Ant	Preamp	Read	Limit	Over	
	Freq	Loss	Factor	Factor	Level	Line	Limit	Remark
	MHz	dB	dB/m	dB	dBuV	dBuV/m	dBuV/m	dB
1	5148.863	18.83	33.90	31.28	44.40	65.85	74.00	-8.15 peak
2	5149.980	18.83	33.90	31.28	42.70	64.15	74.00	-9.85 peak
3 p	5190.000	18.89	33.98	31.30	79.77	101.34	68.20	33.14 peak





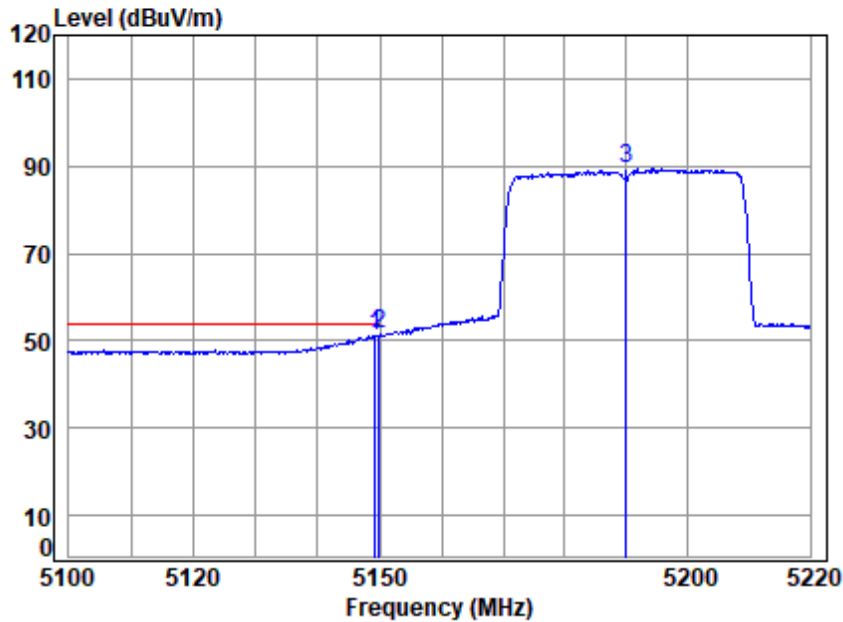
## SGS-CSTC Standards Technical Services Co., Ltd. Shenzhen Branch

SZEMC-TRF-01 Rev. A/1

Report No.: SZCR240900362305

Page: 141 of 334

Test Mode: 11; Polarity: Horizontal; Modulation:802.11ax(Full RU0); Bandwidth:40MHz; Channel: Low



Site : chamber  
Condition: 3m HORIZONTAL  
Job No : 03623AT\03624AT  
Mode : 5190 Band edge  
: 5G WIFI 11AX40

		Cable	Ant	Preamp	Read	Limit	Over	
Freq	Loss	Factor	Factor	Level	Level	Line	Limit	Remark
MHz	dB	dB/m	dB	dBuV	dBuV/m	dBuV/m	dB	
1	5149.342	18.83	33.90	31.28	29.79	51.24	54.00	-2.76 Average
2 q	5149.980	18.83	33.90	31.28	30.00	51.45	54.00	-2.55 Average
3	5190.000	18.89	33.98	31.30	67.97	89.54	-----	----- Average



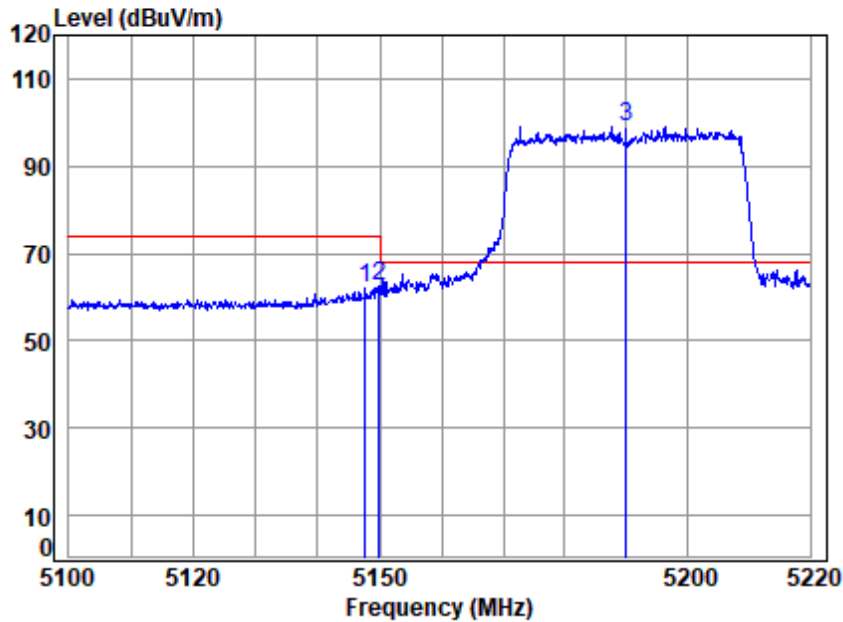
SGS-CSTC Standards Technical Services Co., Ltd.  
Shenzhen Branch Testing and Calibration Laboratory

Unless otherwise agreed in writing, this document is issued by the Company subject to its General Conditions of Service printed overleaf, available on request or accessible at <https://www.sgs.com/en/Terms-and-Conditions>. Attention is drawn to the limitation of liability, indemnification and jurisdiction issues defined therein. Any holder of this document is advised that information contained hereon reflects the Company's findings at the time of its intervention only and within the limits of Client's instructions, if any. The Company's sole responsibility is to its Client and this document does not exonerate parties to a transaction from exercising all their rights and obligations under the transaction documents. This document cannot be reproduced except in full, without prior written approval of the Company. Any unauthorized alteration, forgery or falsification of the content or appearance of this document is unlawful and offenders may be prosecuted to the fullest extent of the law. Unless otherwise stated the results shown in this test report refer only to the sample(s) tested and such sample(s) are retained for 30 days only.

Attention: To check the authenticity of testing /inspection report & certificate, please contact us at telephone: (86-755) 8307 1443, or email: [CN.Doccheck@sgs.com](mailto:CN.Doccheck@sgs.com)

No.1 Workshop, M-10, Middle Section, Science & Technology Park, Nanshan District, Shenzhen, Guangdong, China 518057 t (86-755) 26012053 f (86-755) 26710594 www.sgs.com.cn  
中国·广东·深圳市南山区科技园中区M-10栋1号厂房 邮编: 518057 t (86-755) 26012053 f (86-755) 26710594 sgs.china@sgs.com

Test Mode: 11; Polarity: Vertical; Modulation:802.11ax(Full RU0); Bandwidth:40MHz; Channel: Low



Site : chamber  
Condition: 3m VERTICAL  
Job No : 03623AT\03624AT  
Mode : 5190 Band edge  
: 5G WIFI 11AX40

		Cable	Ant	Preamp	Read	Limit	Over	
	Freq	Loss	Factor	Factor	Level	Line	Limit	Remark
	MHz	dB	dB/m	dB	dBuV	dBuV/m	dBuV/m	dB
1	5147.666	18.83	33.90	31.28	40.63	62.08	74.00	-11.92 Peak
2	5149.980	18.83	33.90	31.28	40.98	62.43	74.00	-11.57 Peak
3 p	5190.000	18.89	33.98	31.30	77.61	99.18	68.20	30.98 Peak



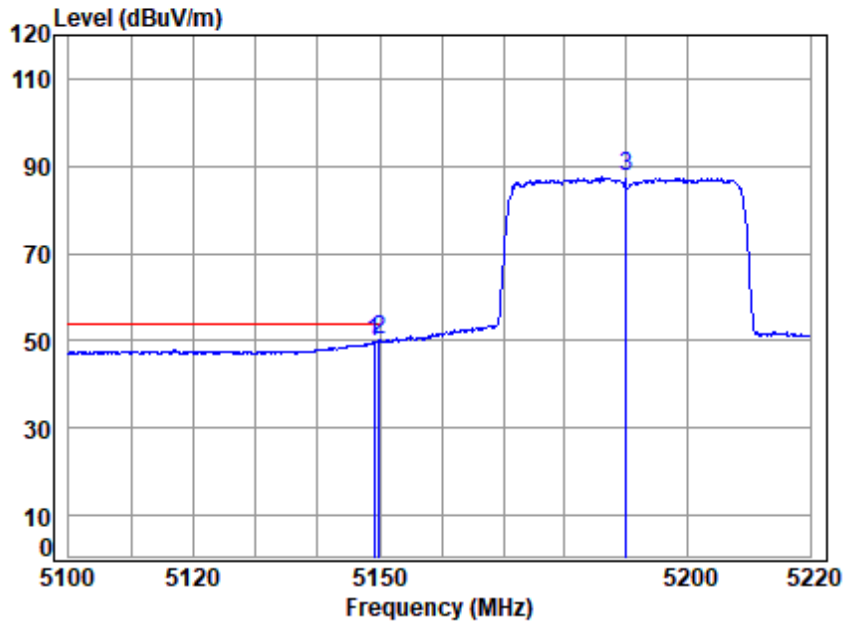
## SGS-CSTC Standards Technical Services Co., Ltd. Shenzhen Branch

SZEMC-TRF-01 Rev. A/1

Report No.: SZCR240900362305

Page: 143 of 334

Test Mode: 11; Polarity: Vertical; Modulation:802.11ax(Full RU0); Bandwidth:40MHz; Channel: Low



Site : chamber  
Condition: 3m VERTICAL  
Job No : 03623AT\03624AT  
Mode : 5190 Band edge  
: 5G WIFI 11AX40

		Cable	Ant	Preamp	Read	Limit	Over	
	Freq	Loss	Factor	Factor	Level	Line	Limit	Remark
	MHz	dB	dB/m	dB	dBuV	dBuV/m	dBuV/m	dB
1	5149.102	18.83	33.90	31.28	28.16	49.61	54.00	-4.39 Average
2 q	5149.980	18.83	33.90	31.28	28.71	50.16	54.00	-3.84 Average
3	5190.000	18.89	33.98	31.30	65.88	87.45	-----	----- Average



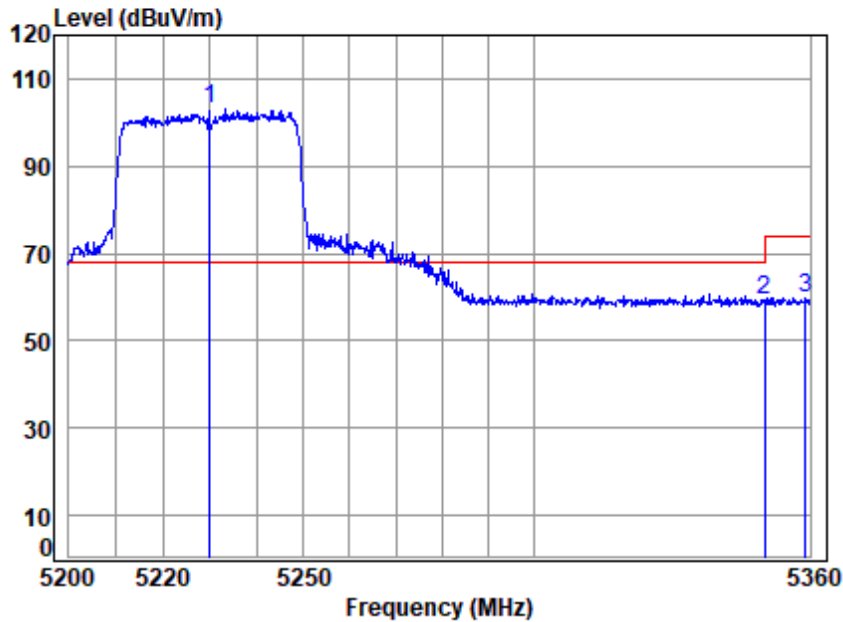
SGS-CSTC Standards Technical Services Co., Ltd.  
Shenzhen Branch Testing & Calibration Laboratory

Unless otherwise agreed in writing, this document is issued by the Company subject to its General Conditions of Service printed overleaf, available on request or accessible at <https://www.sgs.com/en/Terms-and-Conditions>. Attention is drawn to the limitation of liability, indemnification and jurisdiction issues defined therein. Any holder of this document is advised that information contained hereon reflects the Company's findings at the time of its intervention only and within the limits of Client's instructions, if any. The Company's sole responsibility is to its Client and this document does not exonerate parties to a transaction from exercising all their rights and obligations under the transaction documents. This document cannot be reproduced except in full, without prior written approval of the Company. Any unauthorized alteration, forgery or falsification of the content or appearance of this document is unlawful and offenders may be prosecuted to the fullest extent of the law. Unless otherwise stated the results shown in this test report refer only to the sample(s) tested and such sample(s) are retained for 30 days only.

Attention: To check the authenticity of testing /inspection report & certificate, please contact us at telephone: (86-755) 8307 1443, or email: [CN.Doccheck@sgs.com](mailto:CN.Doccheck@sgs.com)

No.1 Workshop, M-10, Middle Section, Science & Technology Park, Nanshan District, Shenzhen, Guangdong, China 518057 t (86-755) 26012053 f (86-755) 26710594 www.sgs.com.cn  
中国·广东·深圳市南山区科技园中区M-10栋1号厂房 邮编: 518057 t (86-755) 26012053 f (86-755) 26710594 sgs.china@sgs.com

Test Mode: 11; Polarity: Horizontal; Modulation:802.11ax(Full RU0); Bandwidth:40MHz; Channel: High



Site : chamber  
Condition: 3m HORIZONTAL  
Job No : 03623AT\03624AT  
Mode : 5230 Band edge  
: 5G WIFI 11AX40

		Cable	Ant	Preamp	Read		Limit	Over	
	Freq	Loss	Factor	Factor	Level	Level	Line	Limit	Remark
	MHz	dB	dB/m	dB	dBuV	dBuV/m	dBuV/m	dB	
1 p	5230.000	18.95	34.06	31.32	81.20	102.89	68.20	34.69	peak
2	5350.020	19.11	34.40	31.39	37.28	59.40	74.00	-14.60	peak
3	5359.025	19.12	34.44	31.39	37.72	59.89	74.00	-14.11	peak





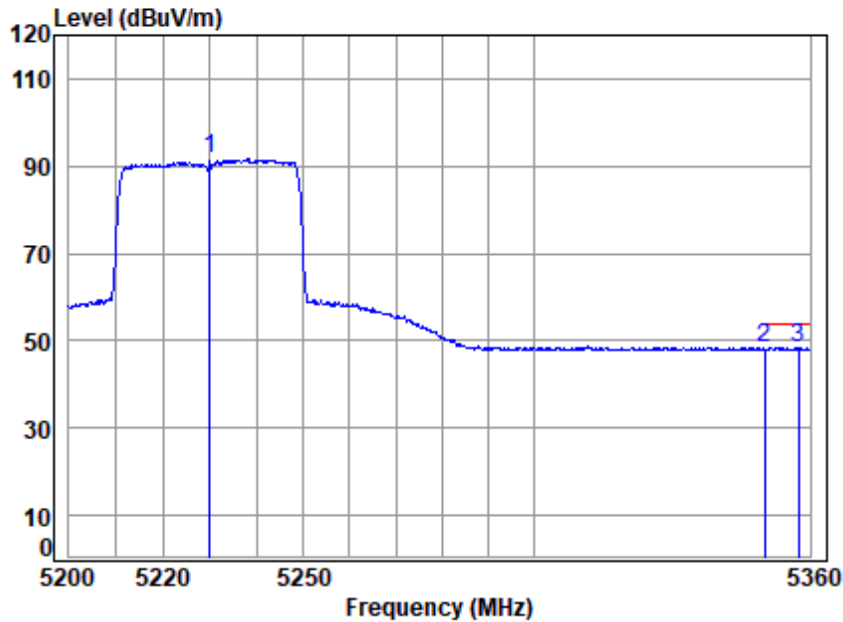
## SGS-CSTC Standards Technical Services Co., Ltd. Shenzhen Branch

SZEMC-TRF-01 Rev. A/1

Report No.: SZCR240900362305

Page: 145 of 334

Test Mode: 11; Polarity: Horizontal; Modulation:802.11ax(Full RU0); Bandwidth:40MHz; Channel: High



Site : chamber  
Condition: 3m HORIZONTAL  
Job No : 03623AT\03624AT  
Mode : 5230 Band edge  
: 5G WIFI 11AX40

		Cable	Ant	Preamp	Read	Limit	Over	
Freq		Loss	Factor	Factor	Level	Level	Line	Limit Remark
MHz		dB	dB/m	dB	dBuV	dBuV/m	dBuV/m	dB
1	5230.000	18.95	34.06	31.32	69.88	91.57	-----	----- Average
2	5350.020	19.11	34.40	31.39	26.03	48.15	54.00	-5.85 Average
3 q	5357.564	19.12	34.43	31.39	26.24	48.40	54.00	-5.60 Average



SGS-CSTC Standards Technical Services Co., Ltd.  
Shenzhen Branch

Unless otherwise agreed in writing, this document is issued by the Company subject to its General Conditions of Service printed overleaf, available on request or accessible at <https://www.sgs.com/en/Terms-and-Conditions>. Attention is drawn to the limitation of liability, indemnification and jurisdiction issues defined therein. Any holder of this document is advised that information contained hereon reflects the Company's findings at the time of its intervention only and within the limits of Client's instructions, if any. The Company's sole responsibility is to its Client and this document does not exonerate parties to a transaction from exercising all their rights and obligations under the transaction documents. This document cannot be reproduced except in full, without prior written approval of the Company. Any unauthorized alteration, forgery or falsification of the content or appearance of this document is unlawful and offenders may be prosecuted to the fullest extent of the law. Unless otherwise stated the results shown in this test report refer only to the sample(s) tested and such sample(s) are retained for 30 days only.

Attention: To check the authenticity of testing /inspection report & certificate, please contact us at telephone: (86-755) 8307 1443, or email: [CN.Doccheck@sgs.com](mailto:CN.Doccheck@sgs.com)

No.1 Workshop, M-10, Middle Section, Science & Technology Park, Nanshan District, Shenzhen, Guangdong, China 518057 t (86-755) 26012053 f (86-755) 26710594 www.sgs.com.cn  
中国·广东·深圳市南山区科技园中区M-10栋1号厂房 邮编: 518057 t (86-755) 26012053 f (86-755) 26710594 sgs.china@sgs.com

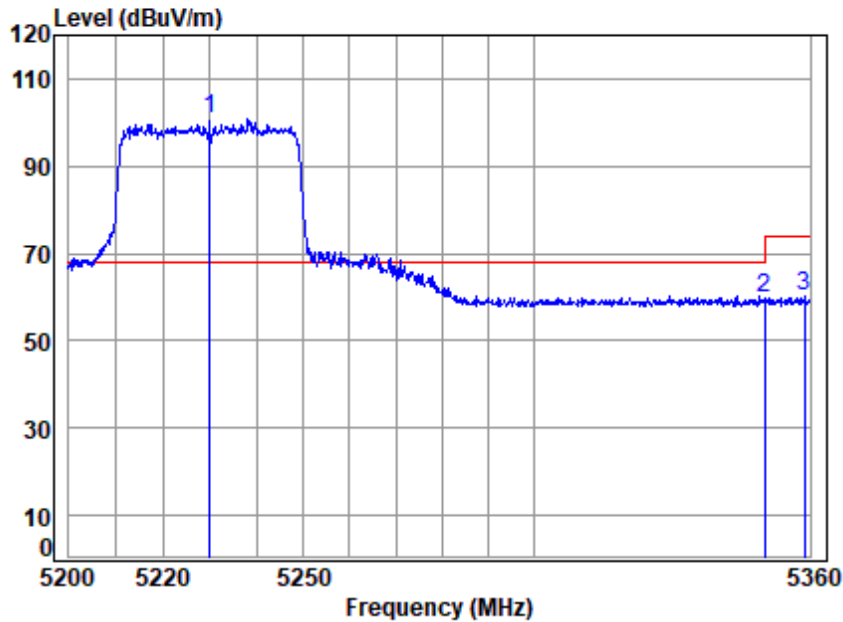
## SGS-CSTC Standards Technical Services Co., Ltd. Shenzhen Branch

SZEMC-TRF-01 Rev. A/1

Report No.: SZCR240900362305

Page: 146 of 334

Test Mode: 11; Polarity: Vertical; Modulation: 802.11ax(Full RU0); Bandwidth: 40MHz; Channel: High



Site : chamber  
Condition: 3m VERTICAL  
Job No : 03623AT\03624AT  
Mode : 5230 Band edge  
: 5G WIFI 11AX40

		Cable	Ant	Preamp	Read		Limit	Over	
Freq		Loss	Factor	Factor	Level	Level	Line	Limit	Remark
MHz		dB	dB/m	dB	dBuV	dBuV/m	dBuV/m	dB	
1 p	5230.000	18.95	34.06	31.32	79.20	100.89	68.20	32.69	Peak
2	5350.020	19.11	34.40	31.39	37.60	59.72	74.00	-14.28	Peak
3	5358.701	19.12	34.43	31.39	37.86	60.02	74.00	-13.98	Peak



Unless otherwise agreed in writing, this document is issued by the Company subject to its General Conditions of Service printed overleaf, available on request or accessible at <https://www.sgs.com/en/Terms-and-Conditions>. Attention is drawn to the limitation of liability, indemnification and jurisdiction issues defined therein. Any holder of this document is advised that information contained hereon reflects the Company's findings at the time of its intervention only and within the limits of Client's instructions, if any. The Company's sole responsibility is to its Client and this document does not exonerate parties to a transaction from exercising all their rights and obligations under the transaction documents. This document cannot be reproduced except in full, without prior written approval of the Company. Any unauthorized alteration, forgery or falsification of the content or appearance of this document is unlawful and offenders may be prosecuted to the fullest extent of the law. Unless otherwise stated the results shown in this test report refer only to the sample(s) tested and such sample(s) are retained for 30 days only.

Attention: To check the authenticity of testing /inspection report & certificate, please contact us at telephone: (86-755) 8307 1443, or email: [CN.Doccheck@sgs.com](mailto:CN.Doccheck@sgs.com)

SGS-CSTC Standards Technical Services Co., Ltd.  
Shenzhen Branch Testing & Calibration Laboratory

No.1 Workshop, M-10, Middle Section, Science & Technology Park, Nanshan District, Shenzhen, Guangdong, China 518057 t (86-755) 26012053 f (86-755) 26710594 www.sgs.com.cn  
中国·广东·深圳市南山区科技园中区M-10栋1号厂房 邮编: 518057 t (86-755) 26012053 f (86-755) 26710594 sgs.china@sgs.com

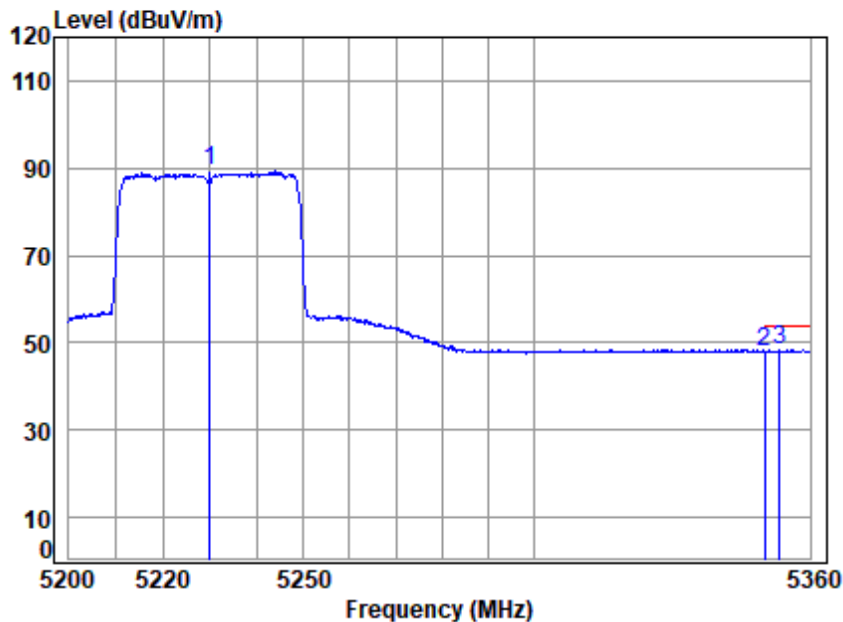
## SGS-CSTC Standards Technical Services Co., Ltd. Shenzhen Branch

SZEMC-TRF-01 Rev. A/1

Report No.: SZCR240900362305

Page: 147 of 334

Test Mode: 11; Polarity: Vertical; Modulation:802.11ax(Full RU0); Bandwidth:40MHz; Channel: High



Site : chamber  
Condition: 3m VERTICAL  
Job No : 03623AT\03624AT  
Mode : 5230 Band edge  
: 5G WIFI 11AX40

		Cable	Ant	Preamp	Read	Limit	Over	
Freq	Loss	Factor	Factor	Level	Level	Line	Limit	Remark
MHz	dB	dB/m	dB	dBuV	dBuV/m	dBuV/m	dB	
1 5230.000	18.95	34.06	31.32	67.53	89.22	-----	-----	Average
2 5350.020	19.11	34.40	31.39	25.87	47.99	54.00	-6.01	Average
3 q 5353.344	19.11	34.41	31.39	26.34	48.47	54.00	-5.53	Average



SGS-CSTC Standards Technical Services Co., Ltd.  
Shenzhen Branch

Unless otherwise agreed in writing, this document is issued by the Company subject to its General Conditions of Service printed overleaf, available on request or accessible at <https://www.sgs.com/en/Terms-and-Conditions>. Attention is drawn to the limitation of liability, indemnification and jurisdiction issues defined therein. Any holder of this document is advised that information contained hereon reflects the Company's findings at the time of its intervention only and within the limits of Client's instructions, if any. The Company's sole responsibility is to its Client and this document does not exonerate parties to a transaction from exercising all their rights and obligations under the transaction documents. This document cannot be reproduced except in full, without prior written approval of the Company. Any unauthorized alteration, forgery or falsification of the content or appearance of this document is unlawful and offenders may be prosecuted to the fullest extent of the law. Unless otherwise stated the results shown in this test report refer only to the sample(s) tested and such sample(s) are retained for 30 days only.

Attention: To check the authenticity of testing /inspection report & certificate, please contact us at telephone: (86-755) 8307 1443, or email: [CN.Doccheck@sgs.com](mailto:CN.Doccheck@sgs.com)

No.1 Workshop, M-10, Middle Section, Science & Technology Park, Nanshan District, Shenzhen, Guangdong, China 518057 t (86-755) 26012053 f (86-755) 26710594 www.sgs.com.cn  
中国·广东·深圳市南山区科技园中区M-10栋1号厂房 邮编: 518057 t (86-755) 26012053 f (86-755) 26710594 sgs.china@sgs.com

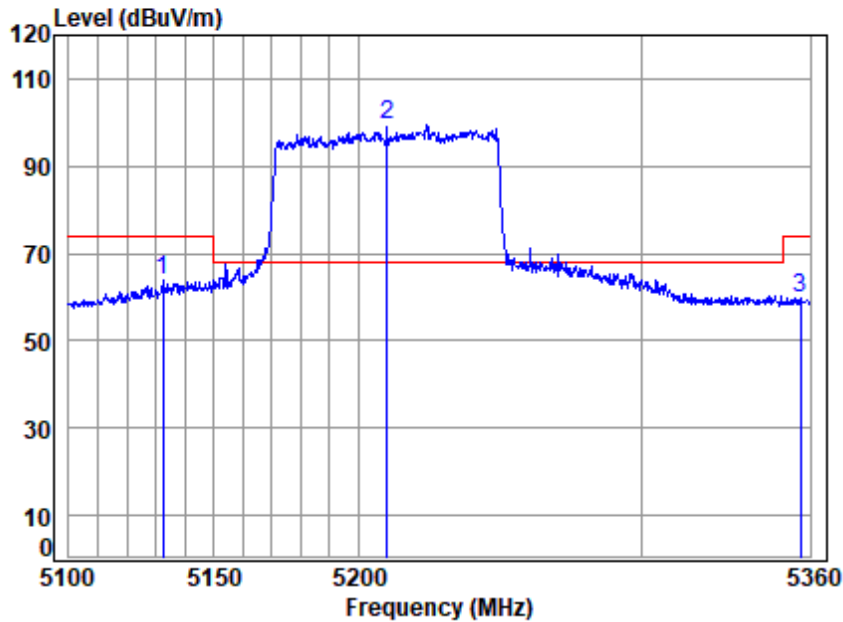
## SGS-CSTC Standards Technical Services Co., Ltd. Shenzhen Branch

SZEMC-TRF-01 Rev. A/1

Report No.: SZCR240900362305

Page: 148 of 334

Test Mode: 11; Polarity: Horizontal; Modulation: 802.11ax(Full RU0); Bandwidth: 80MHz; Channel: middle



Site : chamber  
Condition: 3m HORIZONTAL  
Job No : 03623AT\03624AT  
Mode : 5210 Band edge  
: 5G WIFI 11AX80

		Cable	Ant	Preamp	Read		Limit	Over	
	Freq	Loss	Factor	Factor	Level	Level	Line	Limit	Remark
	MHz	dB	dB/m	dB	dBuV	dBuV/m	dBuV/m	dB	
1	5132.308	18.81	33.94	31.27	42.26	63.74	74.00	-10.26	peak
2 p	5210.000	18.92	34.02	31.31	77.71	99.34	68.20	31.14	peak
3	5356.537	19.12	34.43	31.39	37.69	59.85	74.00	-14.15	peak



SGS-CSTC Standards Technical Services Co., Ltd.  
Shenzhen Branch Inspection & Testing Services Laboratory

Unless otherwise agreed in writing, this document is issued by the Company subject to its General Conditions of Service printed overleaf, available on request or accessible at <https://www.sgs.com/en/Terms-and-Conditions>. Attention is drawn to the limitation of liability, indemnification and jurisdiction issues defined therein. Any holder of this document is advised that information contained hereon reflects the Company's findings at the time of its intervention only and within the limits of Client's instructions, if any. The Company's sole responsibility is to its Client and this document does not exonerate parties to a transaction from exercising all their rights and obligations under the transaction documents. This document cannot be reproduced except in full, without prior written approval of the Company. Any unauthorized alteration, forgery or falsification of the content or appearance of this document is unlawful and offenders may be prosecuted to the fullest extent of the law. Unless otherwise stated the results shown in this test report refer only to the sample(s) tested and such sample(s) are retained for 30 days only.

Attention: To check the authenticity of testing /inspection report & certificate, please contact us at telephone: (86-755) 8307 1443, or email: [CN.Doccheck@sgs.com](mailto:CN.Doccheck@sgs.com)

No.1 Workshop, M-10, Middle Section, Science & Technology Park, Nanshan District, Shenzhen, Guangdong, China 518057 t (86-755) 26012053 f (86-755) 26710594 www.sgs.com.cn  
中国·广东·深圳市南山区科技园中区M-10栋1号厂房 邮编: 518057 t (86-755) 26012053 f (86-755) 26710594 sgs.china@sgs.com



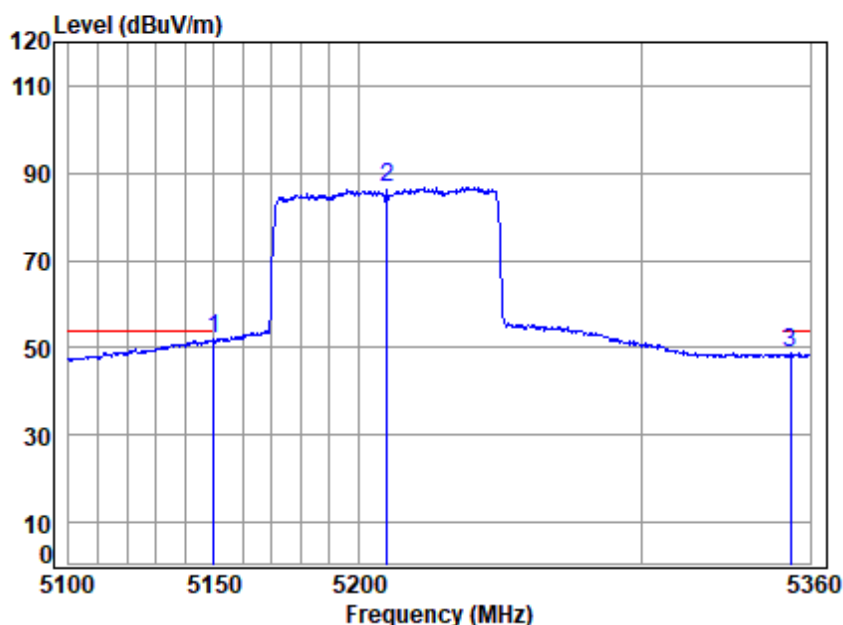
## SGS-CSTC Standards Technical Services Co., Ltd. Shenzhen Branch

SZEMC-TRF-01 Rev. A/1

Report No.: SZCR240900362305

Page: 149 of 334

Test Mode: 11; Polarity: Horizontal; Modulation: 802.11ax(Full RU0); Bandwidth: 80MHz; Channel: middle



Site : chamber  
Condition: 3m HORIZONTAL  
Job No : 03623AT\03624AT  
Mode : 5210 Band edge  
: 5G WIFI 11AX80

		Cable	Ant	Preamp	Read	Limit	Over	
Freq	Loss	Factor	Factor	Level	Level	Line	Limit	Remark
MHz	dB	dB/m	dB	dBuV	dBuV/m	dBuV/m	dB	
1 q 5149.690	18.83	33.90	31.28	30.48	51.93	54.00	-2.07	Average
2 5210.000	18.92	34.02	31.31	65.17	86.80	-----	-----	Average
3 5353.075	19.11	34.41	31.39	26.64	48.77	54.00	-5.23	Average



SGS-CSTC Standards Technical Services Co., Ltd.  
Shenzhen Branch Testing and Calibration Laboratory

Unless otherwise agreed in writing, this document is issued by the Company subject to its General Conditions of Service printed overleaf, available on request or accessible at <https://www.sgs.com/en/Terms-and-Conditions>. Attention is drawn to the limitation of liability, indemnification and jurisdiction issues defined therein. Any holder of this document is advised that information contained hereon reflects the Company's findings at the time of its intervention only and within the limits of Client's instructions, if any. The Company's sole responsibility is to its Client and this document does not exonerate parties to a transaction from exercising all their rights and obligations under the transaction documents. This document cannot be reproduced except in full, without prior written approval of the Company. Any unauthorized alteration, forgery or falsification of the content or appearance of this document is unlawful and offenders may be prosecuted to the fullest extent of the law. Unless otherwise stated the results shown in this test report refer only to the sample(s) tested and such sample(s) are retained for 30 days only.

Attention: To check the authenticity of testing /inspection report & certificate, please contact us at telephone: (86-755) 8307 1443, or email: [CN.Doccheck@sgs.com](mailto:CN.Doccheck@sgs.com)

No.1 Workshop, M-10, Middle Section, Science & Technology Park, Nanshan District, Shenzhen, Guangdong, China 518057 t (86-755) 26012053 f (86-755) 26710594 www.sgs.com.cn  
中国·广东·深圳市南山区科技园中区M-10栋1号厂房 邮编: 518057 t (86-755) 26012053 f (86-755) 26710594 sgs.china@sgs.com

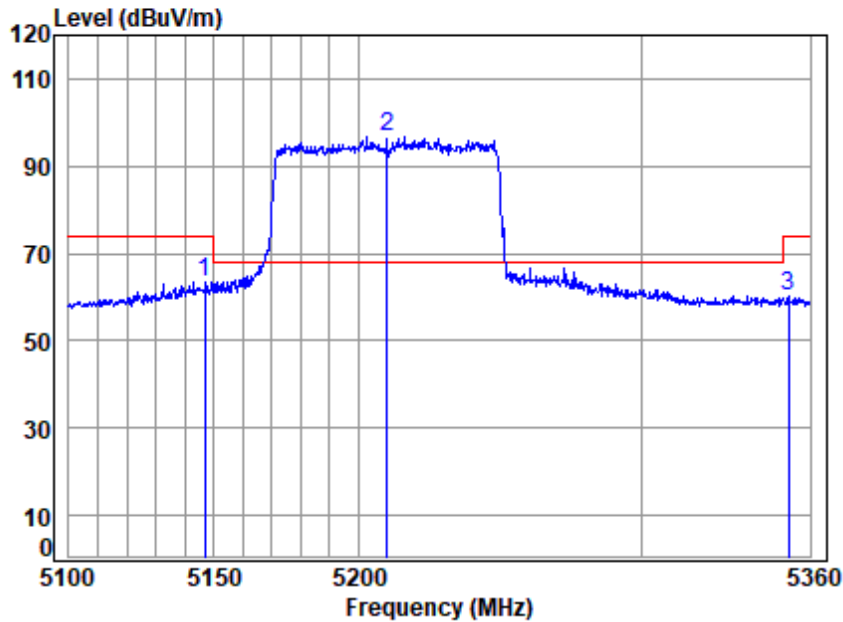
## SGS-CSTC Standards Technical Services Co., Ltd. Shenzhen Branch

SZEMC-TRF-01 Rev. A/1

Report No.: SZCR240900362305

Page: 150 of 334

Test Mode: 11; Polarity: Vertical; Modulation: 802.11ax(Full RU0); Bandwidth: 80MHz; Channel: middle



Site : chamber  
Condition: 3m VERTICAL  
Job No : 03623AT\03624AT  
Mode : 5210 Band edge  
: 5G WIFI 11AX80

		Cable	Ant	Preamp	Read		Limit	Over	
Freq		Loss	Factor	Factor	Level	Level	Line	Limit	Remark
MHz		dB	dB/m	dB	dBuV	dBuV/m	dBuV/m	dB	
1	5146.875	18.83	33.91	31.28	42.09	63.55	74.00	-10.45	Peak
2 p	5210.000	18.92	34.02	31.31	74.98	96.61	68.20	28.41	Peak
3	5352.276	19.11	34.41	31.39	37.96	60.09	74.00	-13.91	Peak



SGS-CSTC Standards Technical Services Co., Ltd.  
Shenzhen Branch Inspection & Testing Services

Unless otherwise agreed in writing, this document is issued by the Company subject to its General Conditions of Service printed overleaf, available on request or accessible at <https://www.sgs.com/en/Terms-and-Conditions>. Attention is drawn to the limitation of liability, indemnification and jurisdiction issues defined therein. Any holder of this document is advised that information contained hereon reflects the Company's findings at the time of its intervention only and within the limits of Client's instructions, if any. The Company's sole responsibility is to its Client and this document does not exonerate parties to a transaction from exercising all their rights and obligations under the transaction documents. This document cannot be reproduced except in full, without prior written approval of the Company. Any unauthorized alteration, forgery or falsification of the content or appearance of this document is unlawful and offenders may be prosecuted to the fullest extent of the law. Unless otherwise stated the results shown in this test report refer only to the sample(s) tested and such sample(s) are retained for 30 days only.

Attention: To check the authenticity of testing /inspection report & certificate, please contact us at telephone: (86-755) 8307 1443, or email: [CN.Doccheck@sgs.com](mailto:CN.Doccheck@sgs.com)

No.1 Workshop, M-10, Middle Section, Science & Technology Park, Nanshan District, Shenzhen, Guangdong, China 518057 t (86-755) 26012053 f (86-755) 26710594 www.sgs.com.cn  
中国·广东·深圳市南山区科技园中区M-10栋1号厂房 邮编: 518057 t (86-755) 26012053 f (86-755) 26710594 sgs.china@sgs.com

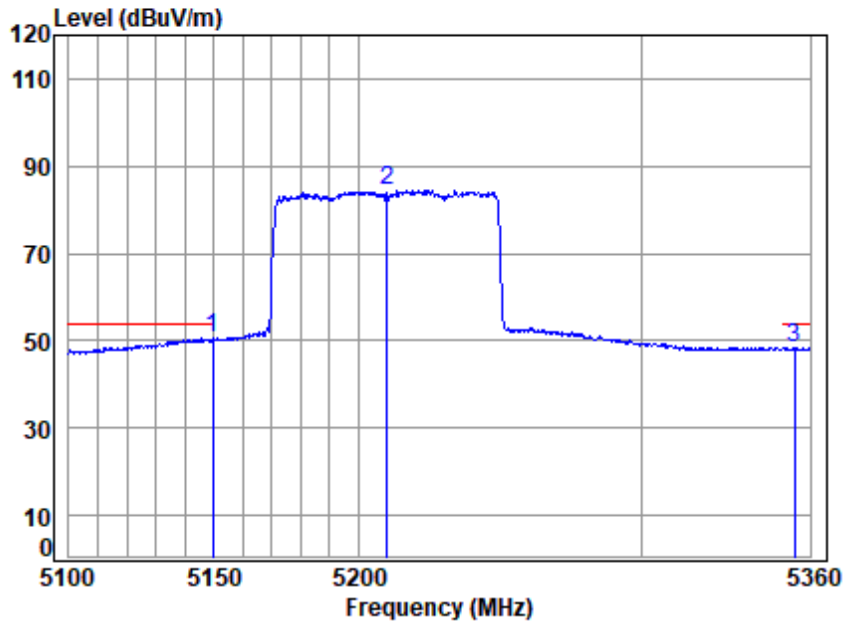
## SGS-CSTC Standards Technical Services Co., Ltd. Shenzhen Branch

SZEMC-TRF-01 Rev. A/1

Report No.: SZCR240900362305

Page: 151 of 334

Test Mode: 11; Polarity: Vertical; Modulation:802.11ax(Full RU0); Bandwidth:80MHz; Channel: middle



Site : chamber  
Condition: 3m VERTICAL  
Job No : 03623AT\03624AT  
Mode : 5210 Band edge  
: 5G WIFI 11AX80

		Cable	Ant	Preamp	Read	Limit	Over	
Freq	Loss	Factor	Factor	Level	Level	Line	Limit	Remark
MHz	dB	dB/m	dB	dBuV	dBuV/m	dBuV/m	dB	
1 q 5149.435	18.83	33.90	31.28	29.18	50.63	54.00	-3.37	Average
2 5210.000	18.92	34.02	31.31	62.82	84.45	-----	-----	Average
3 5354.406	19.12	34.42	31.39	26.26	48.41	54.00	-5.59	Average



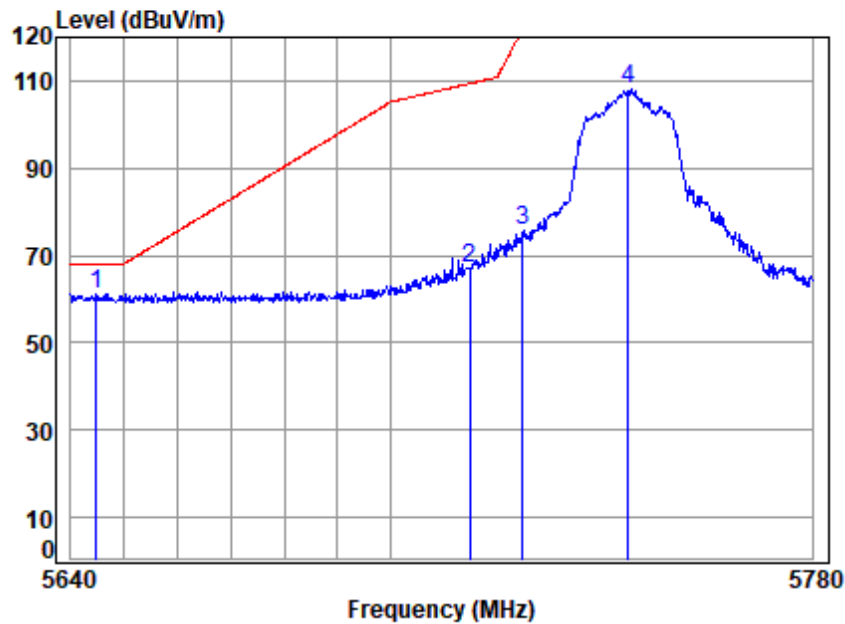
SGS-CSTC Standards Technical Services Co., Ltd.  
Shenzhen Branch Inspection & Testing Laboratory

Unless otherwise agreed in writing, this document is issued by the Company subject to its General Conditions of Service printed overleaf, available on request or accessible at <https://www.sgs.com/en/Terms-and-Conditions>. Attention is drawn to the limitation of liability, indemnification and jurisdiction issues defined therein. Any holder of this document is advised that information contained hereon reflects the Company's findings at the time of its intervention only and within the limits of Client's instructions, if any. The Company's sole responsibility is to its Client and this document does not exonerate parties to a transaction from exercising all their rights and obligations under the transaction documents. This document cannot be reproduced except in full, without prior written approval of the Company. Any unauthorized alteration, forgery or falsification of the content or appearance of this document is unlawful and offenders may be prosecuted to the fullest extent of the law. Unless otherwise stated the results shown in this test report refer only to the sample(s) tested and such sample(s) are retained for 30 days only.

Attention: To check the authenticity of testing /inspection report & certificate, please contact us at telephone: (86-755) 8307 1443, or email: [CN.Doccheck@sgs.com](mailto:CN.Doccheck@sgs.com)

No.1 Workshop, M-10, Middle Section, Science & Technology Park, Nanshan District, Shenzhen, Guangdong, China 518057 t (86-755) 26012053 f (86-755) 26710594 www.sgs.com.cn  
中国·广东·深圳市南山区科技园中区M-10栋1号厂房 邮编: 518057 t (86-755) 26012053 f (86-755) 26710594 sgs.china@sgs.com

Test Mode: 12; Polarity: Horizontal; Modulation:802.11a; Bandwidth:20MHz; Channel: Low



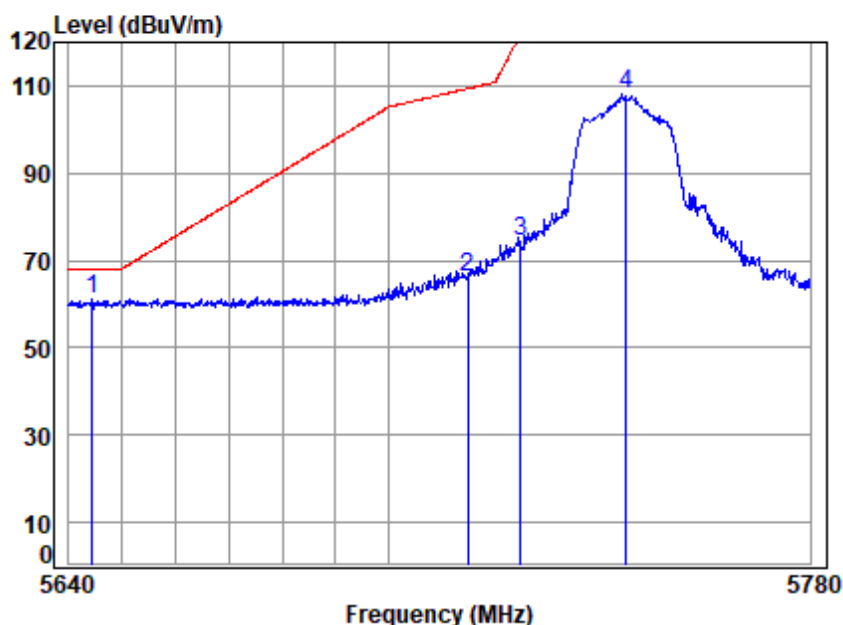
Site : chamber  
Condition: 3m HORIZONTAL  
Job No : 03623AT\03624AT  
Mode : 5745 Band edge  
: 5G WIFI 11A

		Cable	Ant	Preamp	Read	Limit	Over	
Freq		Loss	Factor	Factor	Level	Level	Line	Limit Remark
MHz		dB	dB/m	dB	dBuV	dBuV/m	dBuV/m	dB
1 p	5644.704	19.41	34.43	31.53	38.88	61.19	68.20	-7.01 peak
2	5715.000	19.45	34.27	31.57	44.71	66.86	109.40	-42.54 peak
3	5725.000	19.46	34.25	31.57	53.54	75.68	122.20	-46.52 peak
4	5745.000	19.47	34.21	31.58	85.95	108.05	-----	----- peak





Test Mode: 12; Polarity: Vertical; Modulation:802.11a; Bandwidth:20MHz; Channel: Low

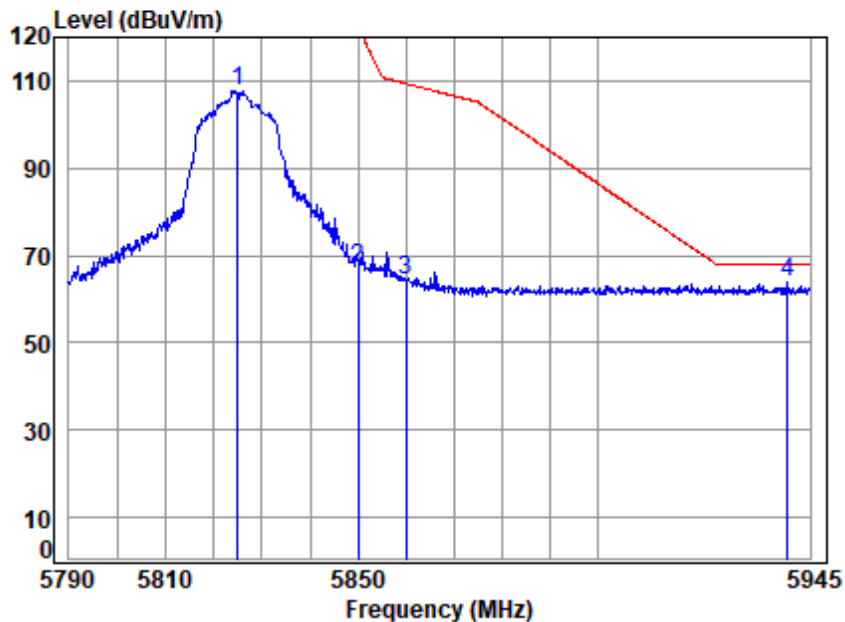


Site : chamber  
Condition: 3m VERTICAL  
Job No : 03623AT\03624AT  
Mode : 5745 Band edge  
: 5G WIFI 11A

		Cable	Ant	Preamp	Read	Limit	Over	
	Freq	Loss	Factor	Factor	Level	Level	Line	Limit Remark
	MHz	dB	dB/m	dB	dBuV	dBuV/m	dBuV/m	dB
1 p	5644.427	19.41	34.43	31.53	38.95	61.26	68.20	-6.94 peak
2	5715.000	19.45	34.27	31.57	44.23	66.38	109.40	-43.02 peak
3	5725.000	19.46	34.25	31.57	52.08	74.22	122.20	-47.98 peak
4	5745.000	19.47	34.21	31.58	86.06	108.16	-----	----- peak



Test Mode: 12; Polarity: Horizontal; Modulation:802.11a; Bandwidth:20MHz; Channel: High

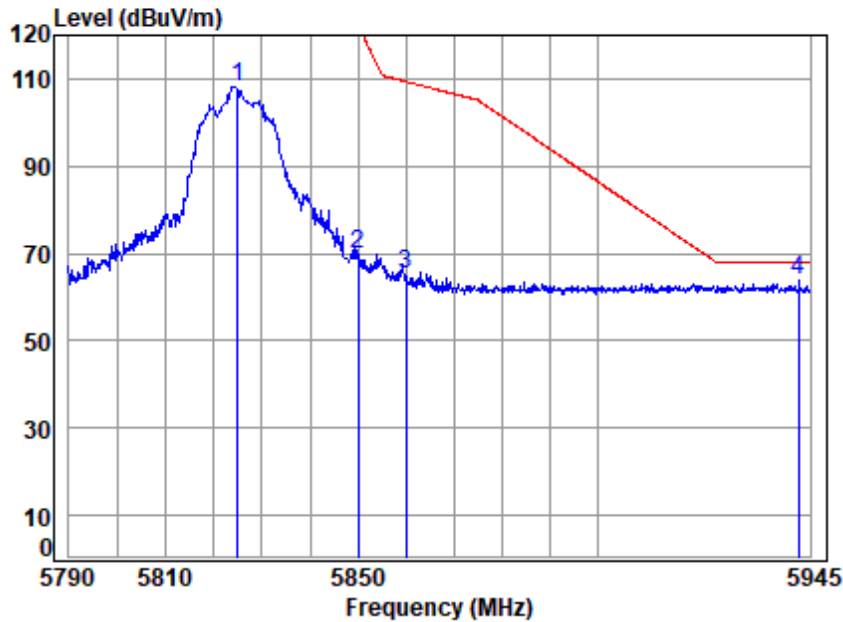


Site : chamber  
Condition: 3m HORIZONTAL  
Job No : 03623AT\03624AT  
Mode : 5825 Band edge  
: 5G WIFI 11A

		Cable	Ant	Preamp	Read		Limit	Over	
Freq		Loss	Factor	Factor	Level	Level	Line	Limit	Remark
MHz		dB	dB/m	dB	dBuV	dBuV/m	dBuV/m	dB	
1	5825.000	19.52	34.35	31.62	85.64	107.89	-----	-----	peak
2	5850.000	19.54	34.40	31.63	44.75	67.06	122.20	-55.14	peak
3	5860.000	19.54	34.44	31.64	41.92	64.26	109.40	-45.14	peak
4 p	5940.133	19.59	34.68	31.67	41.48	64.08	68.20	-4.12	peak



Test Mode: 12; Polarity: Vertical; Modulation:802.11a; Bandwidth:20MHz; Channel: High



Site : chamber  
Condition: 3m VERTICAL  
Job No : 03623AT\03624AT  
Mode : 5825 Band edge  
: 5G WIFI 11A

		Cable	Ant	Preamp	Read	Limit	Over	
Freq		Loss	Factor	Factor	Level	Level	Line	Limit Remark
MHz		dB	dB/m	dB	dBuV	dBuV/m	dBuV/m	dB
1	5825.000	19.52	34.35	31.62	86.08	108.33	-----	----- peak
2	5850.000	19.54	34.40	31.63	47.41	69.72	122.20	-52.48 peak
3	5860.000	19.54	34.44	31.64	42.82	65.16	109.40	-44.24 peak
4 p	5942.645	19.59	34.69	31.67	41.41	64.02	68.20	-4.18 peak



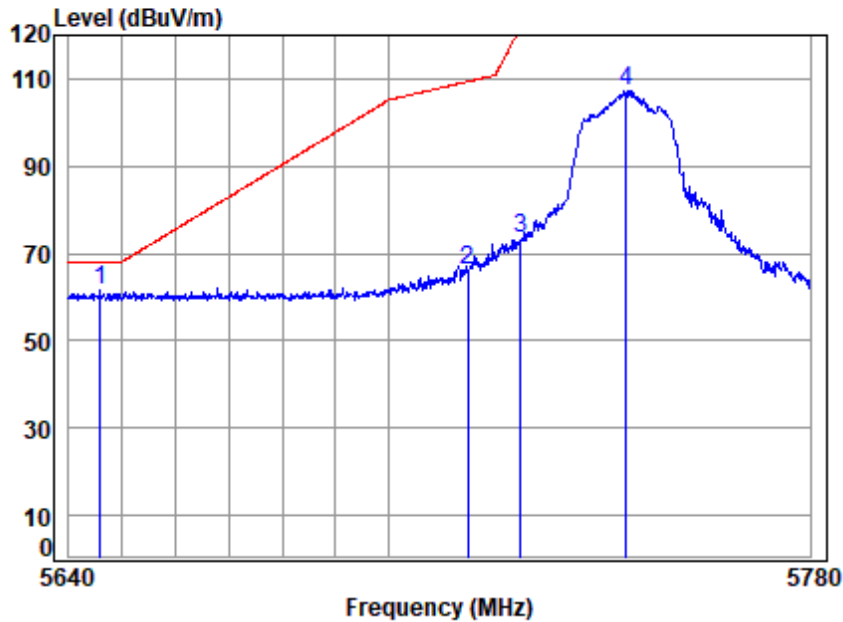
## SGS-CSTC Standards Technical Services Co., Ltd. Shenzhen Branch

SZEMC-TRF-01 Rev. A/1

Report No.: SZCR240900362305

Page: 156 of 334

Test Mode: 12; Polarity: Horizontal; Modulation:802.11n; Bandwidth:20MHz; Channel: Low



Site : chamber  
Condition: 3m HORIZONTAL  
Job No : 03623AT\03624AT  
Mode : 5745 Band edge  
: 5G WIFI 11N20

		Cable	Ant	Preamp	Read	Limit	Over	
	Freq	Loss	Factor	Factor	Level	Level	Line	Limit Remark
	MHz	dB	dB/m	dB	dBuV	dBuV/m	dBuV/m	dB
1 p	5645.811	19.41	34.43	31.53	39.07	61.38	68.20	-6.82 peak
2	5715.000	19.45	34.27	31.57	44.12	66.27	109.40	-43.13 peak
3	5725.000	19.46	34.25	31.57	51.37	73.51	122.20	-48.69 peak
4	5745.000	19.47	34.21	31.58	85.32	107.42	-----	----- peak



SGS-CSTC Standards Technical Services Co., Ltd.  
Shenzhen Branch

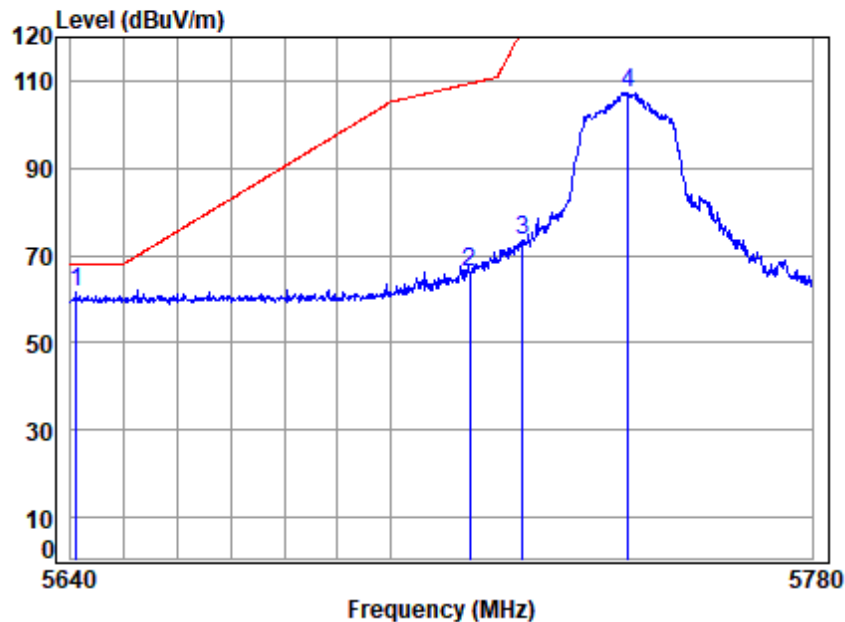
Unless otherwise agreed in writing, this document is issued by the Company subject to its General Conditions of Service printed overleaf, available on request or accessible at <https://www.sgs.com/en/Terms-and-Conditions>. Attention is drawn to the limitation of liability, indemnification and jurisdiction issues defined therein. Any holder of this document is advised that information contained hereon reflects the Company's findings at the time of its intervention only and within the limits of Client's instructions, if any. The Company's sole responsibility is to its Client and this document does not exonerate parties to a transaction from exercising all their rights and obligations under the transaction documents. This document cannot be reproduced except in full, without prior written approval of the Company. Any unauthorized alteration, forgery or falsification of the content or appearance of this document is unlawful and offenders may be prosecuted to the fullest extent of the law. Unless otherwise stated the results shown in this test report refer only to the sample(s) tested and such sample(s) are retained for 30 days only.

Attention: To check the authenticity of testing /inspection report & certificate, please contact us at telephone: (86-755) 8307 1443, or email: [CN.Doccheck@sgs.com](mailto:CN.Doccheck@sgs.com)

No.1 Workshop, M-10, Middle Section, Science & Technology Park, Nanshan District, Shenzhen, Guangdong, China 518057 t (86-755) 26012053 f (86-755) 26710594 www.sgs.com.cn  
中国·广东·深圳市南山区科技园中区M-10栋1号厂房 邮编: 518057 t (86-755) 26012053 f (86-755) 26710594 sgs.china@sgs.com



Test Mode: 12; Polarity: Vertical; Modulation:802.11n; Bandwidth:20MHz; Channel: Low

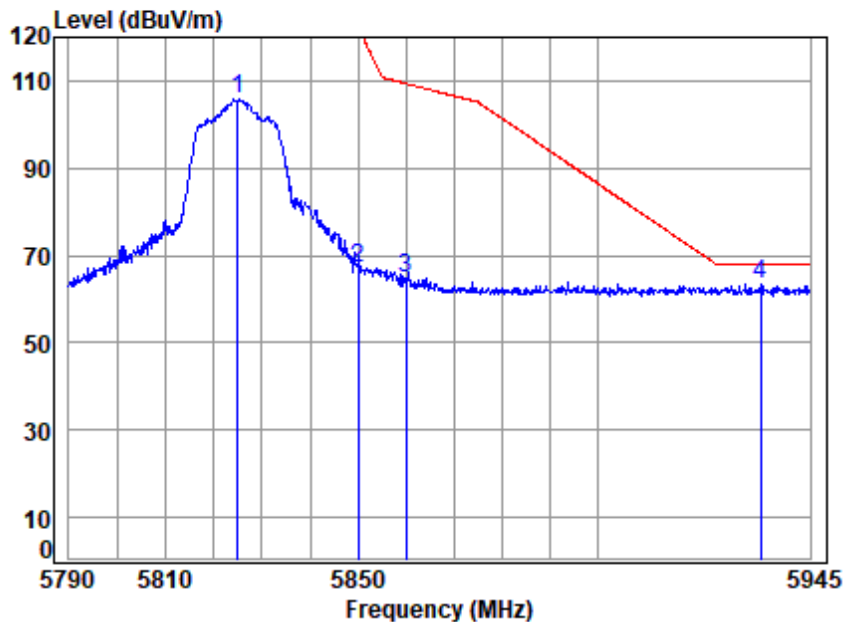


Site : chamber  
Condition: 3m VERTICAL  
Job No : 03623AT\03624AT  
Mode : 5745 Band edge  
: 5G WIFI 11N20

		Cable	Ant	Preamp	Read	Limit	Over	
	Freq	Loss	Factor	Factor	Level	Level	Line	Limit Remark
	MHz	dB	dB/m	dB	dBuV	dBuV/m	dBuV/m	dB
1 p	5641.106	19.40	34.45	31.53	39.25	61.57	68.20	-6.63 peak
2	5715.000	19.45	34.27	31.57	43.97	66.12	109.40	-43.28 peak
3	5725.000	19.46	34.25	31.57	51.39	73.53	122.20	-48.67 peak
4	5745.000	19.47	34.21	31.58	85.30	107.40	-----	----- peak



Test Mode: 12; Polarity: Horizontal; Modulation: 802.11n; Bandwidth: 20MHz; Channel: High

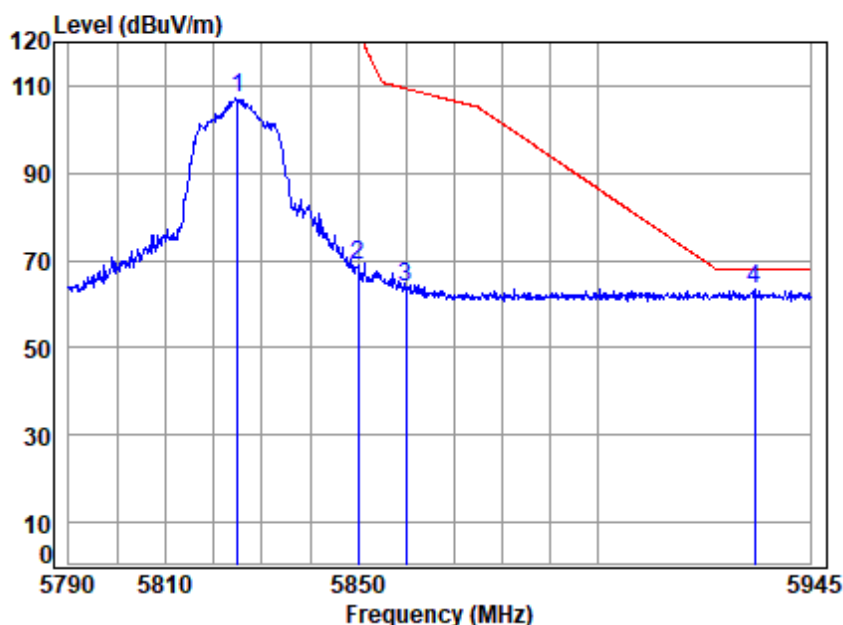


Site : chamber  
Condition: 3m HORIZONTAL  
Job No : 03623AT\03624AT  
Mode : 5825 Band edge  
: 5G WIFI 11N20

		Cable	Ant	Preamp	Read		Limit	Over	
Freq		Loss	Factor	Factor	Level	Level	Line	Limit	Remark
MHz		dB	dB/m	dB	dBuV	dBuV/m	dBuV/m	dB	
1	5825.000	19.52	34.35	31.62	83.78	106.03	-----	-----	peak
2	5850.000	19.54	34.40	31.63	44.69	67.00	122.20	-55.20	peak
3	5860.000	19.54	34.44	31.64	42.60	64.94	109.40	-44.46	peak
4 p	5934.486	19.59	34.67	31.67	40.78	63.37	68.20	-4.83	peak



Test Mode: 12; Polarity: Vertical; Modulation:802.11n; Bandwidth:20MHz; Channel: High

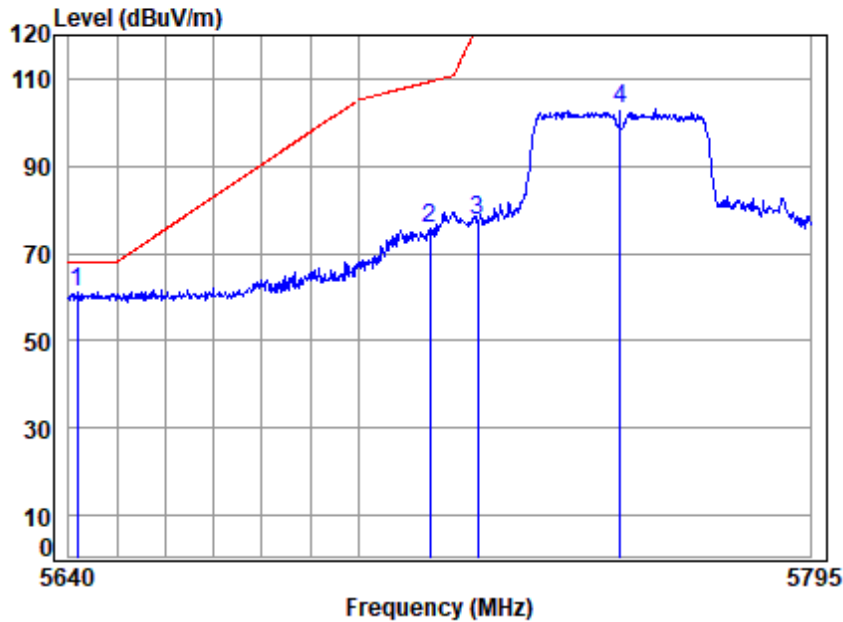


Site : chamber  
Condition: 3m VERTICAL  
Job No : 03623AT\03624AT  
Mode : 5825 Band edge  
: 5G WIFI 11N20

		Cable	Ant	Preamp	Read	Limit	Over	
	Freq	Loss	Factor	Factor	Level	Level	Line	Limit Remark
	MHz	dB	dB/m	dB	dBuV	dBuV/m	dBuV/m	dB
1	5825.000	19.52	34.35	31.62	84.93	107.18	-----	----- peak
2	5850.000	19.54	34.40	31.63	46.43	68.74	122.20	-53.46 peak
3	5860.000	19.54	34.44	31.64	41.49	63.83	109.40	-45.57 peak
4 p	5933.232	19.59	34.67	31.67	40.64	63.23	68.20	-4.97 peak



Test Mode: 12; Polarity: Horizontal; Modulation:802.11n; Bandwidth:40MHz; Channel: Low



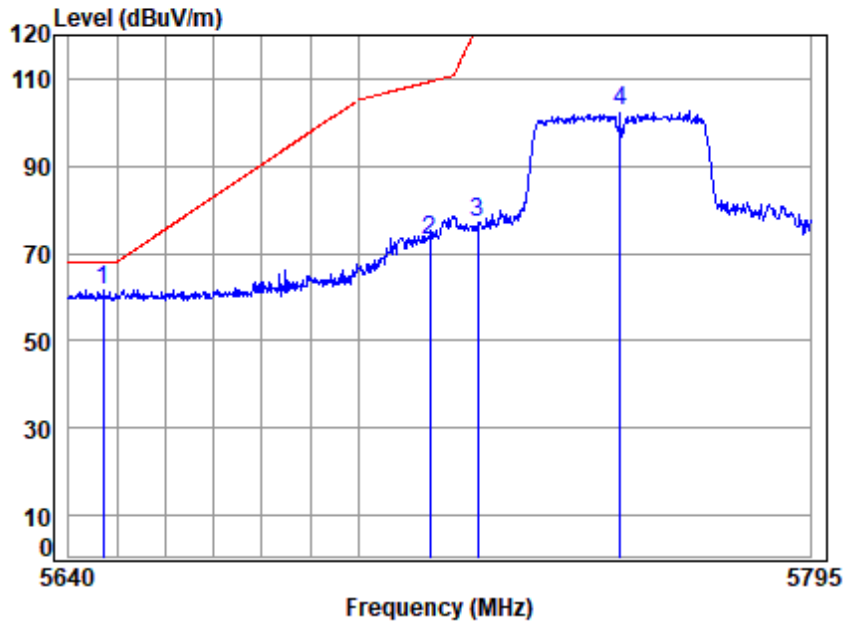
Site : chamber  
Condition: 3m HORIZONTAL  
Job No : 03623AT\03624AT  
Mode : 5755 Band edge  
: 5G WIFI 11N40

		Cable	Ant	Preamp	Read	Limit	Over	
	Freq	Loss	Factor	Factor	Level	Level	Line	Limit Remark
	MHz	dB	dB/m	dB	dBuV	dBuV/m	dBuV/m	dB
1 p	5641.682	19.40	34.45	31.53	38.63	60.95	68.20	-7.25 peak
2	5715.000	19.45	34.27	31.57	53.62	75.77	109.40	-33.63 peak
3	5725.000	19.46	34.25	31.57	55.30	77.44	122.20	-44.76 peak
4	5755.000	19.48	34.21	31.59	80.92	103.02	-----	----- peak





Test Mode: 12; Polarity: Vertical; Modulation:802.11n; Bandwidth:40MHz; Channel: Low

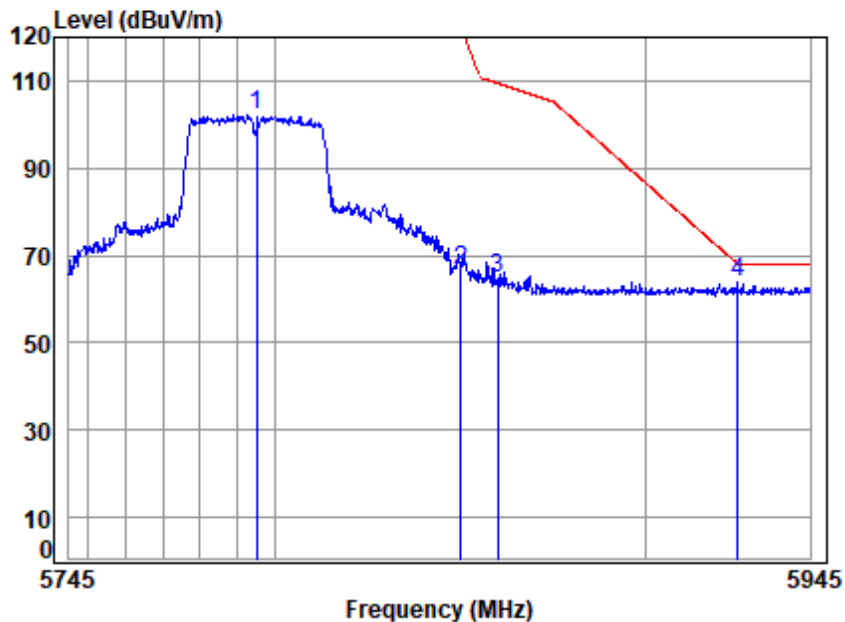


Site : chamber  
Condition: 3m VERTICAL  
Job No : 03623AT\03624AT  
Mode : 5755 Band edge  
: 5G WIFI 11N40

		Cable	Ant	Preamp	Read	Limit	Over	
	Freq	Loss	Factor	Factor	Level	Level	Line	Limit Remark
	MHz	dB	dB/m	dB	dBuV	dBuV/m	dBuV/m	dB
1 p	5647.191	19.41	34.42	31.53	39.25	61.55	68.20	-6.65 peak
2	5715.000	19.45	34.27	31.57	51.00	73.15	109.40	-36.25 peak
3	5725.000	19.46	34.25	31.57	54.81	76.95	122.20	-45.25 peak
4	5755.000	19.48	34.21	31.59	80.50	102.60	-----	----- peak



Test Mode: 12; Polarity: Horizontal; Modulation: 802.11n; Bandwidth: 40MHz; Channel: High

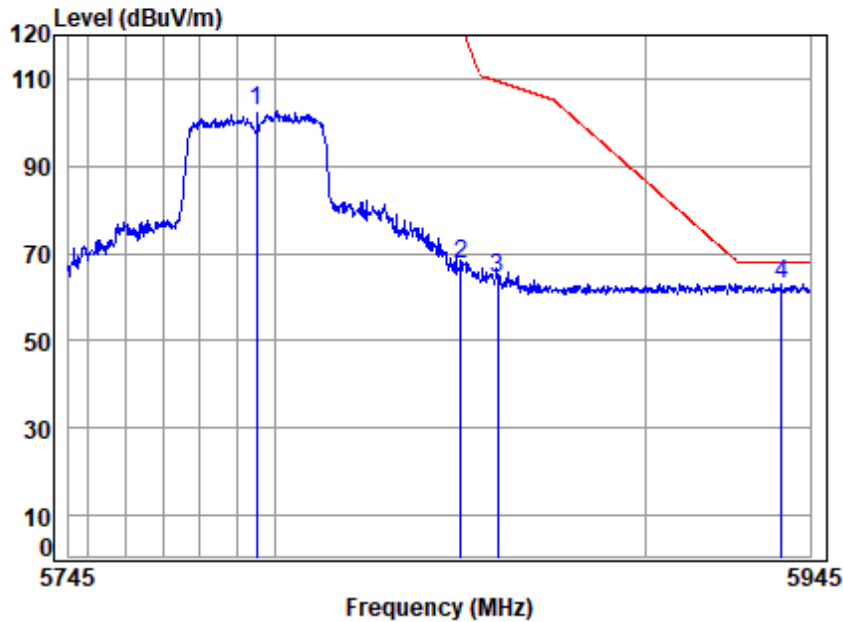


Site : chamber  
Condition: 3m HORIZONTAL  
Job No : 03623AT\03624AT  
Mode : 5795 Band edge  
: 5G WIFI 11N40

		Cable	Ant	Preamp	Read	Limit	Over	
Freq	Loss	Factor	Factor	Level	Level	Line	Limit	Remark
MHz	dB	dB/m	dB	dBuV	dBuV/m	dBuV/m	dB	
1	5795.000	19.50	34.29	31.60	80.05	102.24	-----	peak
2	5850.000	19.54	34.40	31.63	44.46	66.77	122.20	-55.43 peak
3	5860.000	19.54	34.44	31.64	42.28	64.62	109.40	-44.78 peak
4 p	5925.096	19.58	34.65	31.67	41.10	63.66	68.20	-4.54 peak



Test Mode: 12; Polarity: Vertical; Modulation:802.11n; Bandwidth:40MHz; Channel: High



Site : chamber  
Condition: 3m VERTICAL  
Job No : 03623AT\03624AT  
Mode : 5795 Band edge  
: 5G WIFI 11N40

		Cable	Ant	Preamp	Read	Limit	Over	
	Freq	Loss	Factor	Factor	Level	Level	Line	Limit Remark
	MHz	dB	dB/m	dB	dBuV	dBuV/m	dBuV/m	dB
1	5795.000	19.50	34.29	31.60	80.45	102.64	-----	----- peak
2	5850.000	19.54	34.40	31.63	45.18	67.49	122.20	-54.71 peak
3	5860.000	19.54	34.44	31.64	41.94	64.28	109.40	-45.12 peak
4 p	5937.071	19.59	34.67	31.67	40.25	62.84	68.20	-5.36 peak



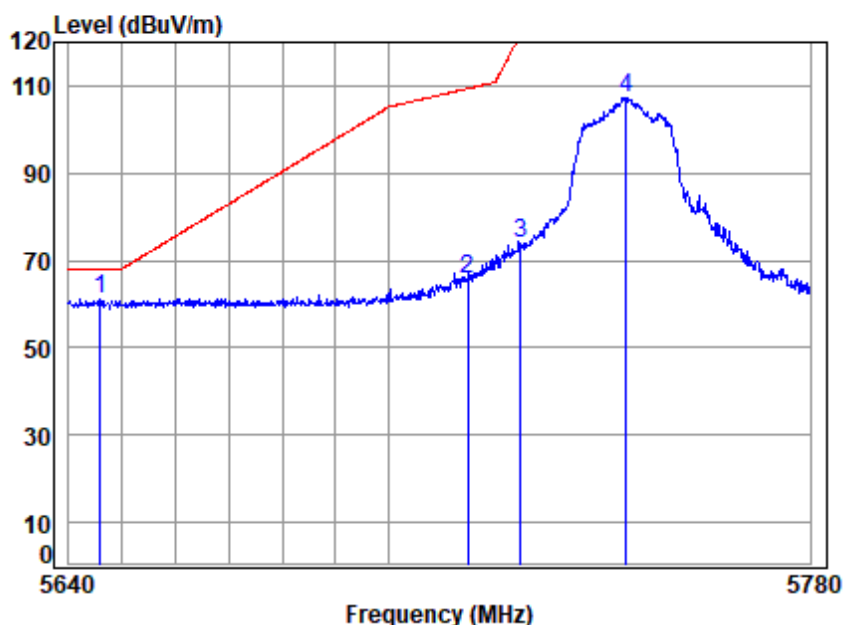
## SGS-CSTC Standards Technical Services Co., Ltd. Shenzhen Branch

SZEMC-TRF-01 Rev. A/1

Report No.: SZCR240900362305

Page: 164 of 334

Test Mode: 12; Polarity: Horizontal; Modulation: 802.11ac; Bandwidth: 20MHz; Channel: Low



Site : chamber  
Condition: 3m HORIZONTAL  
Job No : 03623AT\03624AT  
Mode : 5745 Band edge  
: 5G WIFI 11AC20

		Cable	Ant	Preamp	Read	Limit	Over	
Freq	Loss	Factor	Factor	Level	Level	Line	Limit	Remark
MHz	dB	dB/m	dB	dBuV	dBuV/m	dBuV/m	dB	
1 p 5645.950	19.41	34.42	31.53	38.90	61.20	68.20	-7.00	peak
2 5715.000	19.45	34.27	31.57	43.66	65.81	109.40	-43.59	peak
3 5725.000	19.46	34.25	31.57	51.79	73.93	122.20	-48.27	peak
4 5745.000	19.47	34.21	31.58	85.27	107.37	-----	-----	peak



SGS-CSTC Standards Technical Services Co., Ltd.  
Shenzhen Branch

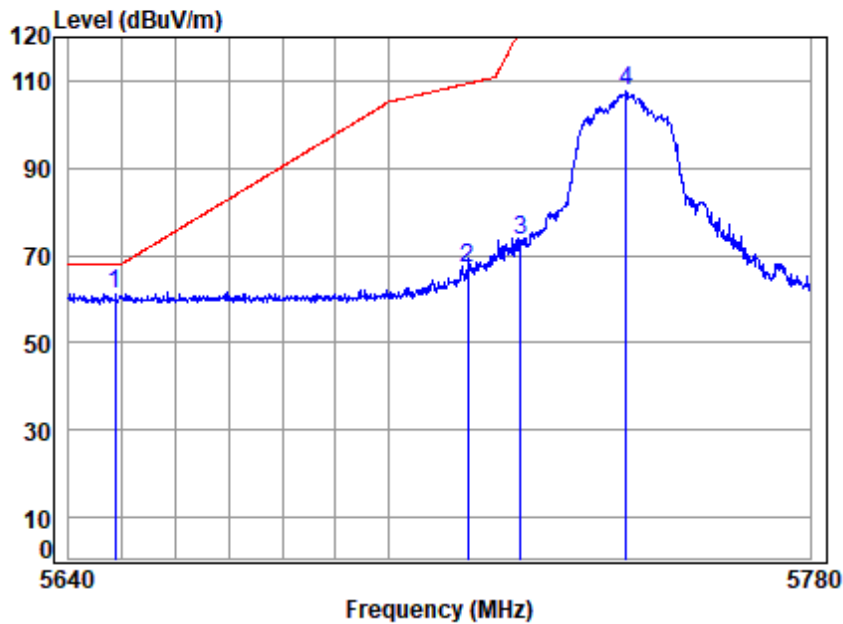
Unless otherwise agreed in writing, this document is issued by the Company subject to its General Conditions of Service printed overleaf, available on request or accessible at <https://www.sgs.com/en/Terms-and-Conditions>. Attention is drawn to the limitation of liability, indemnification and jurisdiction issues defined therein. Any holder of this document is advised that information contained hereon reflects the Company's findings at the time of its intervention only and within the limits of Client's instructions, if any. The Company's sole responsibility is to its Client and this document does not exonerate parties to a transaction from exercising all their rights and obligations under the transaction documents. This document cannot be reproduced except in full, without prior written approval of the Company. Any unauthorized alteration, forgery or falsification of the content or appearance of this document is unlawful and offenders may be prosecuted to the fullest extent of the law. Unless otherwise stated the results shown in this test report refer only to the sample(s) tested and such sample(s) are retained for 30 days only.

Attention: To check the authenticity of testing /inspection report & certificate, please contact us at telephone: (86-755) 8307 1443, or email: [CN.Doccheck@sgs.com](mailto:CN.Doccheck@sgs.com)

No.1 Workshop, M-10, Middle Section, Science & Technology Park, Nanshan District, Shenzhen, Guangdong, China 518057 t (86-755) 26012053 f (86-755) 26710594 www.sgs.com.cn  
中国·广东·深圳市南山区科技园中区M-10栋1号厂房 邮编: 518057 t (86-755) 26012053 f (86-755) 26710594 sgs.china@sgs.com



Test Mode: 12; Polarity: Vertical; Modulation:802.11ac; Bandwidth:20MHz; Channel: Low

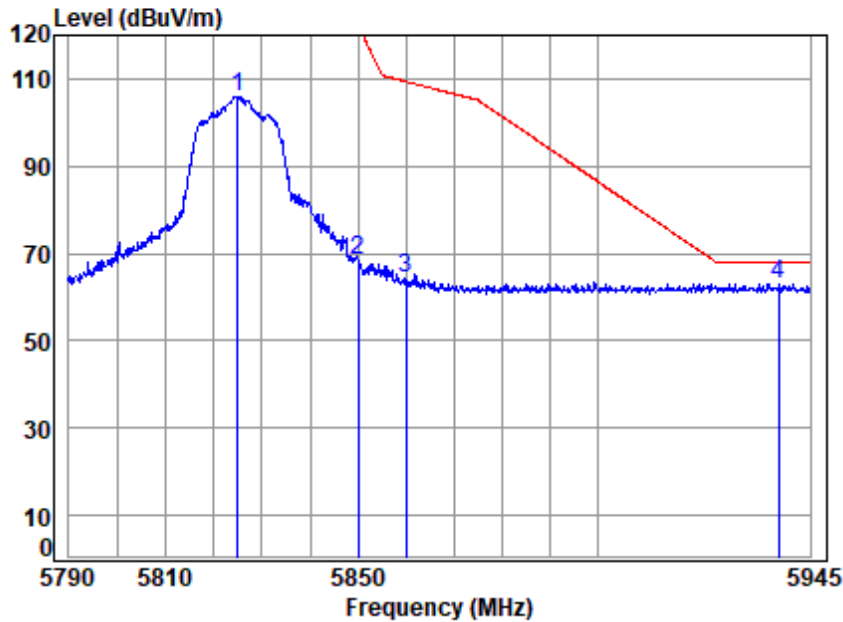


Site : chamber  
Condition: 3m VERTICAL  
Job No : 03623AT\03624AT  
Mode : 5745 Band edge  
: 5G WIFI 11AC20

		Cable	Ant	Preamp	Read	Limit	Over	
	Freq	Loss	Factor	Factor	Level	Level	Line	Limit Remark
	MHz	dB	dB/m	dB	dBuV	dBuV/m	dBuV/m	dB
1 p	5648.719	19.41	34.41	31.53	38.93	61.22	68.20	-6.98 peak
2	5715.000	19.45	34.27	31.57	45.09	67.24	109.40	-42.16 peak
3	5725.000	19.46	34.25	31.57	51.34	73.48	122.20	-48.72 peak
4	5745.000	19.47	34.21	31.58	85.45	107.55	-----	----- peak



Test Mode: 12; Polarity: Horizontal; Modulation:802.11ac; Bandwidth:20MHz; Channel: High

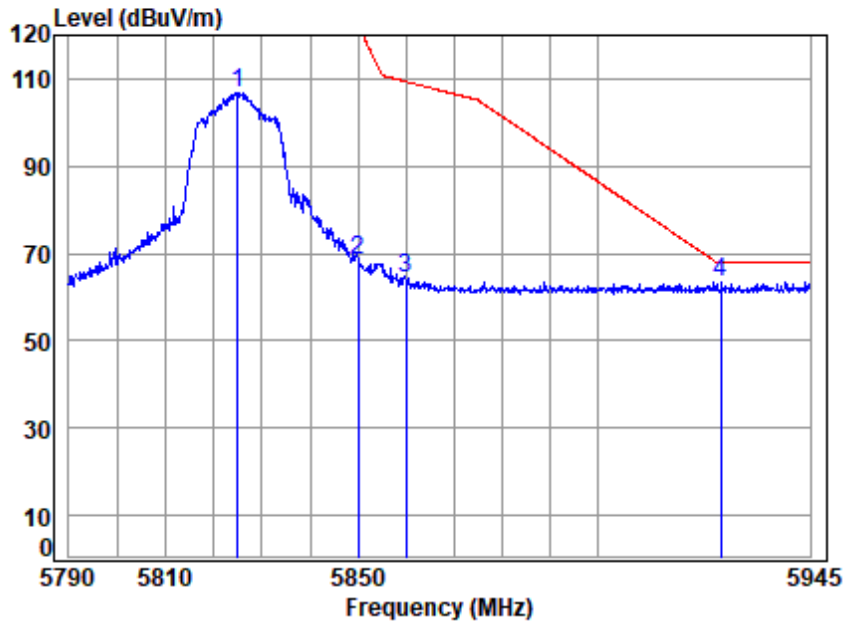


Site : chamber  
Condition: 3m HORIZONTAL  
Job No : 03623AT\03624AT  
Mode : 5825 Band edge  
: 5G WIFI 11AC20

		Cable	Ant	Preamp	Read		Limit	Over	
	Freq	Loss	Factor	Factor	Level	Level	Line	Limit	Remark
	MHz	dB	dB/m	dB	dBuV	dBuV/m	dBuV/m	dB	
1	5825.000	19.52	34.35	31.62	83.78	106.03	-----	-----	peak
2	5850.000	19.54	34.40	31.63	46.27	68.58	122.20	-53.62	peak
3	5860.000	19.54	34.44	31.64	41.91	64.25	109.40	-45.15	peak
4 p	5938.407	19.59	34.68	31.67	40.36	62.96	68.20	-5.24	peak



Test Mode: 12; Polarity: Vertical; Modulation:802.11ac; Bandwidth:20MHz; Channel: High

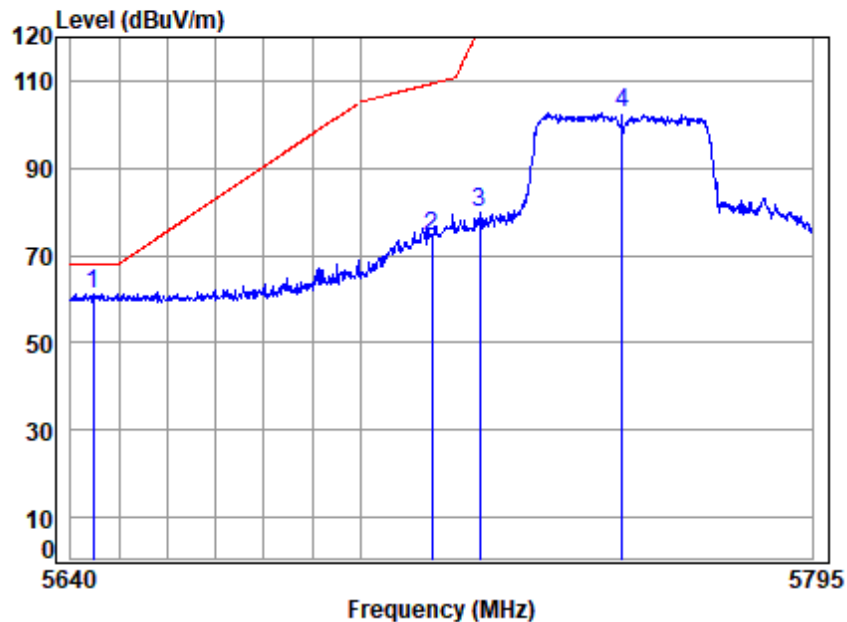


Site : chamber  
Condition: 3m VERTICAL  
Job No : 03623AT\03624AT  
Mode : 5825 Band edge  
: 5G WIFI 11AC20

		Cable	Ant	Preamp	Read		Limit	Over	
	Freq	Loss	Factor	Factor	Level	Level	Line	Limit	Remark
	MHz	dB	dB/m	dB	dBuV	dBuV/m	dBuV/m	dB	
1	5825.000	19.52	34.35	31.62	84.73	106.98	-----	-----	peak
2	5850.000	19.54	34.40	31.63	46.03	68.34	122.20	-53.86	peak
3	5860.000	19.54	34.44	31.64	42.07	64.41	109.40	-44.99	peak
4 p	5926.183	19.58	34.65	31.67	40.87	63.43	68.20	-4.77	peak



Test Mode: 12; Polarity: Horizontal; Modulation: 802.11ac; Bandwidth: 40MHz; Channel: Low



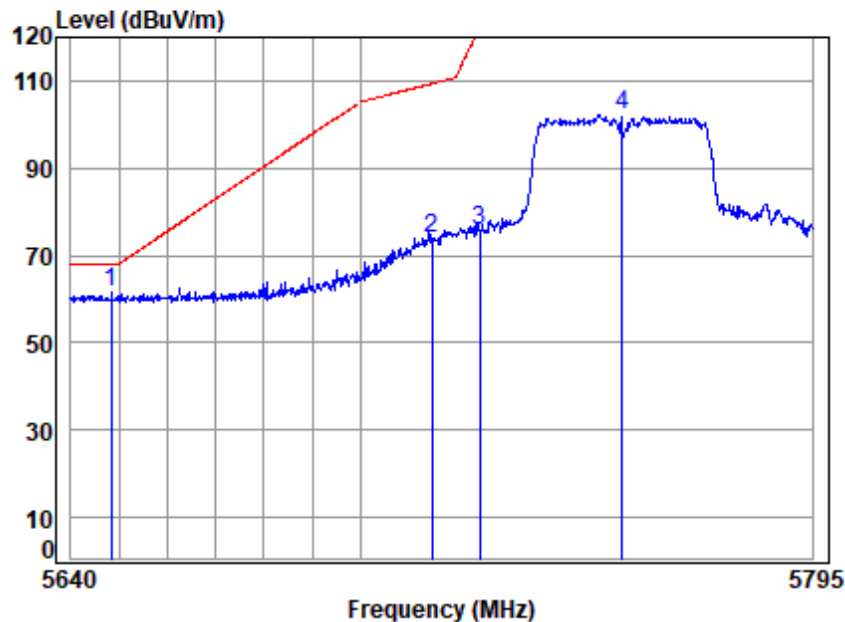
Site : chamber  
Condition: 3m HORIZONTAL  
Job No : 03623AT\03624AT  
Mode : 5755 Band edge  
: 5G WIFI 11AC40

		Cable	Ant	Preamp	Read	Limit	Over	
	Freq	Loss	Factor	Factor	Level	Level	Line	Limit Remark
	MHz	dB	dB/m	dB	dBuV	dBuV/m	dBuV/m	dB
1 p	5644.589	19.41	34.43	31.53	39.04	61.35	68.20	-6.85 peak
2	5715.000	19.45	34.27	31.57	52.12	74.27	109.40	-35.13 peak
3	5725.000	19.46	34.25	31.57	57.51	79.65	122.20	-42.55 peak
4	5755.000	19.48	34.21	31.59	80.48	102.58	-----	----- peak





Test Mode: 12; Polarity: Vertical; Modulation:802.11ac; Bandwidth:40MHz; Channel: Low

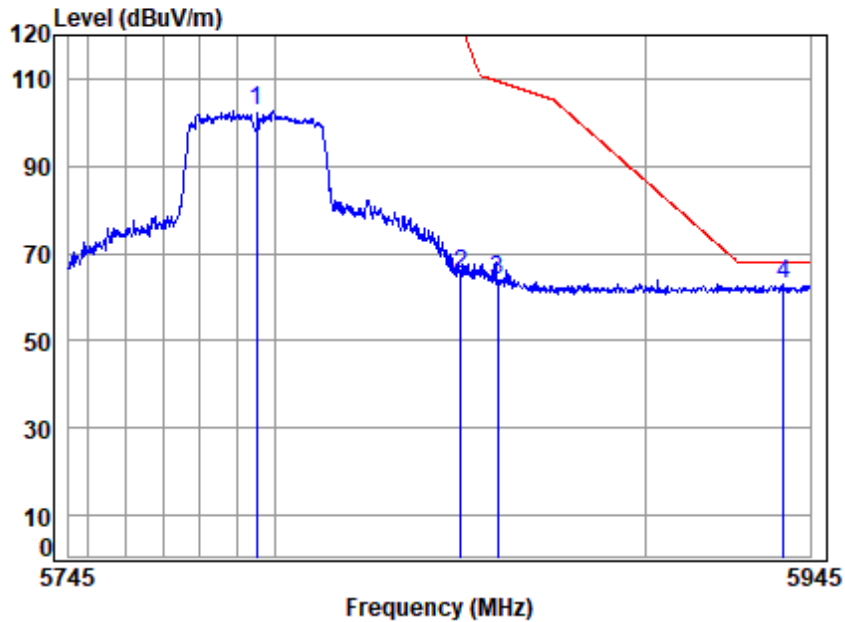


Site : chamber  
Condition: 3m VERTICAL  
Job No : 03623AT\03624AT  
Mode : 5755 Band edge  
: 5G WIFI 11AC40

		Cable	Ant	Preamp	Read	Limit	Over	
	Freq	Loss	Factor	Factor	Level	Level	Line	Limit Remark
	MHz	dB	dB/m	dB	dBuV	dBuV/m	dBuV/m	dB
1 p	5648.416	19.41	34.41	31.53	39.23	61.52	68.20	-6.68 peak
2	5715.000	19.45	34.27	31.57	51.84	73.99	109.40	-35.41 peak
3	5725.000	19.46	34.25	31.57	53.53	75.67	122.20	-46.53 peak
4	5755.000	19.48	34.21	31.59	80.06	102.16	-----	----- peak



Test Mode: 12; Polarity: Horizontal; Modulation:802.11ac; Bandwidth:40MHz; Channel: High

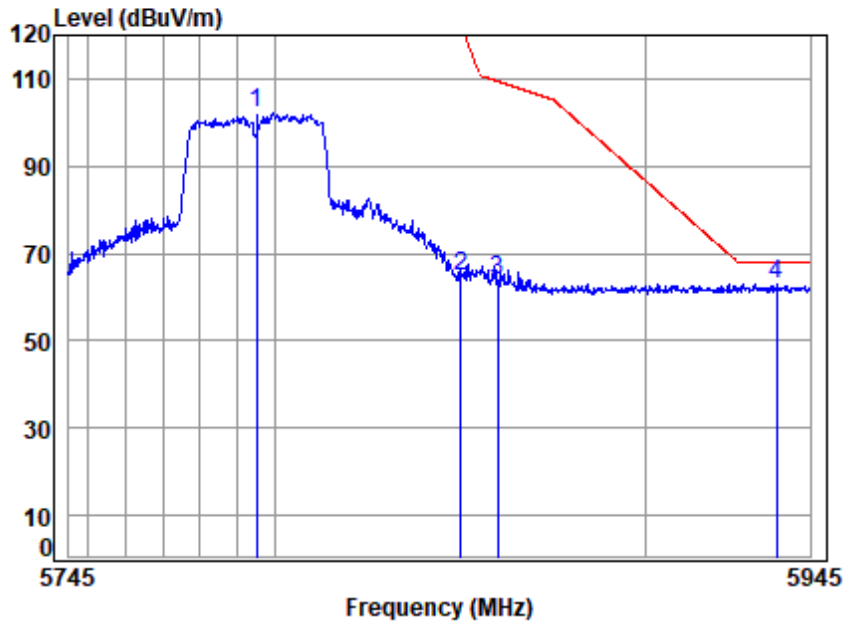


Site : chamber  
Condition: 3m HORIZONTAL  
Job No : 03623AT\03624AT  
Mode : 5795 Band edge  
: 5G WIFI 11AC40

		Cable	Ant	Preamp	Read	Limit	Over	
	Freq	Loss	Factor	Factor	Level	Level	Line	Limit Remark
	MHz	dB	dB/m	dB	dBuV	dBuV/m	dBuV/m	dB
1	5795.000	19.50	34.29	31.60	80.42	102.61	-----	----- peak
2	5850.000	19.54	34.40	31.63	43.14	65.45	122.20	-56.75 peak
3	5860.000	19.54	34.44	31.64	41.59	63.93	109.40	-45.47 peak
4 p	5937.681	19.59	34.68	31.67	40.22	62.82	68.20	-5.38 peak



Test Mode: 12; Polarity: Vertical; Modulation:802.11ac; Bandwidth:40MHz; Channel: High

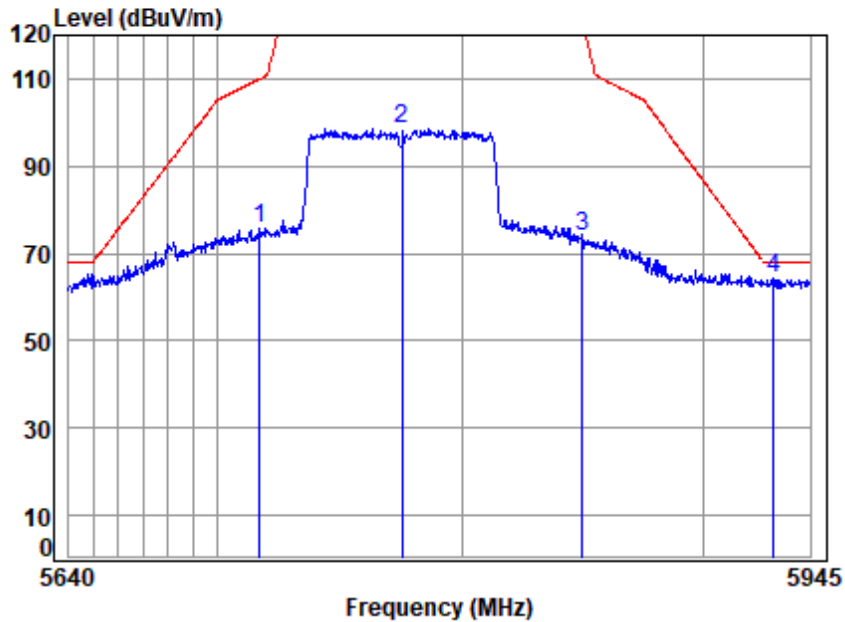


Site : chamber  
Condition: 3m VERTICAL  
Job No : 03623AT\03624AT  
Mode : 5795 Band edge  
: 5G WIFI 11AC40

		Cable	Ant	Preamp	Read	Limit	Over	
	Freq	Loss	Factor	Factor	Level	Level	Line	Limit Remark
	MHz	dB	dB/m	dB	dBuV	dBuV/m	dBuV/m	dB
1	5795.000	19.50	34.29	31.60	79.93	102.12	-----	----- peak
2	5850.000	19.54	34.40	31.63	42.58	64.89	122.20	-57.31 peak
3	5860.000	19.54	34.44	31.64	41.67	64.01	109.40	-45.39 peak
4 p	5935.852	19.59	34.67	31.67	40.59	63.18	68.20	-5.02 peak



Test Mode: 12; Polarity: Horizontal; Modulation:802.11ac; Bandwidth:80MHz; Channel: middle



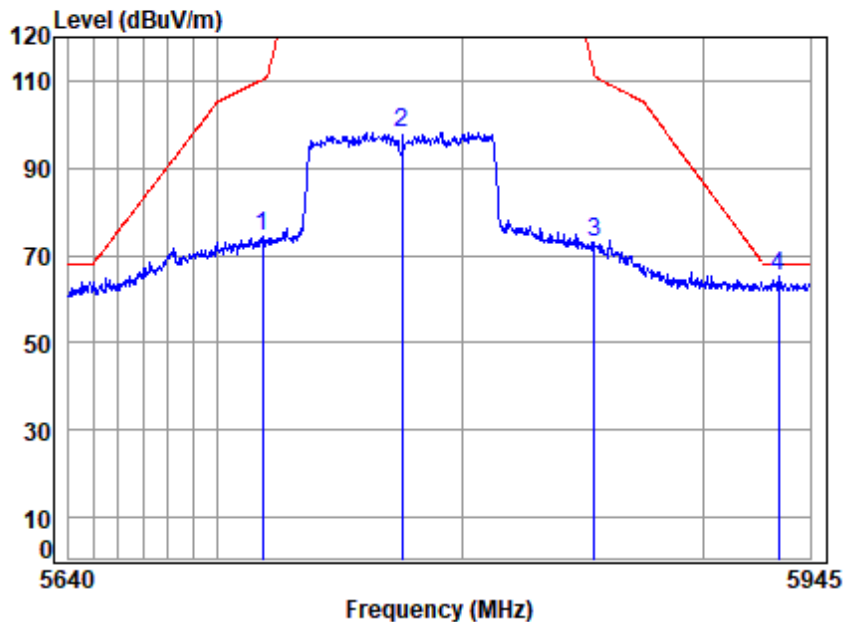
Site : chamber  
Condition: 3m HORIZONTAL  
Job No : 03623AT\03624AT  
Mode : 5775 Band edge  
: 5G WIFI 11AC80

		Cable	Ant	Preamp	Read	Limit	Over	
	Freq	Loss	Factor	Factor	Level	Level	Line	Limit Remark
	MHz	dB	dB/m	dB	dBuV	dBuV/m	dBuV/m	dB
1	5716.858	19.45	34.27	31.57	53.49	75.64	109.92	-34.28 peak
2	5775.000	19.49	34.25	31.60	76.38	98.52	-----	----- peak
3	5849.650	19.54	34.40	31.63	51.68	73.99	-----	----- peak
4 p	5929.678	19.59	34.66	31.67	41.79	64.37	68.20	-3.83 peak





Test Mode: 12; Polarity: Vertical; Modulation:802.11ac; Bandwidth:80MHz; Channel: middle



Site : chamber  
Condition: 3m VERTICAL  
Job No : 03623AT\03624AT  
Mode : 5775 Band edge  
: 5G WIFI 11AC80

		Cable	Ant	Preamp	Read	Limit	Over	
	Freq	Loss	Factor	Factor	Level	Level	Line	Limit Remark
	MHz	dB	dB/m	dB	dBuV	dBuV/m	dBuV/m	dB
1	5718.364	19.45	34.26	31.57	52.44	74.58	110.34	-35.76 peak
2	5775.000	19.49	34.25	31.60	76.18	98.32	-----	----- peak
3	5854.582	19.54	34.42	31.63	50.83	73.16	111.75	-38.59 peak
4 p	5931.552	19.59	34.66	31.67	42.50	65.08	68.20	-3.12 peak



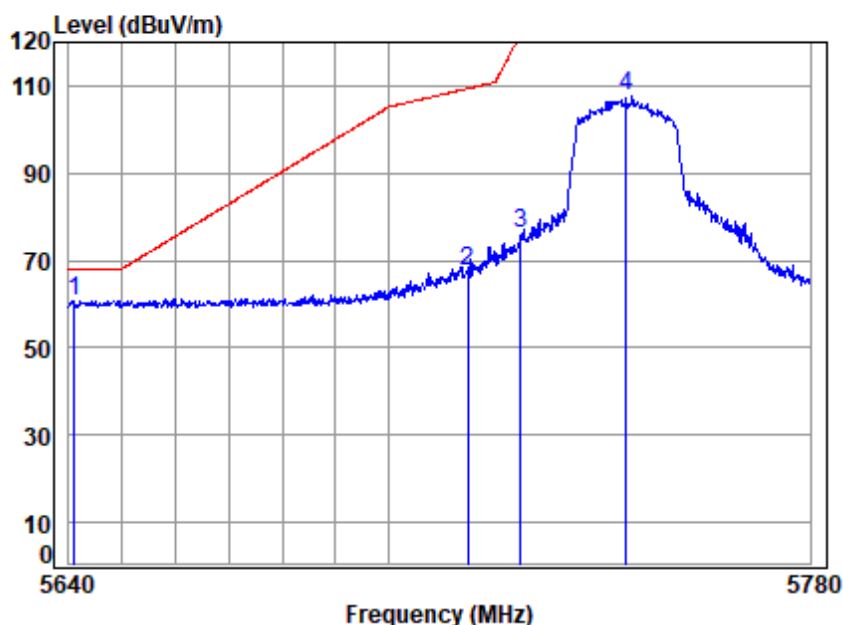
## SGS-CSTC Standards Technical Services Co., Ltd. Shenzhen Branch

SZEMC-TRF-01 Rev. A/1

Report No.: SZCR240900362305

Page: 174 of 334

Test Mode: 12; Polarity: Horizontal; Modulation:802.11ax(Full RU0); Bandwidth:20MHz; Channel: Low



Site : chamber  
Condition: 3m HORIZONTAL  
Job No : 03623AT\03624AT  
Mode : 5745 Band edge  
: 5G WIFI 11AX20

		Cable	Ant	Preamp	Read	Limit	Over	
Freq	Loss	Factor	Factor	Level	Level	Line	Limit	Remark
MHz	dB	dB/m	dB	dBuV	dBuV/m	dBuV/m	dB	
1 p 5641.106	19.40	34.45	31.53	38.56	60.88	68.20	-7.32	peak
2 5715.000	19.45	34.27	31.57	45.42	67.57	109.40	-41.83	peak
3 5725.000	19.46	34.25	31.57	53.88	76.02	122.20	-46.18	peak
4 5745.000	19.47	34.21	31.58	85.40	107.50	-----	-----	peak



SGS-CSTC Standards Technical Services Co., Ltd.  
Shenzhen Branch (SZEMC) Laboratory

Unless otherwise agreed in writing, this document is issued by the Company subject to its General Conditions of Service printed overleaf, available on request or accessible at <https://www.sgs.com/en/Terms-and-Conditions>. Attention is drawn to the limitation of liability, indemnification and jurisdiction issues defined therein. Any holder of this document is advised that information contained hereon reflects the Company's findings at the time of its intervention only and within the limits of Client's instructions, if any. The Company's sole responsibility is to its Client and this document does not exonerate parties to a transaction from exercising all their rights and obligations under the transaction documents. This document cannot be reproduced except in full, without prior written approval of the Company. Any unauthorized alteration, forgery or falsification of the content or appearance of this document is unlawful and offenders may be prosecuted to the fullest extent of the law. Unless otherwise stated the results shown in this test report refer only to the sample(s) tested and such sample(s) are retained for 30 days only.

Attention: To check the authenticity of testing /inspection report & certificate, please contact us at telephone: (86-755) 8307 1443, or email: [CN.Doccheck@sgs.com](mailto:CN.Doccheck@sgs.com)

No.1 Workshop, M-10, Middle Section, Science & Technology Park, Nanshan District, Shenzhen, Guangdong, China 518057 t (86-755) 26012053 f (86-755) 26710594 www.sgs.com.cn  
中国·广东·深圳市南山区科技园中区M-10栋1号厂房 邮编: 518057 t (86-755) 26012053 f (86-755) 26710594 sgs.china@sgs.com

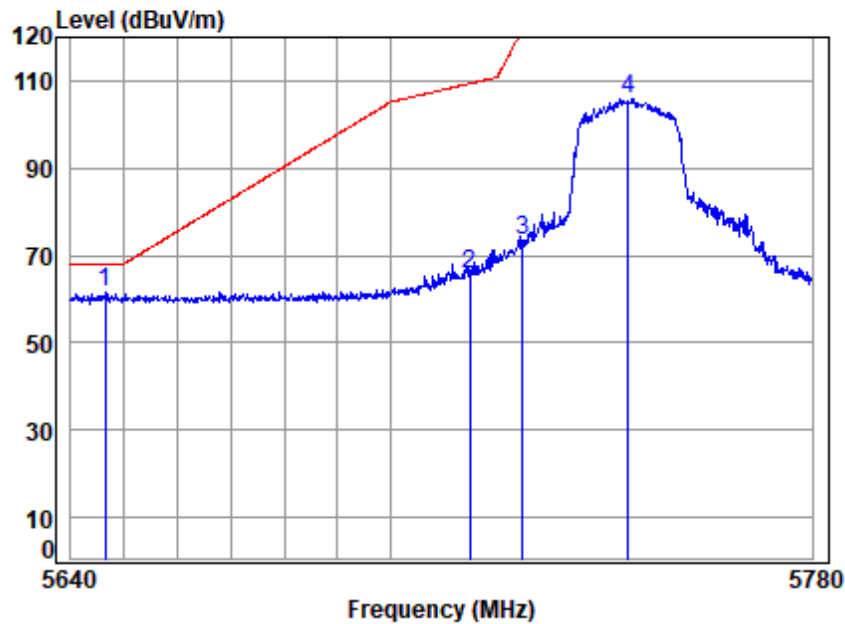
## SGS-CSTC Standards Technical Services Co., Ltd. Shenzhen Branch

SZEMC-TRF-01 Rev. A/1

Report No.: SZCR240900362305

Page: 175 of 334

Test Mode: 12; Polarity: Vertical; Modulation: 802.11ax(Full RU0); Bandwidth: 20MHz; Channel: Low



Site : chamber  
Condition: 3m VERTICAL  
Job No : 03623AT\03624AT  
Mode : 5745 Band edge  
: 5G WIFI 11AX20

		Cable	Ant	Preamp	Read	Limit	Over	
Freq	Loss	Factor	Factor	Level	Level	Line	Limit	Remark
MHz	dB	dB/m	dB	dBuV	dBuV/m	dBuV/m	dB	
1 p 5646.365	19.41	34.42	31.53	39.14	61.44	68.20	-6.76	peak
2 5715.000	19.45	34.27	31.57	43.74	65.89	109.40	-43.51	peak
3 5725.000	19.46	34.25	31.57	51.30	73.44	122.20	-48.76	peak
4 5745.000	19.47	34.21	31.58	83.76	105.86	-----	-----	peak



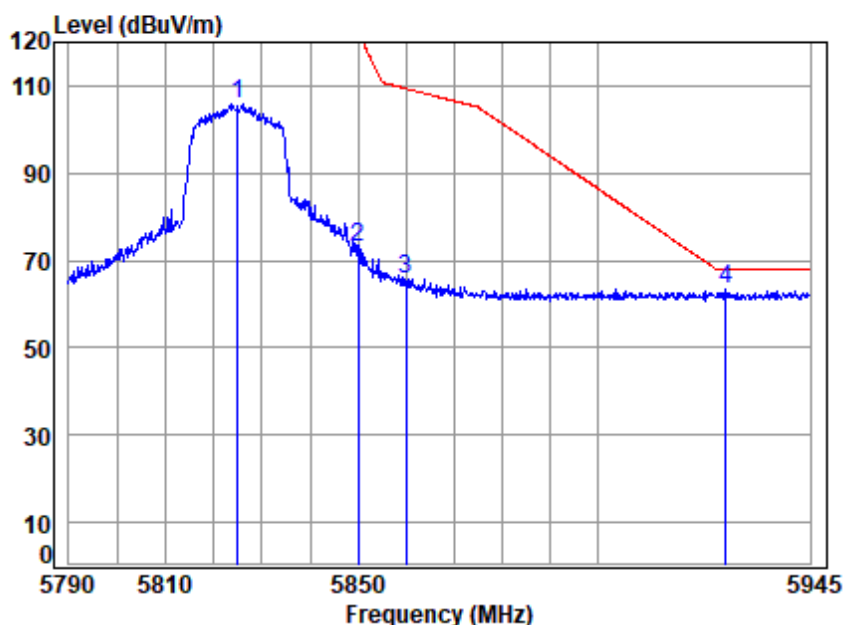
Unless otherwise agreed in writing, this document is issued by the Company subject to its General Conditions of Service printed overleaf, available on request or accessible at <https://www.sgs.com/en/Terms-and-Conditions>. Attention is drawn to the limitation of liability, indemnification and jurisdiction issues defined therein. Any holder of this document is advised that information contained hereon reflects the Company's findings at the time of its intervention only and within the limits of Client's instructions, if any. The Company's sole responsibility is to its Client and this document does not exonerate parties to a transaction from exercising all their rights and obligations under the transaction documents. This document cannot be reproduced except in full, without prior written approval of the Company. Any unauthorized alteration, forgery or falsification of the content or appearance of this document is unlawful and offenders may be prosecuted to the fullest extent of the law. Unless otherwise stated the results shown in this test report refer only to the sample(s) tested and such sample(s) are retained for 30 days only.

Attention: To check the authenticity of testing /inspection report & certificate, please contact us at telephone: (86-755) 8307 1443, or email: [CN.Doccheck@sgs.com](mailto:CN.Doccheck@sgs.com)

SGS-CSTC Standards Technical Services Co., Ltd.  
Shenzhen Branch (Shenzhen) Laboratory

No.1 Workshop, M-10, Middle Section, Science & Technology Park, Nanshan District, Shenzhen, Guangdong, China 518057 t (86-755) 26012053 f (86-755) 26710594 www.sgs.com.cn  
中国·广东·深圳市南山区科技园中区M-10栋1号厂房 邮编: 518057 t (86-755) 26012053 f (86-755) 26710594 sgs.china@sgs.com

Test Mode: 12; Polarity: Horizontal; Modulation:802.11ax(Full RU0); Bandwidth:20MHz; Channel: High



Site : chamber  
 Condition: 3m HORIZONTAL  
 Job No : 03623AT\03624AT  
 Mode : 5825 Band edge  
 : 5G WIFI 11AX20

		Cable	Ant	Preamp	Read		Limit	Over	
	Freq	Loss	Factor	Factor	Level	Level	Line	Limit	Remark
	MHz	dB	dB/m	dB	dBuV	dBuV/m	dBuV/m	dB	
1	5825.000	19.52	34.35	31.62	83.44	105.69	-----	-----	peak
2	5850.000	19.54	34.40	31.63	50.52	72.83	122.20	-49.37	peak
3	5860.000	19.54	34.44	31.64	43.43	65.77	109.40	-43.63	peak
4 p	5927.123	19.59	34.65	31.67	41.00	63.57	68.20	-4.63	peak

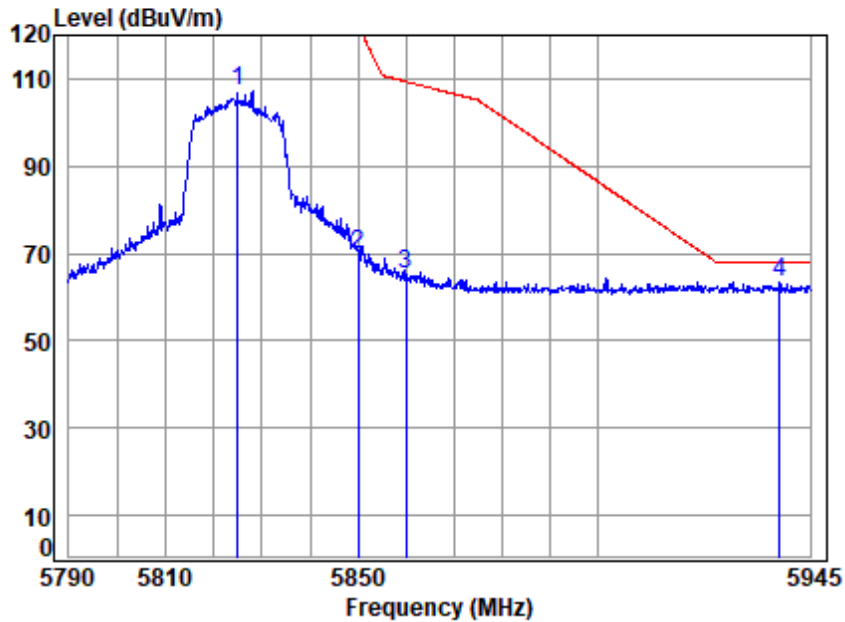


Unless otherwise agreed in writing, this document is issued by the Company subject to its General Conditions of Service printed overleaf, available on request or accessible at <https://www.sgs.com/en/Terms-and-Conditions>. Attention is drawn to the limitation of liability, indemnification and jurisdiction issues defined therein. Any holder of this document is advised that information contained hereon reflects the Company's findings at the time of its intervention only and within the limits of Client's instructions, if any. The Company's sole responsibility is to its Client and this document does not exonerate parties to a transaction from exercising all their rights and obligations under the transaction documents. This document cannot be reproduced except in full, without prior written approval of the Company. Any unauthorized alteration, forgery or falsification of the content or appearance of this document is unlawful and offenders may be prosecuted to the fullest extent of the law. Unless otherwise stated the results shown in this test report refer only to the sample(s) tested and such sample(s) are retained for 30 days only.

Attention: To check the authenticity of testing /inspection report & certificate, please contact us at telephone: (86-755) 8307 1443, or email: [CN.Doccheck@sgs.com](mailto:CN.Doccheck@sgs.com)



Test Mode: 12; Polarity: Vertical; Modulation:802.11ax(Full RU0); Bandwidth:20MHz; Channel: High



Site : chamber  
Condition: 3m VERTICAL  
Job No : 03623AT\03624AT  
Mode : 5825 Band edge  
: 5G WIFI 11AX20

		Cable	Ant	Preamp	Read		Limit	Over	
Freq		Loss	Factor	Factor	Level	Level	Line	Limit	Remark
MHz		dB	dB/m	dB	dBuV	dBuV/m	dBuV/m	dB	
1	5825.000	19.52	34.35	31.62	85.06	107.31	-----	-----	peak
2	5850.000	19.54	34.40	31.63	47.62	69.93	122.20	-52.27	peak
3	5860.000	19.54	34.44	31.64	42.68	65.02	109.40	-44.38	peak
4 p	5938.564	19.59	34.68	31.67	40.76	63.36	68.20	-4.84	peak



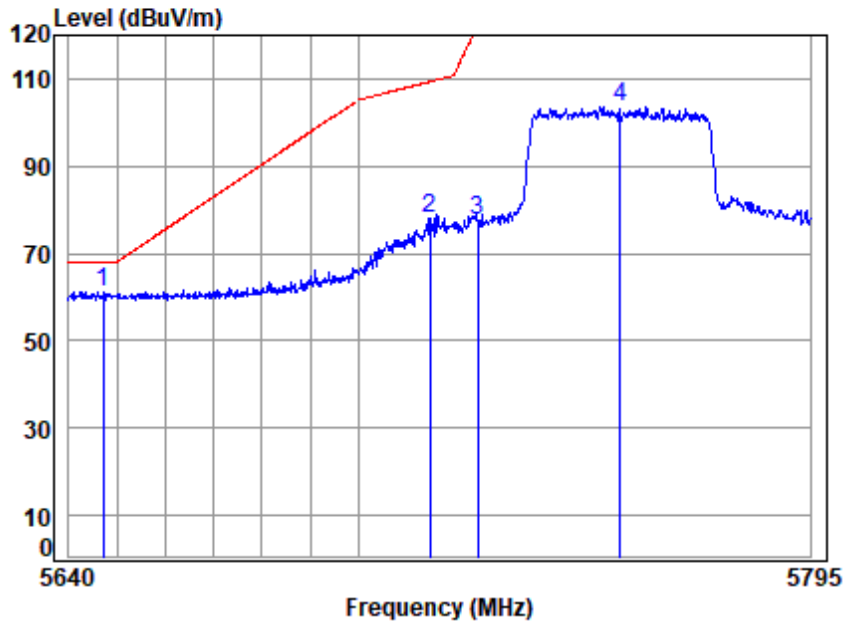
## SGS-CSTC Standards Technical Services Co., Ltd. Shenzhen Branch

SZEMC-TRF-01 Rev. A/1

Report No.: SZCR240900362305

Page: 178 of 334

Test Mode: 12; Polarity: Horizontal; Modulation:802.11ax(Full RU0); Bandwidth:40MHz; Channel: Low



Site : chamber  
Condition: 3m HORIZONTAL  
Job No : 03623AT\03624AT  
Mode : 5755 Band edge  
: 5G WIFI 11AX40

		Cable	Ant	Preamp	Read	Limit	Over	
Freq	Loss	Factor	Factor	Level	Level	Line	Limit	Remark
MHz	dB	dB/m	dB	dBuV	dBuV/m	dBuV/m	dB	
1 p 5647.038	19.41	34.42	31.53	39.03	61.33	68.20	-6.87	peak
2 5715.000	19.45	34.27	31.57	55.91	78.06	109.40	-31.34	peak
3 5725.000	19.46	34.25	31.57	55.34	77.48	122.20	-44.72	peak
4 5755.000	19.48	34.21	31.59	81.55	103.65	-----	-----	peak



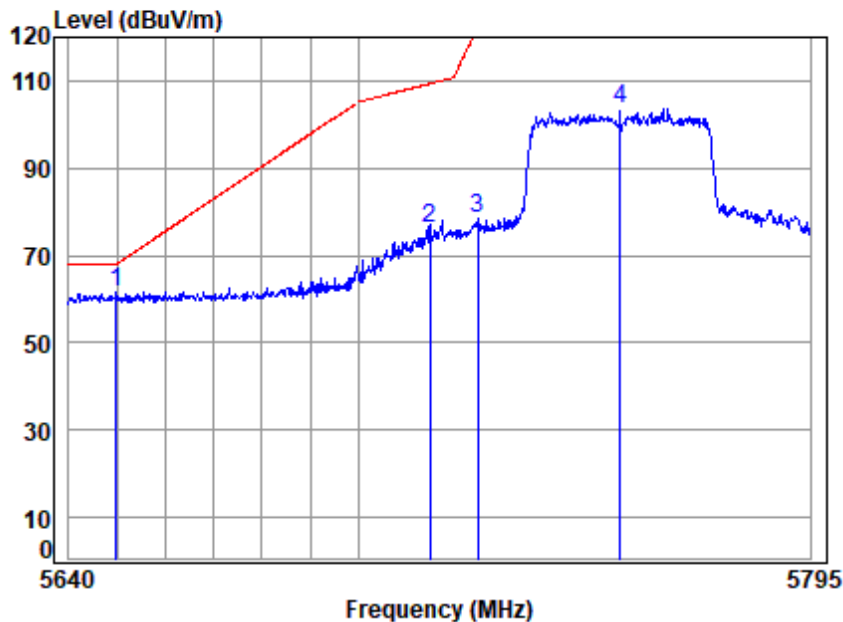
SGS-CSTC Standards Technical Services Co., Ltd.  
Shenzhen Branch (Shenzhen) Laboratory

Unless otherwise agreed in writing, this document is issued by the Company subject to its General Conditions of Service printed overleaf, available on request or accessible at <https://www.sgs.com/en/Terms-and-Conditions>. Attention is drawn to the limitation of liability, indemnification and jurisdiction issues defined therein. Any holder of this document is advised that information contained hereon reflects the Company's findings at the time of its intervention only and within the limits of Client's instructions, if any. The Company's sole responsibility is to its Client and this document does not exonerate parties to a transaction from exercising all their rights and obligations under the transaction documents. This document cannot be reproduced except in full, without prior written approval of the Company. Any unauthorized alteration, forgery or falsification of the content or appearance of this document is unlawful and offenders may be prosecuted to the fullest extent of the law. Unless otherwise stated the results shown in this test report refer only to the sample(s) tested and such sample(s) are retained for 30 days only.

Attention: To check the authenticity of testing /inspection report & certificate, please contact us at telephone: (86-755) 8307 1443, or email: [CN.Doccheck@sgs.com](mailto:CN.Doccheck@sgs.com)

No.1 Workshop, M-10, Middle Section, Science & Technology Park, Nanshan District, Shenzhen, Guangdong, China 518057 t (86-755) 26012053 f (86-755) 26710594 www.sgsgroup.com.cn  
中国·广东·深圳市南山区科技园中区M-10栋1号厂房 邮编: 518057 t (86-755) 26012053 f (86-755) 26710594 sgs.china@sgs.com

Test Mode: 12; Polarity: Vertical; Modulation:802.11ax(Full RU0); Bandwidth:40MHz; Channel: Low

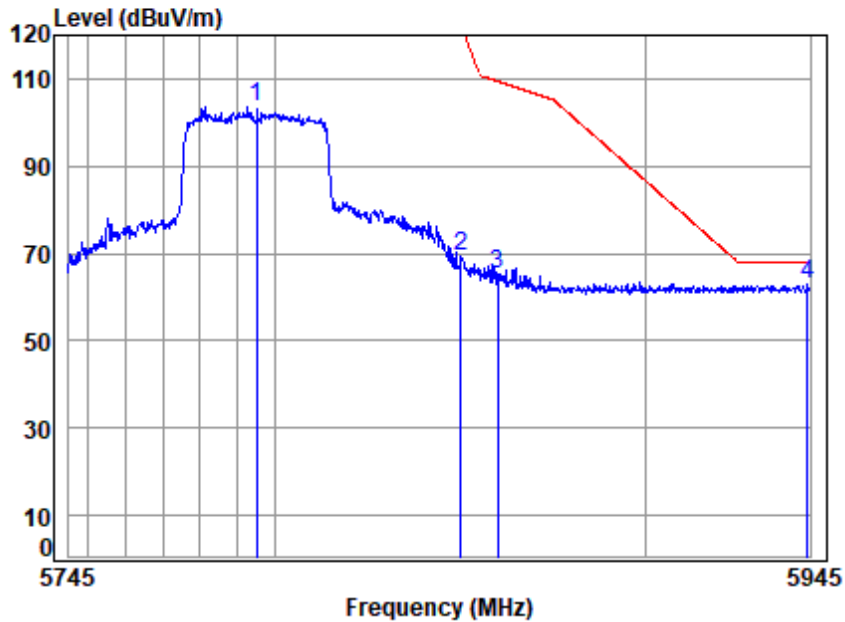


Site : chamber  
Condition: 3m VERTICAL  
Job No : 03623AT\03624AT  
Mode : 5755 Band edge  
: 5G WIFI 11AX40

		Cable	Ant	Preamp	Read	Limit	Over	
	Freq	Loss	Factor	Factor	Level	Level	Line	Limit Remark
	MHz	dB	dB/m	dB	dBuV	dBuV/m	dBuV/m	dB
1 p	5649.794	19.41	34.40	31.54	39.22	61.49	68.20	-6.71 peak
2	5715.000	19.45	34.27	31.57	54.05	76.20	109.40	-33.20 peak
3	5725.000	19.46	34.25	31.57	56.18	78.32	122.20	-43.88 peak
4	5755.000	19.48	34.21	31.59	81.65	103.75	-----	----- peak



Test Mode: 12; Polarity: Horizontal; Modulation:802.11ax(Full RU0); Bandwidth:40MHz; Channel: High



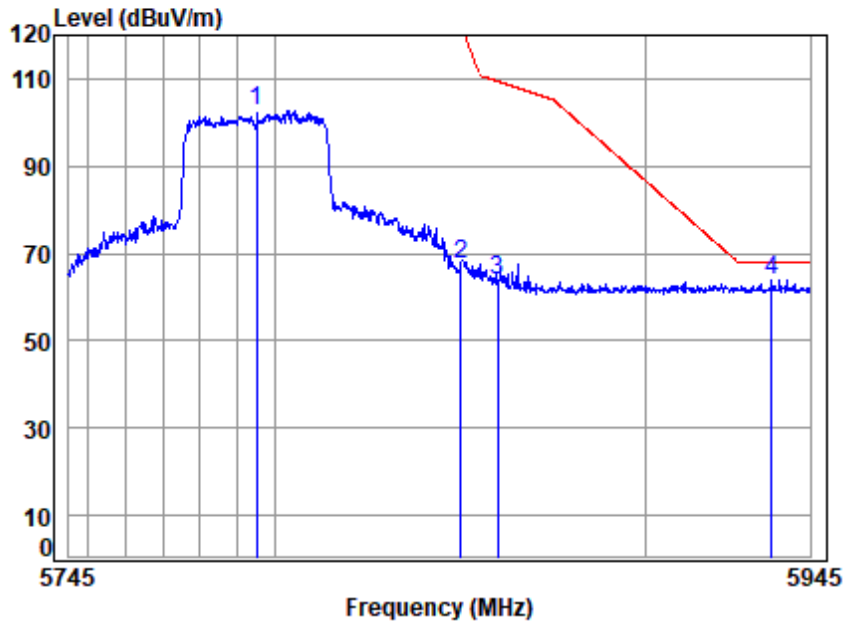
Site : chamber  
Condition: 3m HORIZONTAL  
Job No : 03623AT\03624AT  
Mode : 5795 Band edge  
: 5G WIFI 11AX40

	Freq	Cable Loss	Ant Factor	Preamplifier Factor	Read Level	Level	Limit Line	Over Limit	Remark
	MHz	dB	dB/m	dB	dBuV	dBuV/m	dBuV/m	dB	
1	5795.000	19.50	34.29	31.60	81.32	103.51	-----	-----	peak
2	5850.000	19.54	34.40	31.63	46.87	69.18	122.20	-53.02	peak
3	5860.000	19.54	34.44	31.64	42.73	65.07	109.40	-44.33	peak
4 p	5944.187	19.60	34.69	31.67	40.31	62.93	68.20	-5.27	peak





Test Mode: 12; Polarity: Vertical; Modulation:802.11ax(Full RU0); Bandwidth:40MHz; Channel: High



Site : chamber  
Condition: 3m VERTICAL  
Job No : 03623AT\03624AT  
Mode : 5795 Band edge  
: 5G WIFI 11AX40

		Cable	Ant	Preamp	Read	Limit	Over	
Freq	Loss	Factor	Factor	Level	Level	Line	Limit	Remark
MHz	dB	dB/m	dB	dBuV	dBuV/m	dBuV/m	dB	
1	5795.000	19.50	34.29	31.60	80.61	102.80	-----	peak
2	5850.000	19.54	34.40	31.63	45.10	67.41	122.20	-54.79 peak
3	5860.000	19.54	34.44	31.64	41.65	63.99	109.40	-45.41 peak
4 p	5934.431	19.59	34.67	31.67	41.19	63.78	68.20	-4.42 peak



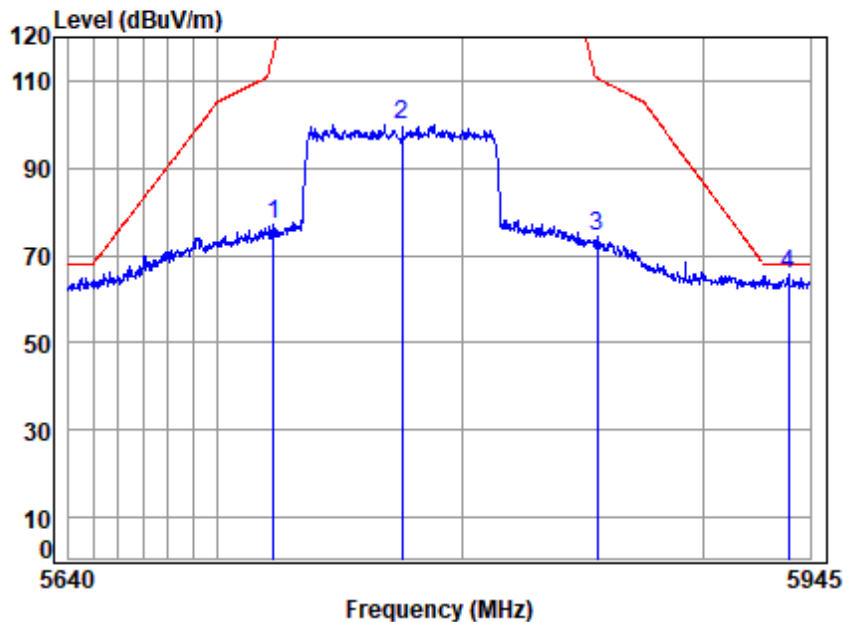
## SGS-CSTC Standards Technical Services Co., Ltd. Shenzhen Branch

SZEMC-TRF-01 Rev. A/1

Report No.: SZCR240900362305

Page: 182 of 334

Test Mode: 12; Polarity: Horizontal; Modulation:802.11ax(Full RU0); Bandwidth:80MHz; Channel: middle



Site : chamber  
Condition: 3m HORIZONTAL  
Job No : 03623AT\03624AT  
Mode : 5775 Band edge  
: 5G WIFI 11AX80

		Cable	Ant	Preamp	Read		Limit	Over	
	Freq	Loss	Factor	Factor	Level	Level	Line	Limit	Remark
	MHz	dB	dB/m	dB	dBuV	dBuV/m	dBuV/m	dB	
1	5722.582	19.46	34.25	31.57	55.06	77.20	116.69	-39.49	peak
2	5775.000	19.49	34.25	31.60	77.95	100.09	-----	-----	peak
3	5855.815	19.54	34.42	31.63	52.00	74.33	110.57	-36.24	peak
4 p	5935.927	19.59	34.67	31.67	42.89	65.48	68.20	-2.72	peak



SGS-CSTC Standards Technical Services Co., Ltd.  
Shenzhen Branch (Shenzhen) Laboratory

Unless otherwise agreed in writing, this document is issued by the Company subject to its General Conditions of Service printed overleaf, available on request or accessible at <https://www.sgs.com/en/Terms-and-Conditions>. Attention is drawn to the limitation of liability, indemnification and jurisdiction issues defined therein. Any holder of this document is advised that information contained hereon reflects the Company's findings at the time of its intervention only and within the limits of Client's instructions, if any. The Company's sole responsibility is to its Client and this document does not exonerate parties to a transaction from exercising all their rights and obligations under the transaction documents. This document cannot be reproduced except in full, without prior written approval of the Company. Any unauthorized alteration, forgery or falsification of the content or appearance of this document is unlawful and offenders may be prosecuted to the fullest extent of the law. Unless otherwise stated the results shown in this test report refer only to the sample(s) tested and such sample(s) are retained for 30 days only.

Attention: To check the authenticity of testing /inspection report & certificate, please contact us at telephone: (86-755) 8307 1443, or email: [CN.Doccheck@sgs.com](mailto:CN.Doccheck@sgs.com)

No.1 Workshop, M-10, Middle Section, Science & Technology Park, Nanshan District, Shenzhen, Guangdong, China 518057 t (86-755) 26012053 f (86-755) 26710594 www.sgs.com.cn  
中国·广东·深圳市南山区科技园中区M-10栋1号厂房 邮编: 518057 t (86-755) 26012053 f (86-755) 26710594 sgs.china@sgs.com

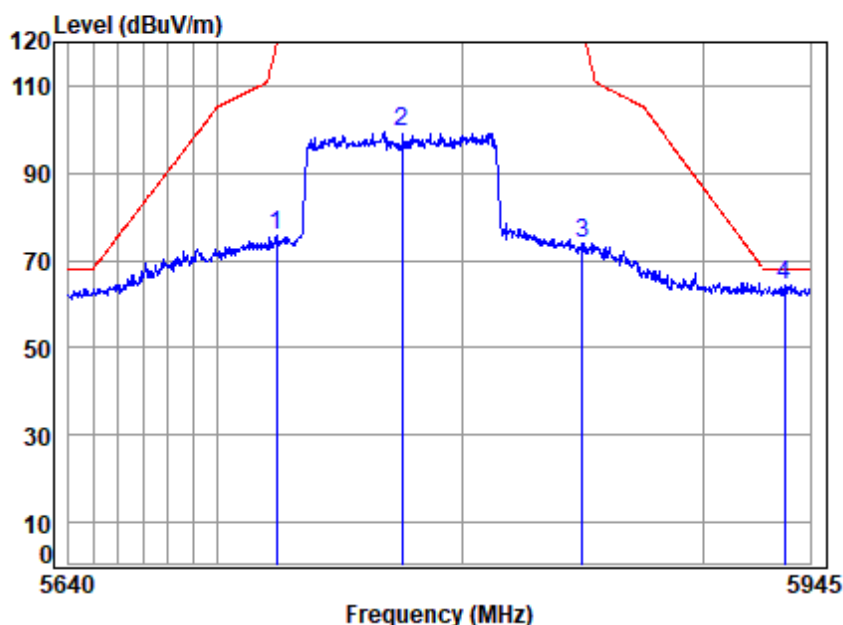
## SGS-CSTC Standards Technical Services Co., Ltd. Shenzhen Branch

SZEMC-TRF-01 Rev. A/1

Report No.: SZCR240900362305

Page: 183 of 334

Test Mode: 12; Polarity: Vertical; Modulation: 802.11ax(Full RU0); Bandwidth: 80MHz; Channel: middle



Site : chamber  
Condition: 3m VERTICAL  
Job No : 03623AT\03624AT  
Mode : 5775 Band edge  
: 5G WIFI 11AX80

		Cable	Ant	Preamp	Read	Limit	Over	
	Freq	Loss	Factor	Factor	Level	Level	Line	Limit Remark
	MHz	dB	dB/m	dB	dBuV	dBuV/m	dBuV/m	dB
1	5723.787	19.46	34.25	31.57	53.63	75.77	119.44	-43.67 peak
2	5775.000	19.49	34.25	31.60	77.28	99.42	-----	----- peak
3	5849.650	19.54	34.40	31.63	51.70	74.01	-----	----- peak
4 p	5934.364	19.59	34.67	31.67	41.73	64.32	68.20	-3.88 peak



SGS-CSTC Standards Technical Services Co., Ltd.  
Shenzhen Branch (Shenzhen) Laboratory

Unless otherwise agreed in writing, this document is issued by the Company subject to its General Conditions of Service printed overleaf, available on request or accessible at <https://www.sgs.com/en/Terms-and-Conditions>. Attention is drawn to the limitation of liability, indemnification and jurisdiction issues defined therein. Any holder of this document is advised that information contained hereon reflects the Company's findings at the time of its intervention only and within the limits of Client's instructions, if any. The Company's sole responsibility is to its Client and this document does not exonerate parties to a transaction from exercising all their rights and obligations under the transaction documents. This document cannot be reproduced except in full, without prior written approval of the Company. Any unauthorized alteration, forgery or falsification of the content or appearance of this document is unlawful and offenders may be prosecuted to the fullest extent of the law. Unless otherwise stated the results shown in this test report refer only to the sample(s) tested and such sample(s) are retained for 30 days only.

Attention: To check the authenticity of testing /inspection report & certificate, please contact us at telephone: (86-755) 8307 1443, or email: [CN.Doccheck@sgs.com](mailto:CN.Doccheck@sgs.com)

No.1 Workshop, M-10, Middle Section, Science & Technology Park, Nanshan District, Shenzhen, Guangdong, China 518057 t (86-755) 26012053 f (86-755) 26710594 www.sgs.com.cn  
中国·广东·深圳市南山区科技园中区M-10栋1号厂房 邮编: 518057 t (86-755) 26012053 f (86-755) 26710594 sgs.china@sgs.com

## SGS-CSTC Standards Technical Services Co., Ltd. Shenzhen Branch

SZEMC-TRF-01 Rev. A/1

Report No.: SZCR240900362305

Page: 184 of 334

### 7.6 Duty Cycle

Test Requirement KDB 789033 D02 II B 1

Test Method: KDB 789033 II B 1

#### 7.6.1 E.U.T. Operation

Operating Environment:

Temperature: 24.5 °C

Humidity: 40.8 % RH

Atmospheric Pressure: 1020 mbar

#### 7.6.2 Test Mode Description

Pre-scan / Final test	Mode Code	Description
Final test	09	TX mode (U-NII-1)_Keep the EUT in continuously transmitting mode with all modulation types. All data rates for each modulation type have been tested and found the data rate @ 6Mbps is the worst case of IEEE 802.11a; data rate @ MCS0 is the worst case of IEEE 802.11n(HT20), 802.11n(HT40), 802.11ac(VHT20), 802.11ac(VHT40), 802.11ac(VHT80); data rate @HE0 is the worst case of IEEE 802.11ax(HEW20), 802.11ax(HEW40), 802.11ax(HEW80). Only the data of worst case is recorded in the report.
Final test	10	TX mode (U-NII-3) _Keep the EUT in continuously transmitting mode with all modulation types. All data rates for each modulation type have been tested and found the data rate @ 6Mbps is the worst case of IEEE 802.11a; data rate @ MCS0 is the worst case of IEEE 802.11n(HT20), 802.11n(HT40), 802.11ac(VHT20), 802.11ac(VHT40), 802.11ac(VHT80); data rate @HE0 is the worst case of IEEE 802.11ax(HEW20), 802.11ax(HEW40), 802.11ax(HEW80). Only the data of worst case is recorded in the report.



SGS-CSTC Standards Technical Services Co., Ltd.  
Shenzhen Branch Inspection & Testing Services

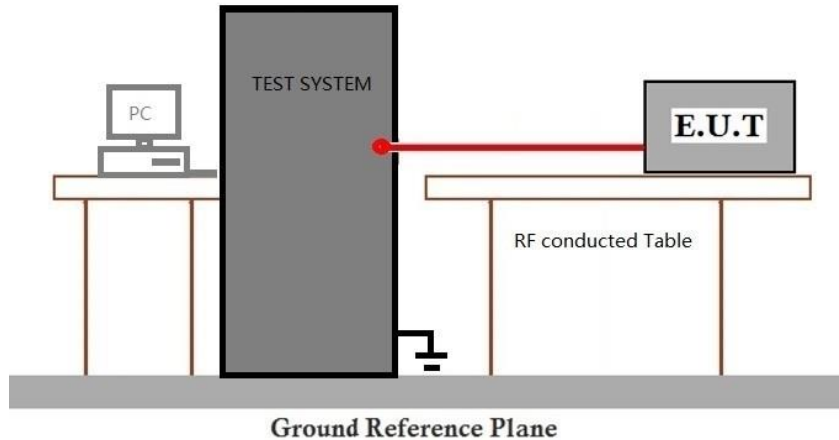
Unless otherwise agreed in writing, this document is issued by the Company subject to its General Conditions of Service printed overleaf, available on request or accessible at <https://www.sgs.com/en/Terms-and-Conditions>. Attention is drawn to the limitation of liability, indemnification and jurisdiction issues defined therein. Any holder of this document is advised that information contained hereon reflects the Company's findings at the time of its intervention only and within the limits of Client's instructions, if any. The Company's sole responsibility is to its Client and this document does not exonerate parties to a transaction from exercising all their rights and obligations under the transaction documents. This document cannot be reproduced except in full, without prior written approval of the Company. Any unauthorized alteration, forgery or falsification of the content or appearance of this document is unlawful and offenders may be prosecuted to the fullest extent of the law. Unless otherwise stated the results shown in this test report refer only to the sample(s) tested and such sample(s) are retained for 30 days only.

Attention: To check the authenticity of testing /inspection report & certificate, please contact us at telephone: (86-755) 8307 1443, or email: [CN.Doccheck@sgs.com](mailto:CN.Doccheck@sgs.com)

No.1 Workshop, M-10, Middle Section, Science & Technology Park, Nanshan District, Shenzhen, Guangdong, China 518057 t (86-755) 26012053 f (86-755) 26710594 www.sgs.com.cn  
中国·广东·深圳市南山区科技园中区M-10栋1号厂房 邮编: 518057 t (86-755) 26012053 f (86-755) 26710594 sgs.china@sgs.com



### 7.6.3 Test Setup Diagram



### 7.6.4 Measurement Procedure and Data

Please Refer to Appendix for Details

# SGS-CSTC Standards Technical Services Co., Ltd. Shenzhen Branch

SZEMC-TRF-01 Rev. A/1

Report No.: SZCR240900362305

Page: 186 of 334

## 7.7 99% Bandwidth

Test Requirement N/A  
Test Method: KDB 789033 II D

### 7.7.1 E.U.T. Operation

Operating Environment:  
Temperature: 24.5 °C Humidity: 40.8 % RH Atmospheric Pressure: 1020 mbar

### 7.7.2 Test Mode Description

Pre-scan / Final test	Mode Code	Description
Final test	09	TX mode (U-NII-1)_Keep the EUT in continuously transmitting mode with all modulation types. All data rates for each modulation type have been tested and found the data rate @ 6Mbps is the worst case of IEEE 802.11a; data rate @ MCS0 is the worst case of IEEE 802.11n(HT20), 802.11n(HT40), 802.11ac(VHT20), 802.11ac(VHT40), 802.11ac(VHT80); data rate @HE0 is the worst case of IEEE 802.11ax(HEW20), 802.11ax(HEW40), 802.11ax(HEW80). Only the data of worst case is recorded in the report.
Final test	10	TX mode (U-NII-3) _Keep the EUT in continuously transmitting mode with all modulation types.All data rates for each modulation type have been tested and found the data rate @ 6Mbps is the worst case of IEEE 802.11a; data rate @ MCS0 is the worst case of IEEE 802.11n(HT20), 802.11n(HT40), 802.11ac(VHT20), 802.11ac(VHT40), 802.11ac(VHT80); data rate @HE0 is the worst case of IEEE 802.11ax(HEW20), 802.11ax(HEW40), 802.11ax(HEW80). Only the data of worst case is recorded in the report.



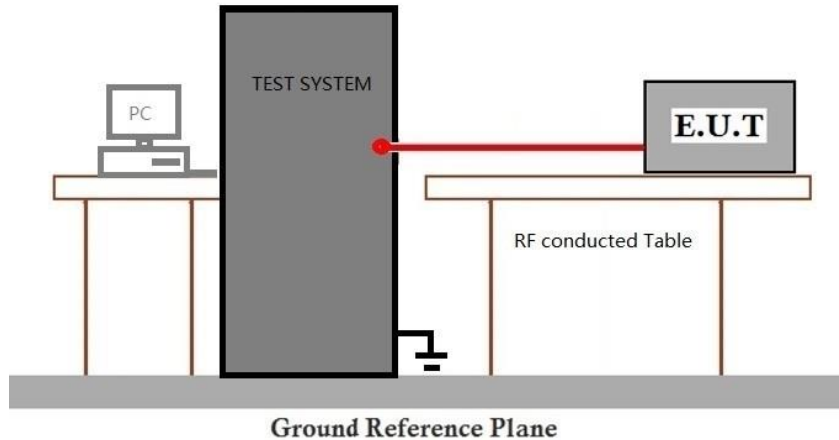
SGS-CSTC Standards Technical Services Co., Ltd.  
Shenzhen Branch Testing & Calibration Laboratory

Unless otherwise agreed in writing, this document is issued by the Company subject to its General Conditions of Service printed overleaf, available on request or accessible at <https://www.sgs.com/en/Terms-and-Conditions>. Attention is drawn to the limitation of liability, indemnification and jurisdiction issues defined therein. Any holder of this document is advised that information contained hereon reflects the Company's findings at the time of its intervention only and within the limits of Client's instructions, if any. The Company's sole responsibility is to its Client and this document does not exonerate parties to a transaction from exercising all their rights and obligations under the transaction documents. This document cannot be reproduced except in full, without prior written approval of the Company. Any unauthorized alteration, forgery or falsification of the content or appearance of this document is unlawful and offenders may be prosecuted to the fullest extent of the law. Unless otherwise stated the results shown in this test report refer only to the sample(s) tested and such sample(s) are retained for 30 days only.

Attention: To check the authenticity of testing /inspection report & certificate, please contact us at telephone: (86-755) 8307 1443, or email: [CN.Doccheck@sgs.com](mailto:CN.Doccheck@sgs.com)

No.1 Workshop, M-10, Middle Section, Science & Technology Park, Nanshan District, Shenzhen, Guangdong, China 518057 t (86-755) 26012053 f (86-755) 26710594 www.sgsgroup.com.cn  
中国·广东·深圳市南山区科技园中区M-10栋1号厂房 邮编: 518057 t (86-755) 26012053 f (86-755) 26710594 sgs.china@sgs.com

### 7.7.3 Test Setup Diagram



### 7.7.4 Measurement Procedure and Data

Please Refer to Appendix for Details

# SGS-CSTC Standards Technical Services Co., Ltd. Shenzhen Branch

SZEMC-TRF-01 Rev. A/1

Report No.: SZCR240900362305

Page: 188 of 334

## 7.8 26dB Emission bandwidth

Test Requirement 47 CFR Part 15, Subpart E 15.407 (a)

Test Method: KDB 789033 D02 II C 1

### 7.8.1 E.U.T. Operation

Operating Environment:

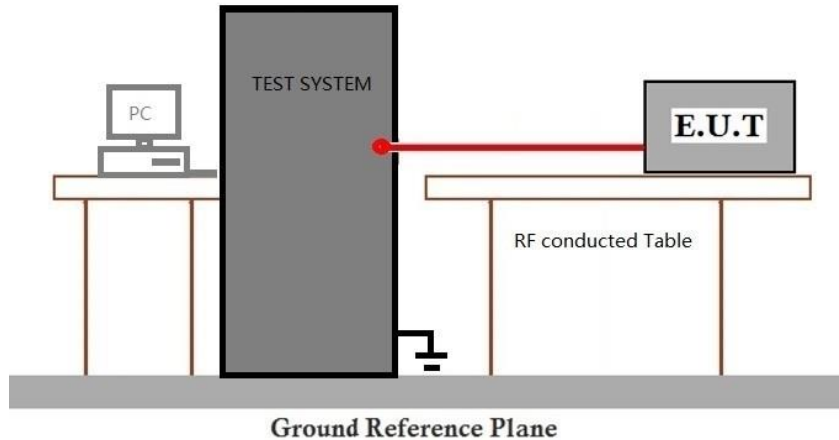
Temperature: 24.5 °C Humidity: 40.8 % RH Atmospheric Pressure: 1020 mbar

### 7.8.2 Test Mode Description

Pre-scan / Final test	Mode Code	Description
Final test	09	TX mode (U-NII-1)_Keep the EUT in continuously transmitting mode with all modulation types. All data rates for each modulation type have been tested and found the data rate @ 6Mbps is the worst case of IEEE 802.11a; data rate @ MCS0 is the worst case of IEEE 802.11n(HT20), 802.11n(HT40), 802.11ac(VHT20), 802.11ac(VHT40), 802.11ac(VHT80); data rate @HE0 is the worst case of IEEE 802.11ax(HEW20), 802.11ax(HEW40), 802.11ax(HEW80). Only the data of worst case is recorded in the report.
Final test	10	TX mode (U-NII-3) _Keep the EUT in continuously transmitting mode with all modulation types.All data rates for each modulation type have been tested and found the data rate @ 6Mbps is the worst case of IEEE 802.11a; data rate @ MCS0 is the worst case of IEEE 802.11n(HT20), 802.11n(HT40), 802.11ac(VHT20), 802.11ac(VHT40), 802.11ac(VHT80); data rate @HE0 is the worst case of IEEE 802.11ax(HEW20), 802.11ax(HEW40), 802.11ax(HEW80). Only the data of worst case is recorded in the report.



### 7.8.3 Test Setup Diagram



### 7.8.4 Measurement Procedure and Data

Please Refer to Appendix for Details

# SGS-CSTC Standards Technical Services Co., Ltd. Shenzhen Branch

SZEMC-TRF-01 Rev. A/1

Report No.: SZCR240900362305

Page: 190 of 334

## 7.9 Minimum 6 dB bandwidth (5.725-5.85 GHz band )

Test Requirement 47 CFR Part 15, Subpart E 15.407 (e)

Test Method: KDB 789033 D02 II C 2

Limit:

Frequency band(MHz)	Limit
5725-5850	≥500 kHz

### 7.9.1 E.U.T. Operation

Operating Environment:

Temperature: 24.5 °C Humidity: 40.8 % RH Atmospheric Pressure: 1020 mbar

### 7.9.2 Test Mode Description

Pre-scan / Final test	Mode Code	Description
Final test	10	TX mode (U-NII-3) _Keep the EUT in continuously transmitting mode with all modulation types.All data rates for each modulation type have been tested and found the data rate @ 6Mbps is the worst case of IEEE 802.11a; data rate @ MCS0 is the worst case of IEEE 802.11n(HT20), 802.11n(HT40), 802.11ac(VHT20), 802.11ac(VHT40), 802.11ac(VHT80); data rate @HE0 is the worst case of IEEE 802.11ax(HEW20), 802.11ax(HEW40), 802.11ax(HEW80). Only the data of worst case is recorded in the report.



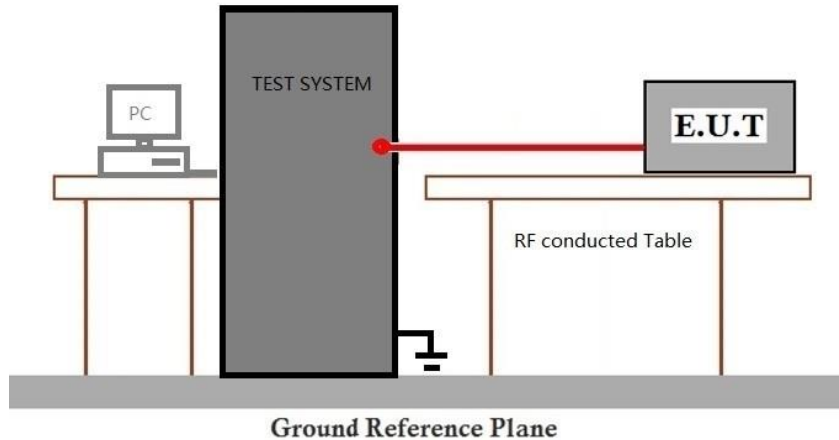
SGS-CSTC Standards Technical Services Co., Ltd.  
Shenzhen Branch Inspection & Testing Laboratory

Unless otherwise agreed in writing, this document is issued by the Company subject to its General Conditions of Service printed overleaf, available on request or accessible at <https://www.sgs.com/en/Terms-and-Conditions>. Attention is drawn to the limitation of liability, indemnification and jurisdiction issues defined therein. Any holder of this document is advised that information contained hereon reflects the Company's findings at the time of its intervention only and within the limits of Client's instructions, if any. The Company's sole responsibility is to its Client and this document does not exonerate parties to a transaction from exercising all their rights and obligations under the transaction documents. This document cannot be reproduced except in full, without prior written approval of the Company. Any unauthorized alteration, forgery or falsification of the content or appearance of this document is unlawful and offenders may be prosecuted to the fullest extent of the law. Unless otherwise stated the results shown in this test report refer only to the sample(s) tested and such sample(s) are retained for 30 days only.

Attention: To check the authenticity of testing /inspection report & certificate, please contact us at telephone: (86-755) 8307 1443, or email: [CN.Doccheck@sgs.com](mailto:CN.Doccheck@sgs.com)

No.1 Workshop, M-10, Middle Section, Science & Technology Park, Nanshan District, Shenzhen, Guangdong, China 518057 t (86-755) 26012053 f (86-755) 26710594 www.sgs.com.cn  
中国·广东·深圳市南山区科技园中区M-10栋1号厂房 邮编: 518057 t (86-755) 26012053 f (86-755) 26710594 sgs.china@sgs.com

### 7.9.3 Test Setup Diagram



### 7.9.4 Measurement Procedure and Data

Please Refer to Appendix for Details

## 7.10 Peak Power spectrum density

Test Requirement 47 CFR Part 15, Subpart E 15.407 (a)

Test Method: KDB 789033 D02 II F

Limit:

Frequency band(MHz)	Limit
5150-5250	≤17dBm in 1MHz for master device
	≤11dBm in 1MHz for client device
5250-5350	≤11dBm in 1MHz for client device
5470-5725	≤11dBm in 1MHz for client device
5725-5850	≤30dBm in 500 kHz
Remark:	The maximum power spectral density is measured as a conducted emission by direct connection of a calibrated test instrument to the equipment under test.

### 7.10.1 E.U.T. Operation

Operating Environment:

Temperature: 24.5 °C

Humidity: 40.8 % RH

Atmospheric Pressure: 1020 mbar

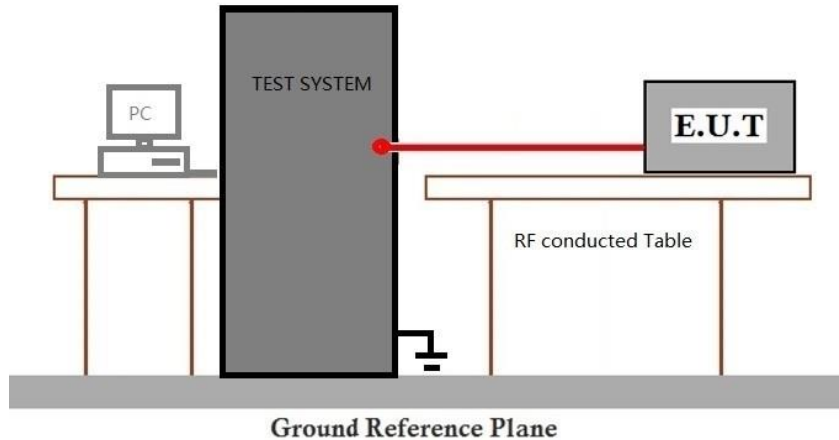
### 7.10.2 Test Mode Description

Pre-scan / Final test	Mode Code	Description
Final test	09	TX mode (U-NII-1)_Keep the EUT in continuously transmitting mode with all modulation types. All data rates for each modulation type have been tested and found the data rate @ 6Mbps is the worst case of IEEE 802.11a; data rate @ MCS0 is the worst case of IEEE 802.11n(HT20), 802.11n(HT40), 802.11ac(VHT20), 802.11ac(VHT40), 802.11ac(VHT80); data rate @HE0 is the worst case of IEEE 802.11ax(HEW20), 802.11ax(HEW40), 802.11ax(HEW80). Only the data of worst case is recorded in the report.
Final test	10	TX mode (U-NII-3) _Keep the EUT in continuously transmitting mode with all modulation types.All data rates for each modulation type have been tested and found the data rate @ 6Mbps is the worst case of IEEE 802.11a; data rate @ MCS0 is the worst case of IEEE 802.11n(HT20), 802.11n(HT40), 802.11ac(VHT20), 802.11ac(VHT40), 802.11ac(VHT80); data rate @HE0 is the worst case of IEEE 802.11ax(HEW20), 802.11ax(HEW40), 802.11ax(HEW80). Only the data of worst case is recorded in the report.





### 7.10.3 Test Setup Diagram



### 7.10.4 Measurement Procedure and Data

Please Refer to Appendix for Details

# SGS-CSTC Standards Technical Services Co., Ltd. Shenzhen Branch

SZEMC-TRF-01 Rev. A/1

Report No.: SZCR240900362305

Page: 194 of 334

## 7.11 Frequency Stability

Test Requirement 47 CFR Part 15, Subpart E 15.407 (g)

Test Method: ANSI C63.10 (2013) Section 6.8

### 7.11.1 E.U.T. Operation

Operating Environment:

Temperature: 24.5 °C

Humidity: 40.8 % RH

Atmospheric Pressure: 1020 mbar

### 7.11.2 Test Mode Description

Pre-scan / Final test	Mode Code	Description
Final test	09	TX mode (U-NII-1)_Keep the EUT in continuously transmitting mode with all modulation types. All data rates for each modulation type have been tested and found the data rate @ 6Mbps is the worst case of IEEE 802.11a; data rate @ MCS0 is the worst case of IEEE 802.11n(HT20), 802.11n(HT40), 802.11ac(VHT20), 802.11ac(VHT40), 802.11ac(VHT80); data rate @HE0 is the worst case of IEEE 802.11ax(HEW20), 802.11ax(HEW40), 802.11ax(HEW80). Only the data of worst case is recorded in the report.
Final test	10	TX mode (U-NII-3) _Keep the EUT in continuously transmitting mode with all modulation types. All data rates for each modulation type have been tested and found the data rate @ 6Mbps is the worst case of IEEE 802.11a; data rate @ MCS0 is the worst case of IEEE 802.11n(HT20), 802.11n(HT40), 802.11ac(VHT20), 802.11ac(VHT40), 802.11ac(VHT80); data rate @HE0 is the worst case of IEEE 802.11ax(HEW20), 802.11ax(HEW40), 802.11ax(HEW80). Only the data of worst case is recorded in the report.



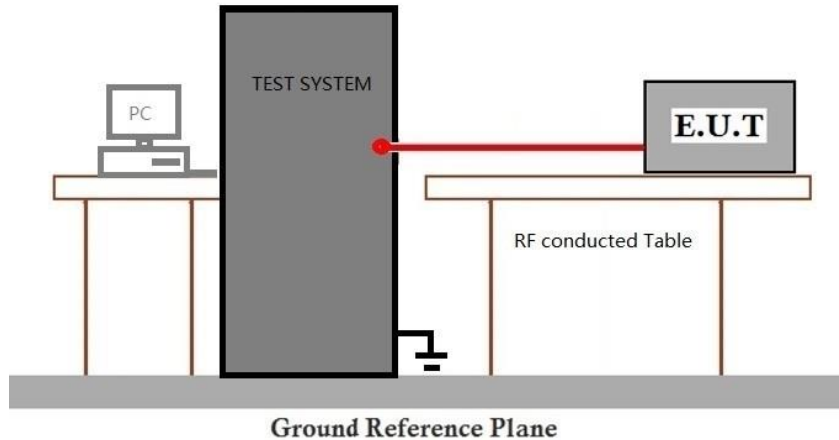
SGS-CSTC Standards Technical Services Co., Ltd.  
Shenzhen Branch Inspection & Testing Services

Unless otherwise agreed in writing, this document is issued by the Company subject to its General Conditions of Service printed overleaf, available on request or accessible at <https://www.sgs.com/en/Terms-and-Conditions>. Attention is drawn to the limitation of liability, indemnification and jurisdiction issues defined therein. Any holder of this document is advised that information contained hereon reflects the Company's findings at the time of its intervention only and within the limits of Client's instructions, if any. The Company's sole responsibility is to its Client and this document does not exonerate parties to a transaction from exercising all their rights and obligations under the transaction documents. This document cannot be reproduced except in full, without prior written approval of the Company. Any unauthorized alteration, forgery or falsification of the content or appearance of this document is unlawful and offenders may be prosecuted to the fullest extent of the law. Unless otherwise stated the results shown in this test report refer only to the sample(s) tested and such sample(s) are retained for 30 days only.

Attention: To check the authenticity of testing /inspection report & certificate, please contact us at telephone: (86-755) 8307 1443, or email: [CN.Doccheck@sgs.com](mailto:CN.Doccheck@sgs.com)

No.1 Workshop, M-10, Middle Section, Science & Technology Park, Nanshan District, Shenzhen, Guangdong, China 518057 t (86-755) 26012053 f (86-755) 26710594 www.sgsgroup.com.cn  
中国·广东·深圳市南山区科技园中区M-10栋1号厂房 邮编: 518057 t (86-755) 26012053 f (86-755) 26710594 sgs.china@sgs.com

### 7.11.3 Test Setup Diagram



### 7.11.4 Measurement Procedure and Data

Please Refer to Appendix for Details

## 8 Test Setup Photo

Refer to Setup Photo for SZCR2409003623AT

## 9 EUT Constructional Details (EUT Photos)

Refer to External and Internal Photos for SZCR2409003623AT





## 10 Appendix

### 1. Duty Cycle

#### 1.1 Test Result

##### 1.1.1 Ant0

Ant0								
Mode	TX Type	Frequency (MHz)	RU	T_on (ms)	Period (ms)	Duty Cycle (%)	Duty Cycle Correction Factor (dB)	Max. DC Variation (%)
802.11a	SISO	5180	/	1.430	1.447	98.83	0.05	0.03
		5200	/	1.429	1.447	98.76	0.05	0.03
		5240	/	1.430	1.447	98.83	0.05	0.03
		5745	/	1.429	1.446	98.82	0.05	0.03
		5785	/	1.430	1.447	98.83	0.05	0.03
		5825	/	1.429	1.447	98.76	0.05	0.03
802.11n (HT20)	MIMO	5180	/	0.693	0.711	97.47	0.11	0.03
		5200	/	0.694	0.711	97.61	0.11	0.03
		5240	/	0.692	0.711	97.33	0.12	0.00
		5745	/	0.693	0.711	97.47	0.11	0.03
		5785	/	0.694	0.711	97.61	0.11	0.03
		5825	/	0.693	0.711	97.47	0.11	0.03
802.11n (HT40)	MIMO	5190	/	0.358	0.375	95.47	0.20	0.04
		5230	/	0.356	0.375	94.93	0.23	0.04
		5755	/	0.358	0.376	95.21	0.21	0.07
		5795	/	0.358	0.375	95.47	0.20	0.04
802.11ac (VHT20)	MIMO	5180	/	0.696	0.715	97.34	0.12	0.06
		5200	/	0.102	0.119	85.71	0.67	0.19
		5240	/	0.696	0.715	97.34	0.12	0.03
		5745	/	0.101	0.119	84.87	0.71	0.13
		5785	/	0.101	0.118	85.59	0.68	0.03
		5825	/	0.102	0.119	85.71	0.67	0.11
802.11ac (VHT40)	MIMO	5190	/	0.076	0.095	80.00	0.97	0.11
		5230	/	0.078	0.095	82.11	0.86	0.18
		5755	/	0.078	0.095	82.11	0.86	0.12
		5795	/	0.078	0.095	82.11	0.86	0.14
802.11ac (VHT80)	MIMO	5210	/	0.195	0.212	91.98	0.36	0.09
		5775	/	0.194	0.212	91.51	0.39	0.06

## SGS-CSTC Standards Technical Services Co., Ltd. Shenzhen Branch

SZEMC-TRF-01 Rev. A/1

Report No.: SZCR240900362305

Page: 198 of 334

802.11ax (HEW20)	MIMO	5180	SU	0.696	0.715	97.34	0.12	0.07
		5200	SU	0.696	0.715	97.34	0.12	0.07
		5240	SU	0.696	0.714	97.48	0.11	0.03
		5745	SU	0.558	0.576	96.88	0.14	0.03
		5785	SU	0.696	0.715	97.34	0.12	0.03
		5825	SU	0.696	0.715	97.34	0.12	0.03
802.11ax (HEW40)	MIMO	5190	SU	0.360	0.379	94.99	0.22	0.07
		5230	SU	0.360	0.379	94.99	0.22	0.07
		5755	SU	0.360	0.379	94.99	0.22	0.07
		5795	SU	0.360	0.379	94.99	0.22	0.10
802.11ax (HEW80)	MIMO	5210	SU	0.192	0.212	90.57	0.43	0.09
		5775	SU	0.185	0.204	90.69	0.42	0.13



Unless otherwise agreed in writing, this document is issued by the Company subject to its General Conditions of Service printed overleaf, available on request or accessible at <https://www.sgs.com/en/Terms-and-Conditions>. Attention is drawn to the limitation of liability, indemnification and jurisdiction issues defined therein. Any holder of this document is advised that information contained hereon reflects the Company's findings at the time of its intervention only and within the limits of Client's instructions, if any. The Company's sole responsibility is to its Client and this document does not exonerate parties to a transaction from exercising all their rights and obligations under the transaction documents. This document cannot be reproduced except in full, without prior written approval of the Company. Any unauthorized alteration, forgery or falsification of the content or appearance of this document is unlawful and offenders may be prosecuted to the fullest extent of the law. Unless otherwise stated the results shown in this test report refer only to the sample(s) tested and such sample(s) are retained for 30 days only.

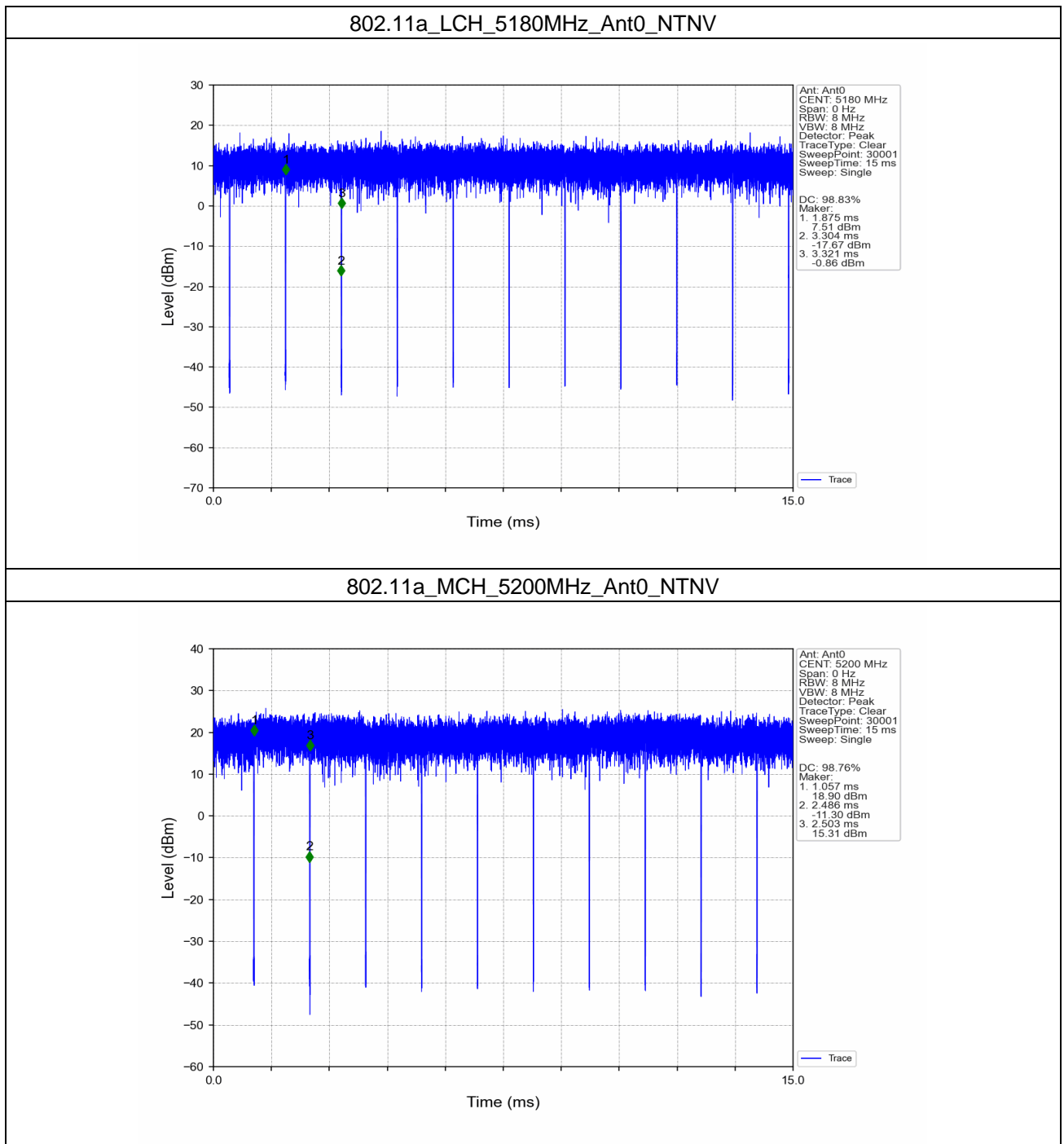
Attention: To check the authenticity of testing / inspection report & certificate, please contact us at telephone: (86-755) 8307 1443, or email: [CN.Doccheck@sgs.com](mailto:CN.Doccheck@sgs.com)

SGS-CSTC Standards Technical Services Co., Ltd.  
Shenzhen Branch (Shenzhen) Laboratory

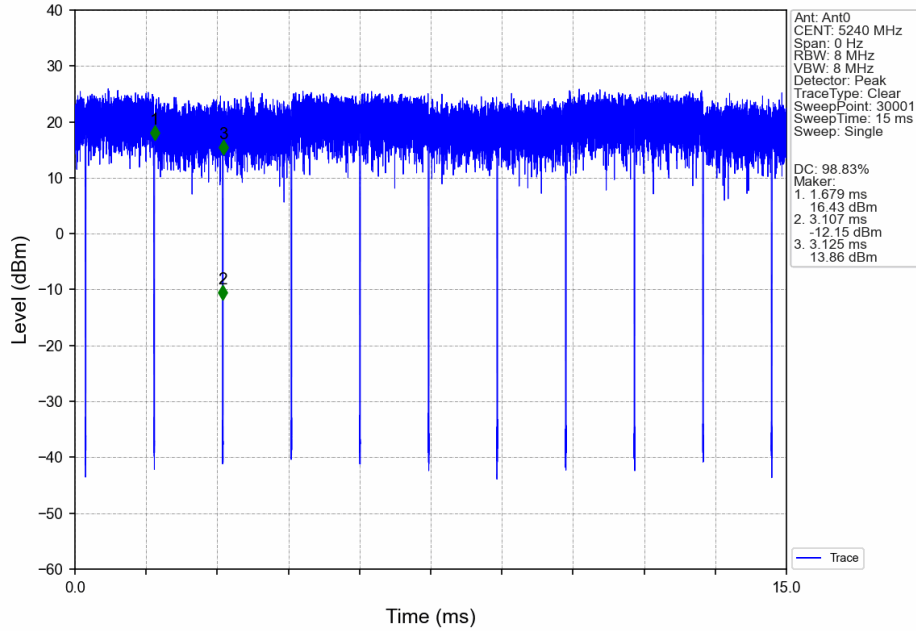
No.1 Workshop, M-10, Middle Section, Science & Technology Park, Nanshan District, Shenzhen, Guangdong, China 518057 t (86-755) 26012053 f (86-755) 26710594 www.sgs.com.cn  
中国·广东·深圳市南山区科技园中区M-10栋1号厂房 邮编: 518057 t (86-755) 26012053 f (86-755) 26710594 sgs.china@sgs.com

### 1.2 Test Graph

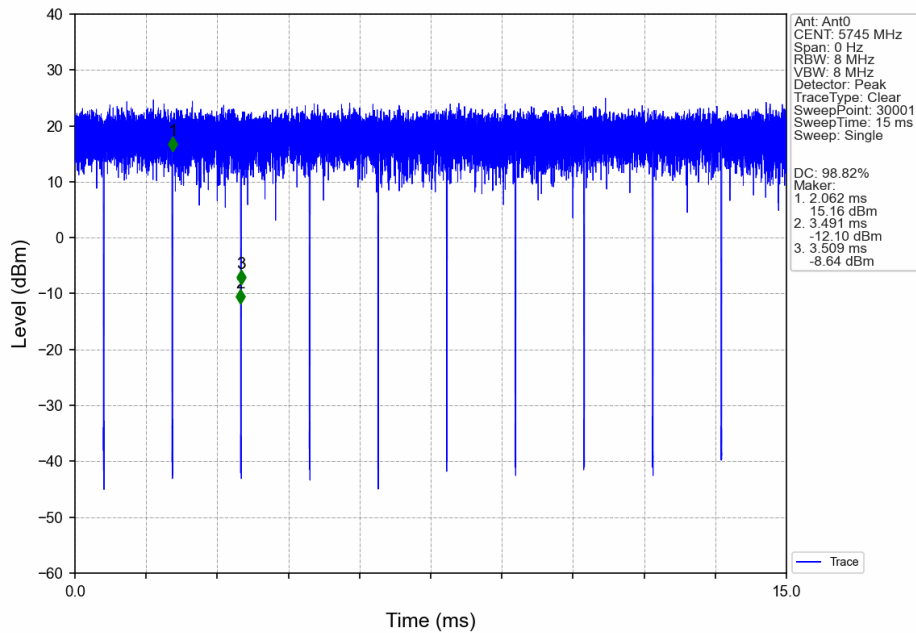
#### 1.2.1 Ant0



802.11a\_HCH\_5240MHz\_Ant0\_NTNV

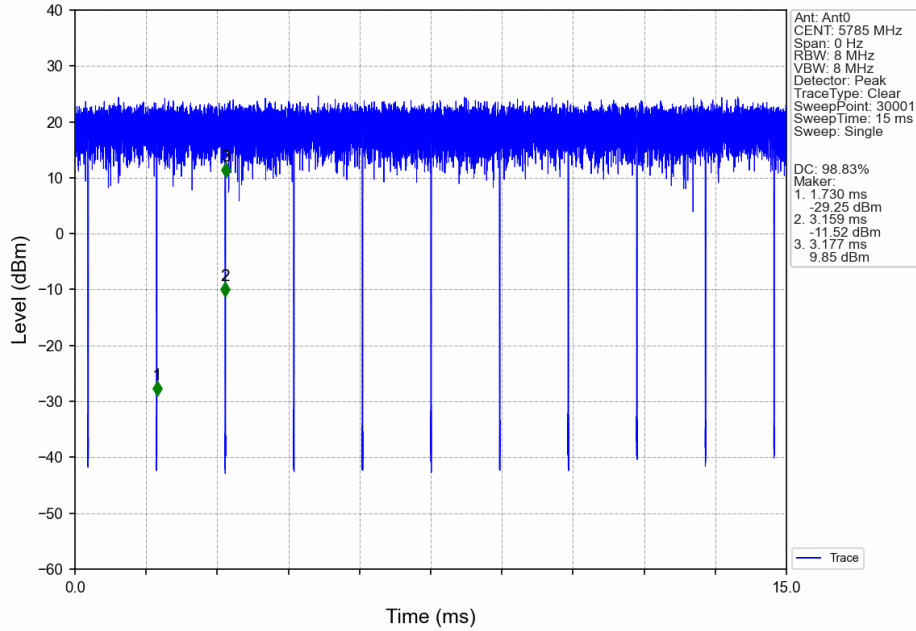


802.11a\_LCH\_5745MHz\_Ant0\_NTNV

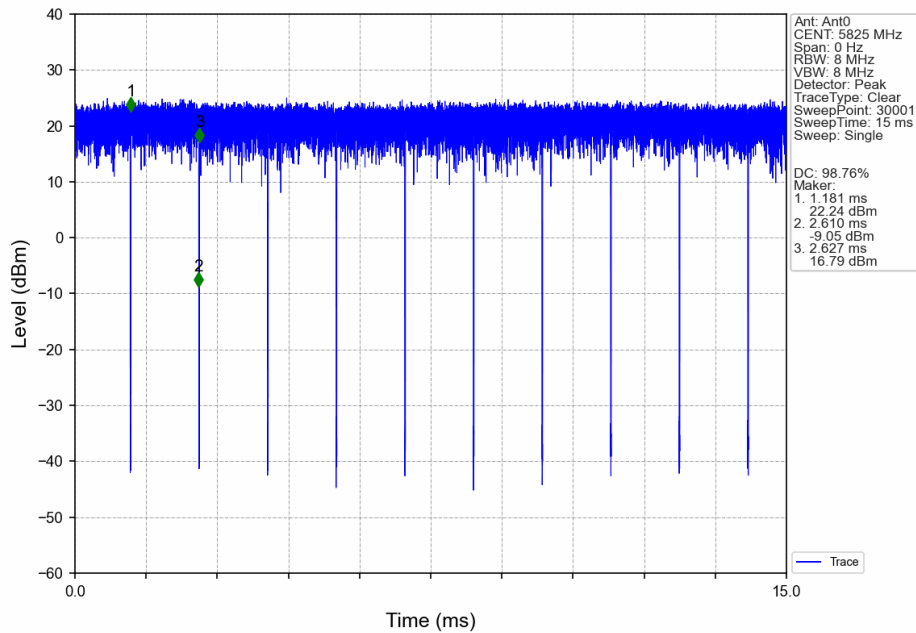




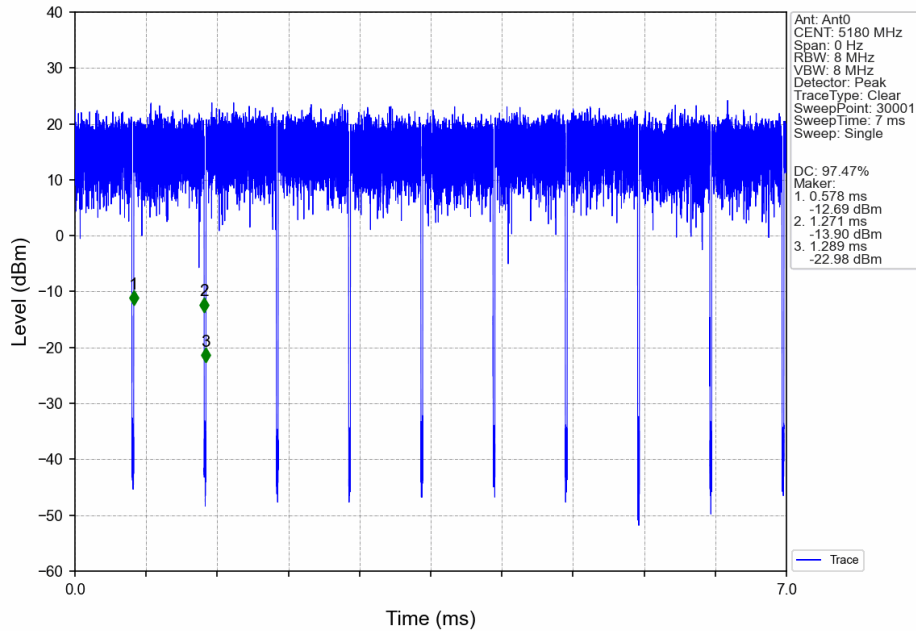
802.11a\_MCH\_5785MHz\_Ant0\_NTNV



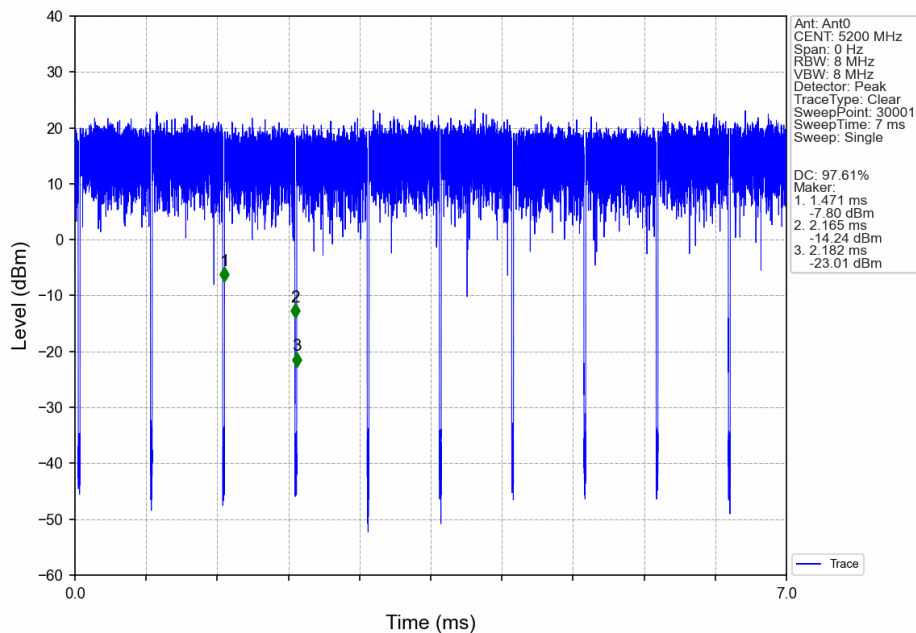
802.11a\_HCH\_5825MHz\_Ant0\_NTNV



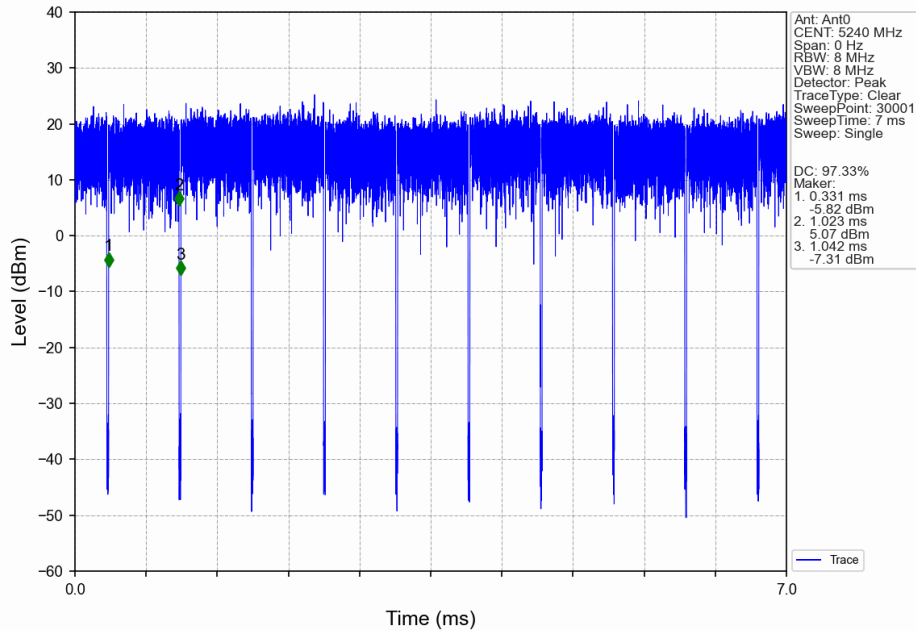
### 802.11n(HT20)\_LCH\_5180MHz\_Ant0\_NTNV



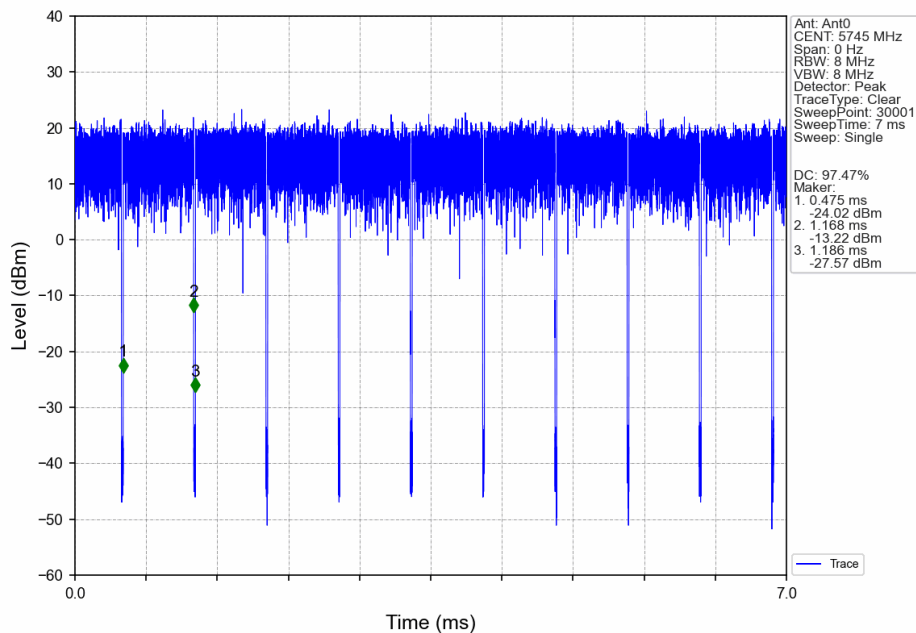
### 802.11n(HT20)\_MCH\_5200MHz\_Ant0\_NTNV



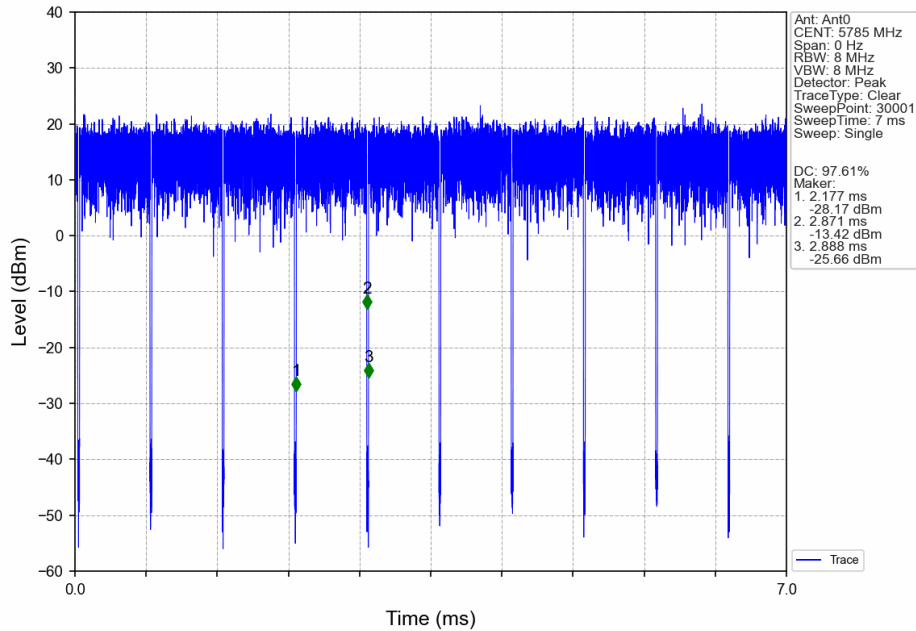
### 802.11n(HT20)\_HCH\_5240MHz\_Ant0\_NTNV



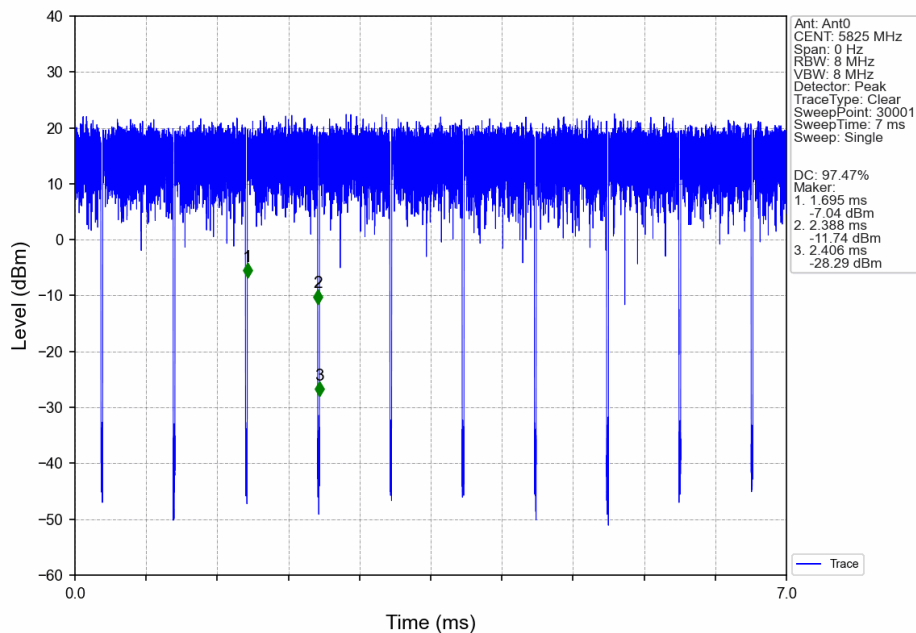
### 802.11n(HT20)\_LCH\_5745MHz\_Ant0\_NTNV



802.11n(HT20)\_MCH\_5785MHz\_Ant0\_NTNV

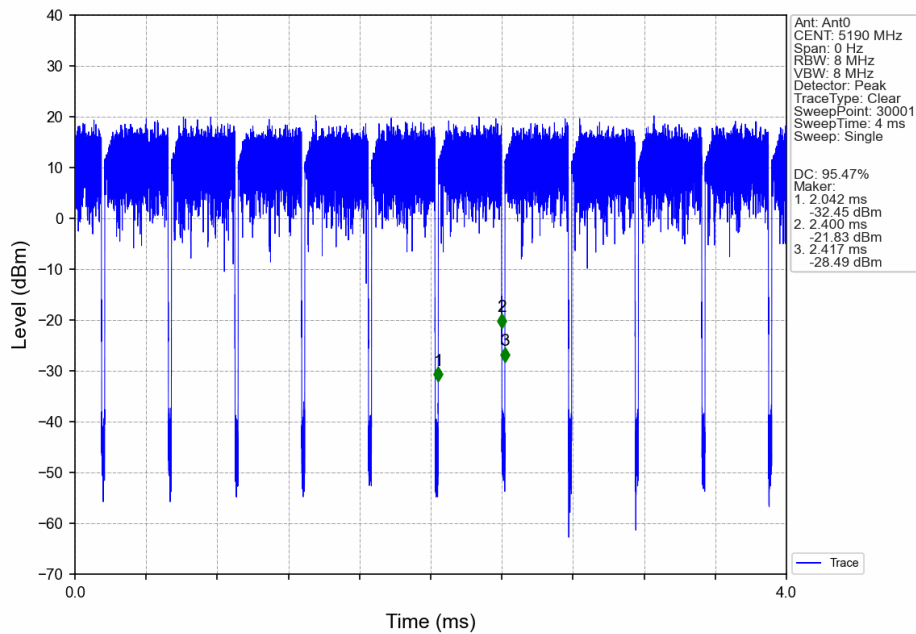


802.11n(HT20)\_HCH\_5825MHz\_Ant0\_NTNV

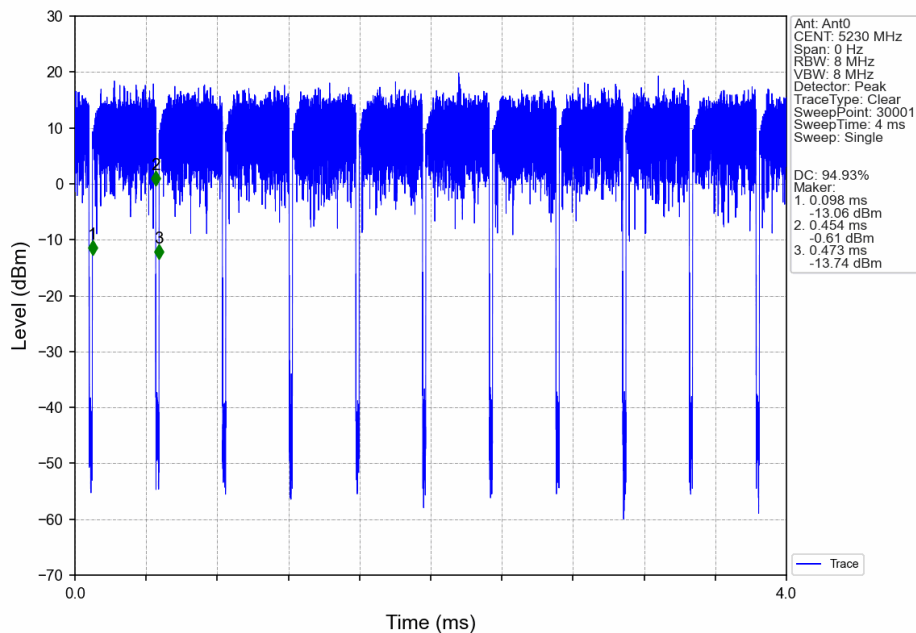




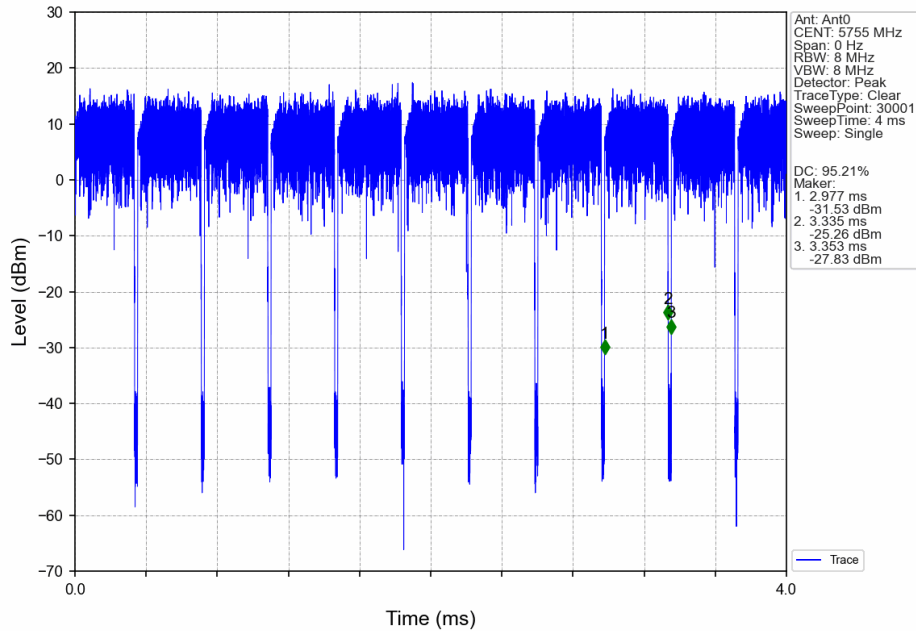
### 802.11n(HT40)\_LCH\_5190MHz\_Ant0\_NTNV



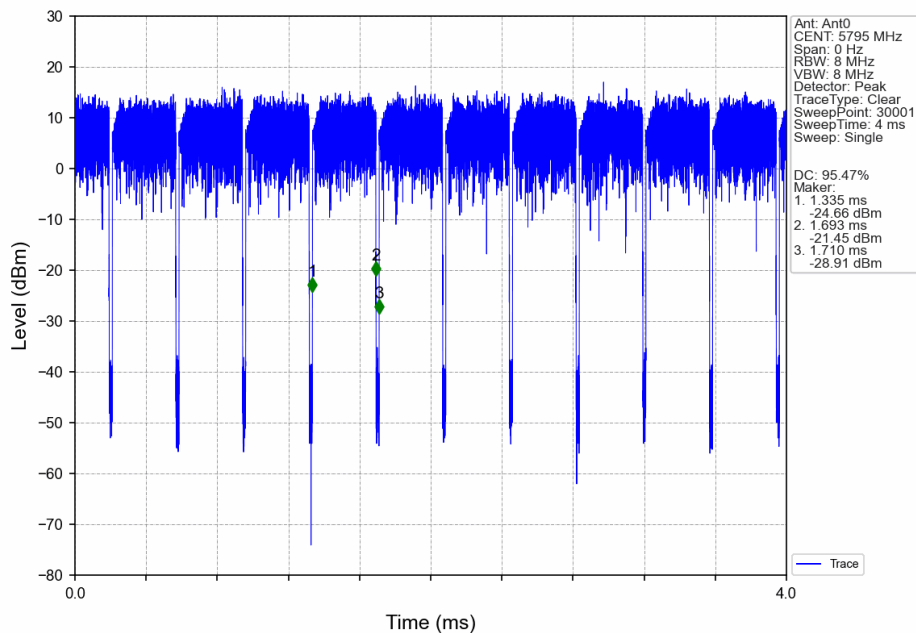
### 802.11n(HT40)\_HCH\_5230MHz\_Ant0\_NTNV



### 802.11n(HT40)\_LCH\_5755MHz\_Ant0\_NTNV



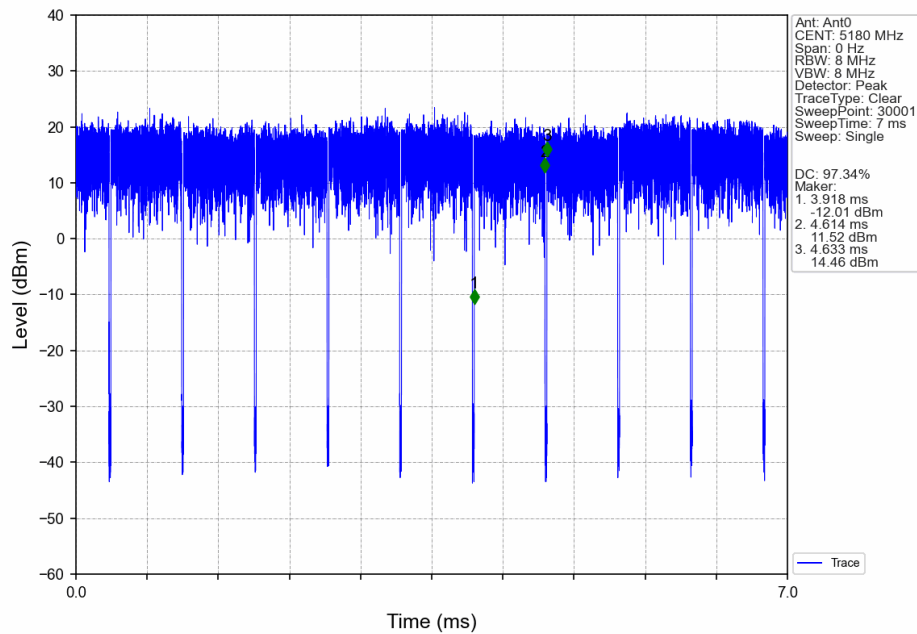
### 802.11n(HT40)\_HCH\_5795MHz\_Ant0\_NTNV



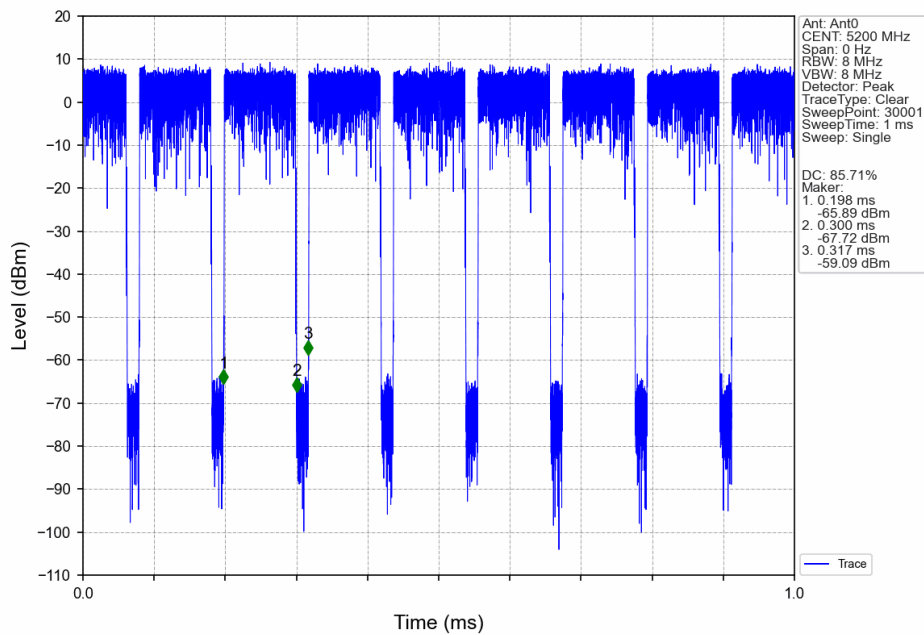
Unless otherwise agreed in writing, this document is issued by the Company subject to its General Conditions of Service printed overleaf, available on request or accessible at <https://www.sgs.com/en/Terms-and-Conditions>. Attention is drawn to the limitation of liability, indemnification and jurisdiction issues defined therein. Any holder of this document is advised that information contained hereon reflects the Company's findings at the time of its intervention only and within the limits of Client's instructions, if any. The Company's sole responsibility is to its Client and this document does not exonerate parties to a transaction from exercising all their rights and obligations under the transaction documents. This document cannot be reproduced except in full, without prior written approval of the Company. Any unauthorized alteration, forgery or falsification of the content or appearance of this document is unlawful and offenders may be prosecuted to the fullest extent of the law. Unless otherwise stated the results shown in this test report refer only to the sample(s) tested and such sample(s) are retained for 30 days only.

Attention: To check the authenticity of testing /inspection report & certificate, please contact us at telephone: (86-755) 8307 1443, or email: [CN.Doccheck@sgs.com](mailto:CN.Doccheck@sgs.com)

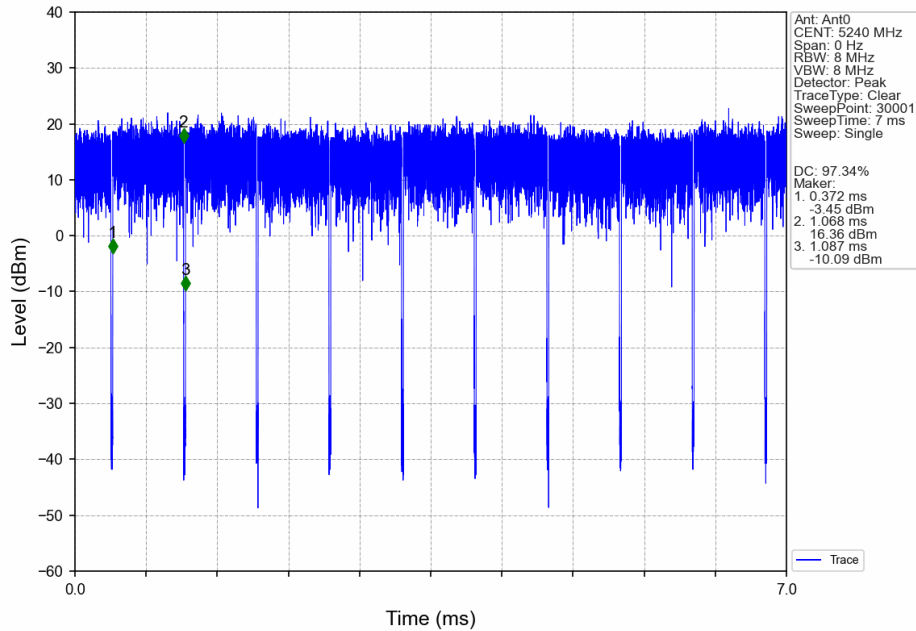
802.11ac(VHT20)\_LCH\_5180MHz\_Ant0\_NTNV



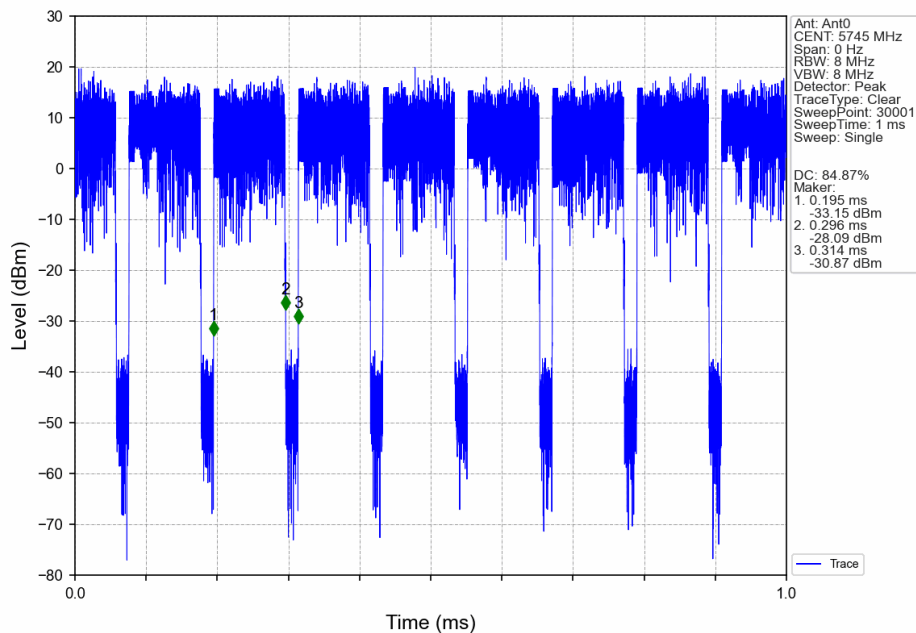
802.11ac(VHT20)\_MCH\_5200MHz\_Ant0\_NTNV



802.11ac(VHT20)\_HCH\_5240MHz\_Ant0\_NTNV

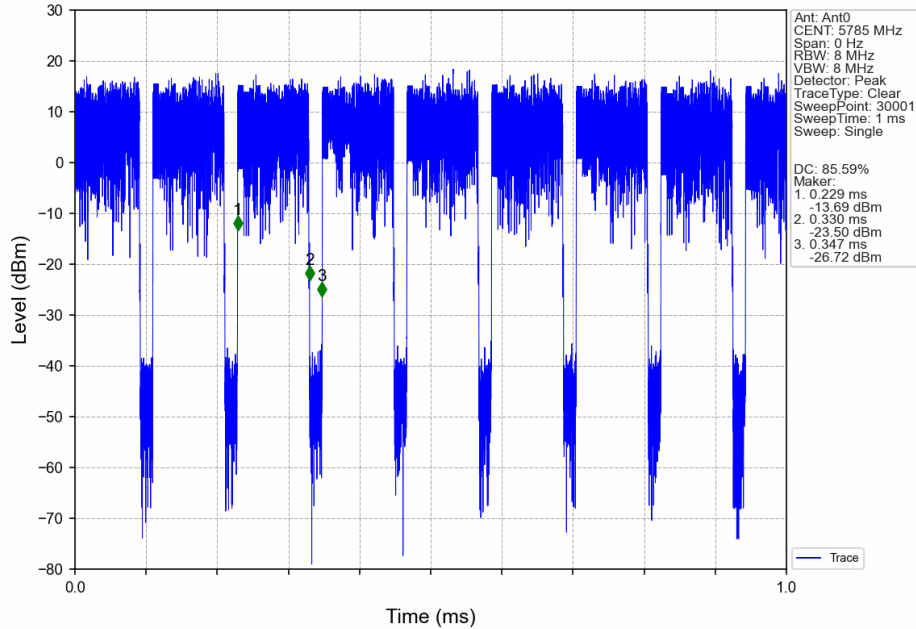


802.11ac(VHT20)\_LCH\_5745MHz\_Ant0\_NTNV

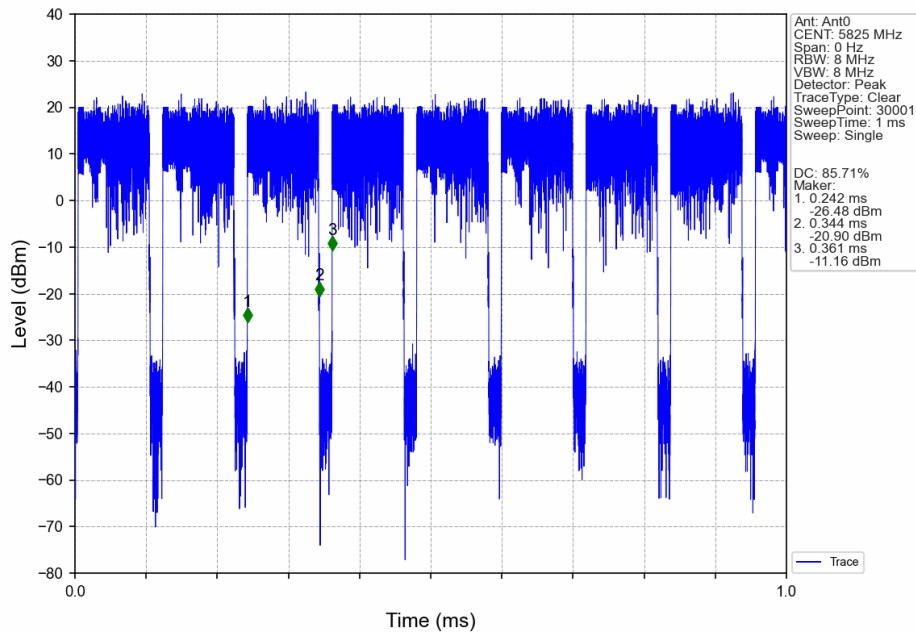




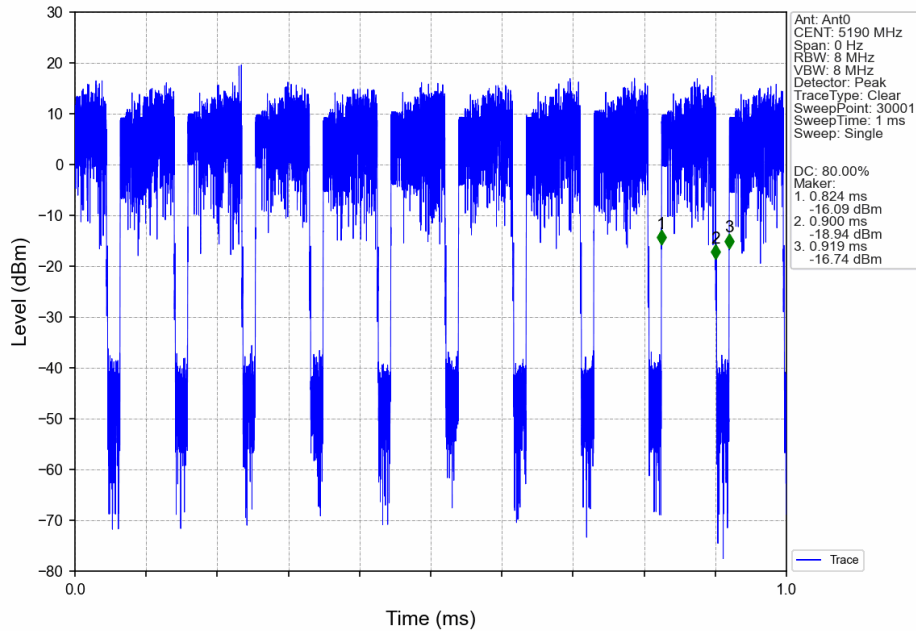
### 802.11ac(VHT20)\_MCH\_5785MHz\_Ant0\_NTNV



### 802.11ac(VHT20)\_HCH\_5825MHz\_Ant0\_NTNV



802.11ac(VHT40)\_LCH\_5190MHz\_Ant0\_NTNV



802.11ac(VHT40)\_HCH\_5230MHz\_Ant0\_NTNV

