



INTERNATIONAL ELECTRICAL CERTIFICATION CENTRE LTD.

**F C C -  
TEST REPORT**

REPORT NO.: 17121/8/400F

Units 602-605, 6/F., 31 Lok Yip Road, On Lok Tsuen, Fanling, N.T., Hong Kong  
Tel: [852] 2305-2570 Fax: [852] 2756-4480



INTERNATIONAL ELECTRICAL  
CERTIFICATION CENTRE LTD.

## FCC – Test Report

No. 17121/8/400F

Date: 1998-08-10

Page 2 of 11

FCC listed testlab  
acc. to Section 2.948 of the FCC - Rules

in compliance with the requirements of  
ANSI C63.4 - 1992

**Product** : Remote Control Car -- 49 MHz  
Transmitter

**Model** : 8809-49MHz

**Applicant** : ECHO TOYS LTD

**Manufacturer** : ECHO ELECTRONIC TOYS  
FACTORY



INTERNATIONAL ELECTRICAL  
CERTIFICATION CENTRE LTD.

## FCC – Test Report

No. 17121/8/400F

Date: 1998-08-10

Page 3 of 11

### TABLE OF CONTENTS

1. Cover sheet
2. Introduction
3. Table of Contents
4. Laboratory Report
5. Summary of Testresults
6. Test Equipment List
7. Radiated Emission Testprocedure
8. Interference Radiation (Datasheet)
9. Notes for Radiation Measurement (acc. to ANSI C63.4 - 1992)
10. Measurement of Emissions within Band Edges (Datasheet)
11. Notes for Measurement of Emissions within Band Edges



INTERNATIONAL ELECTRICAL  
CERTIFICATION CENTRE LTD.

## FCC – Test Report

No. 17121/8/400F

Date: 1998-08-10

Page 4 of 11

# LABORATORY - REPORT

**APPLICANT:**

ECHO TOYS LTD

**ADDRESS:**

8 A&B, Block 1, Tai Ping Industrial Centre  
57 Ting Kok Road  
Taipo, NT  
HONG KONG

**DATE OF SAMPLE RECEIVED:** 1998-07-28

**DATE OF TESTING:** 1998-08-10

**DESCRIPTION OF SAMPLE:**

Product:

Remote Control Car -- 49 MHz Transmitter

Manufacturer:

ECHO ELECTRONIC TOYS FACTORY

Model number:

8809-49MHz

Rating:

DC 9V ('6F22' Size Battery x 1)

Country of Origin:

P.R. CHINA

**INVESTIGATIONS  
REQUESTED:**

Measurements to the relevant clauses of F.C.C. Rules and Regulations  
Part 15 Subpart C - Intentional Radiators

**RESULTS:**

See the attached test sheets

**CONCLUSIONS**

From the measurement data obtained, the tested sample was considered  
to have COMPLIED with the requirements for the relevant clauses of  
Federal Communications Commission Rules as specified above.



Authorized Signature

**Remark:** Purpose of those tests in this report is to provide the applicant with the necessary test data of their device for the submission to FCC with application for Equipment Authorization under the FCC Equipment Authorization Program. The tests themselves are not Approval Tests



INTERNATIONAL ELECTRICAL  
CERTIFICATION CENTRE LTD.

## FCC – Test Report

No. 17121/8/400F

Date: 1998-08-10

Page 5 of 11

# Summary of Test Results

### Interference Radiation:

Test result: O.K.  
Test data: See attached data sheet

### Interference Voltage:

Test result: N.A.  
Test data: N.A.

### Measurement of Emissions within Band Edges

Test result: O.K.  
Test data: See attached data sheet



INTERNATIONAL ELECTRICAL  
CERTIFICATION CENTRE LTD.

## FCC – Test Report

No. 17121/8/400F

Date: 1998-08-10

Page 6 of 11

### TEST EQUIPMENT LIST

Equipment	Manufacturer	Model	Serial Number	Remark
Test Receiver	Rohde & Schwarz	ESH 3	863497/015	10KHz – 30MHz
Test Receiver	Rohde & Schwarz	ESVP	860688/022	25MHz – 1,300 MHz
Artificial Mains Network (LISN)	Schwarzbeck	NSLK 8127	--	2 x 10A, 50Ω, 50μH 10KHz-30MHz
Antenna System	Schwarzbeck	BBA 9106 / UHALP 9107	--	30MHz – 1000MHz
Antenna Mast System	Schwarzbeck	AM9104	--	Max. 4 meters height
Spectrum Analyzer with Q. Peak	Tektronix	2712	B023006	9KHz – 1.8GHz
Interface for Spectrum 2712	Tektronix	TD3F14A	--	
Test Receiver	Rohde & Schwarz	ESH 3	892580/006	10KHz – 30MHz
Test Receiver	Rohde & Schwarz	ESVP	863512/012	25MHz – 1,300 MHz
Impulse Limiter	Rohde & Schwarz	ESH-3-Z2	--	
Artificial Mains Network (LISN)	Schwarzbeck	NSLK 8127	--	2 x 10A, 50Ω, 50μH 10KHz-30MHz
Antenna System	Schwarzbeck	BBA 9106 / UHALP 9107	--	30MHz – 1000MHz
Signal Generator	Rohde & Schwarz	SWS 2	879113/42	100KHz – 1040 MHz
Digital Multimeter	Tektronix	DM2510G	DM- 2510GTW1055 5	10KHz – 30MHz
Turntable with Controller	Drehtisch	DT312	--	φ120 cm



INTERNATIONAL ELECTRICAL  
CERTIFICATION CENTRE LTD.

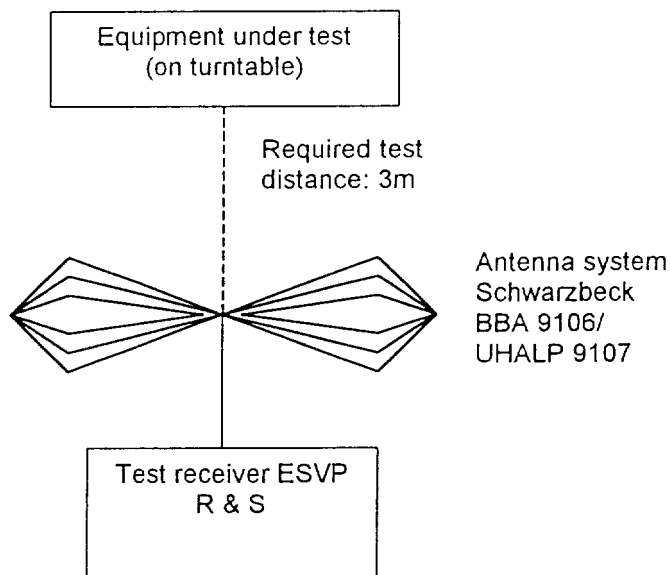
## FCC – Test Report

No. 17121/8/400F

Date: 1998-08-10

Page 7 of 11

### Radiated Emission Test Procedure





# Interference Radiation

Measurement of Radiated Emissions (30MHz-1000MHz)

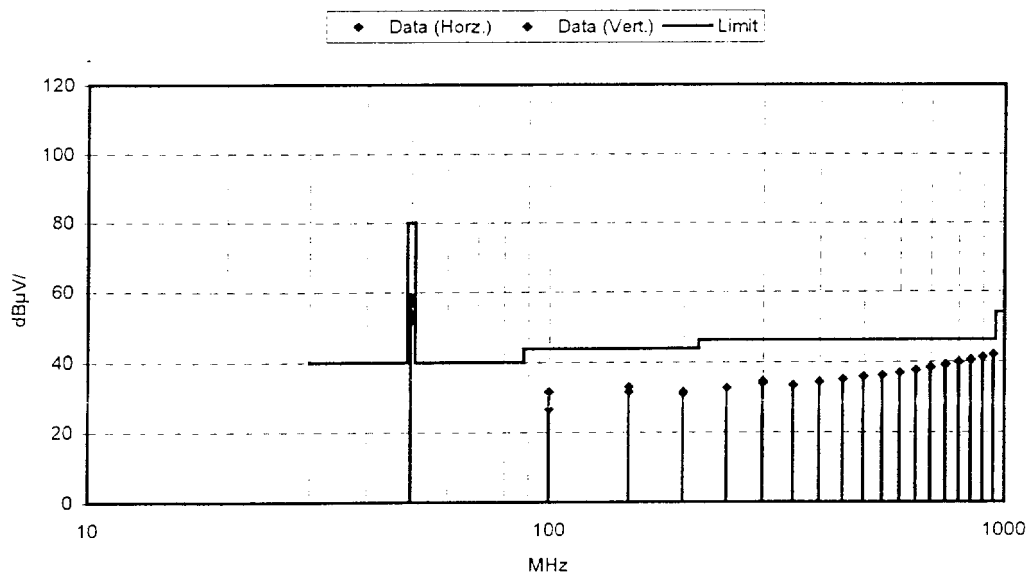
International Electrical Certification Centre Ltd.

Acc: FCC Part 15 Subpart C

IECC Ref: 17121/8/400F  
Model: 8809-49MHz  
Applicant: ECHO TOYS LTD  
Ser.Nr.: 1  
Set under test: Remote Control Car (49MHz Tx)  
Connected sets: -  
Operating mode: Power "On"

Test Equipment  
Receiver: ESVP Rohde & Schwarz  
Antenna: Schwarzbeck BBA 9106  
and UHALP 9107

	Frequency (MHz)	Horz. Reading dB(μV)	Vert. Reading dB(μV)	Antenna Factor (dB)	Horiz. Test Result (μV/m)	Vert. Test Result (μV/m)	Limit (μV/m)
Peak	49.86	46.5	51.5	7.0	476	846	100,000
Av.	49.86	45	50	7.0	400	712	10000
Harm. 2	99.72	23	18	8.5	38	21	150
Harm. 3	149.58	20	18.5	13.0	45	38	150
Harm. 4	199.44	16.5	< 16	15.1	38	< 36	150
Harm. 5	249.3	16	< 16	16.7	43	< 43	200
Harm. 6	299.16	16.5	< 16	18.0	53	< 50	200
Harm. 7	349.02	< 16	< 16	17.4	< 47	< 47	200
Harm. 8	398.88	< 16	< 16	18.3	< 52	< 52	200
Harm. 9	448.74	< 16	< 16	19.0	< 56	< 56	200
Harm. 10	498.6	< 16	< 16	19.7	< 61	< 61	200
Harm. 11	548.46	< 16	< 16	20.2	< 64	< 64	200
Harm. 12	598.32	< 16	< 16	20.9	< 70	< 70	200
Harm. 13	648.18	< 16	< 16	21.6	< 76	< 76	200
Harm. 14	698.04	< 16	< 16	22.4	< 83	< 83	200
Harm. 15	747.9	< 16	< 16	23.0	< 90	< 90	200
Harm. 16	797.76	< 16	< 16	23.7	< 96	< 96	200
Harm. 17	847.62	< 16	< 16	24.3	< 104	< 104	200
Harm. 18	897.48	< 16	< 16	25.0	< 112	< 112	200
Harm. 19	947.34	< 16	< 16	25.7	< 122	< 122	200



Date: 10 AUG 1998

☒ O.K.





INTERNATIONAL ELECTRICAL  
CERTIFICATION CENTRE LTD.

## FCC – Test Report

No. 17121/8/400F

Date: 1998-08-10

Page 9 of 11

# Notes for Radiation Measurement

**1. Measurement facility:**

Measurement facility located at Fanling (Hong Kong), placed on file with the FCC Pursuant to Section 2.948 of the FCC Rules.

**2. Distance between the EUT and measuring antenna:**

3 meters.

**3. Measuring instrumentations:**

Rohde & Schwarz ESVP Test Receiver ( 20 - 1300 MHz ) with a CISPR weighting QP detector, 6 dB bandwidth set at 120 KHz.

**4. Measuring antenna:**

Broad-band antenna for the frequency range 30 - 300 MHz and frequency range 300 - 1000 MHz, connected with 10 meters coaxial cable. Cable loss of the coaxial cable included in the Antenna Factor for measurement data. The antennas are capable of measuring both horizontal and vertical polarizations.

**5. Frequency range scanned:**

The frequency range 30 - 5000 MHz has been scanned. Readings of the highest emissions relating to the limit were reported as above.

**6. Arrangement of EUT:**

During the test, the sample was operated at rated supply voltage and arranged for maximum emissions.

**7. Measuring Procedure:**

In accordance with the relevant sections of the American National Standards Institute (ANSI) C63.4-1992 'Methods of Measurement of Radio Noise Emissions from Low-Voltage Electrical and Electronic Equipment in the Range of 9KHz to 40GHz'.



# Measurement of Emissions within band edges

International Electrical Certification Centre Ltd.

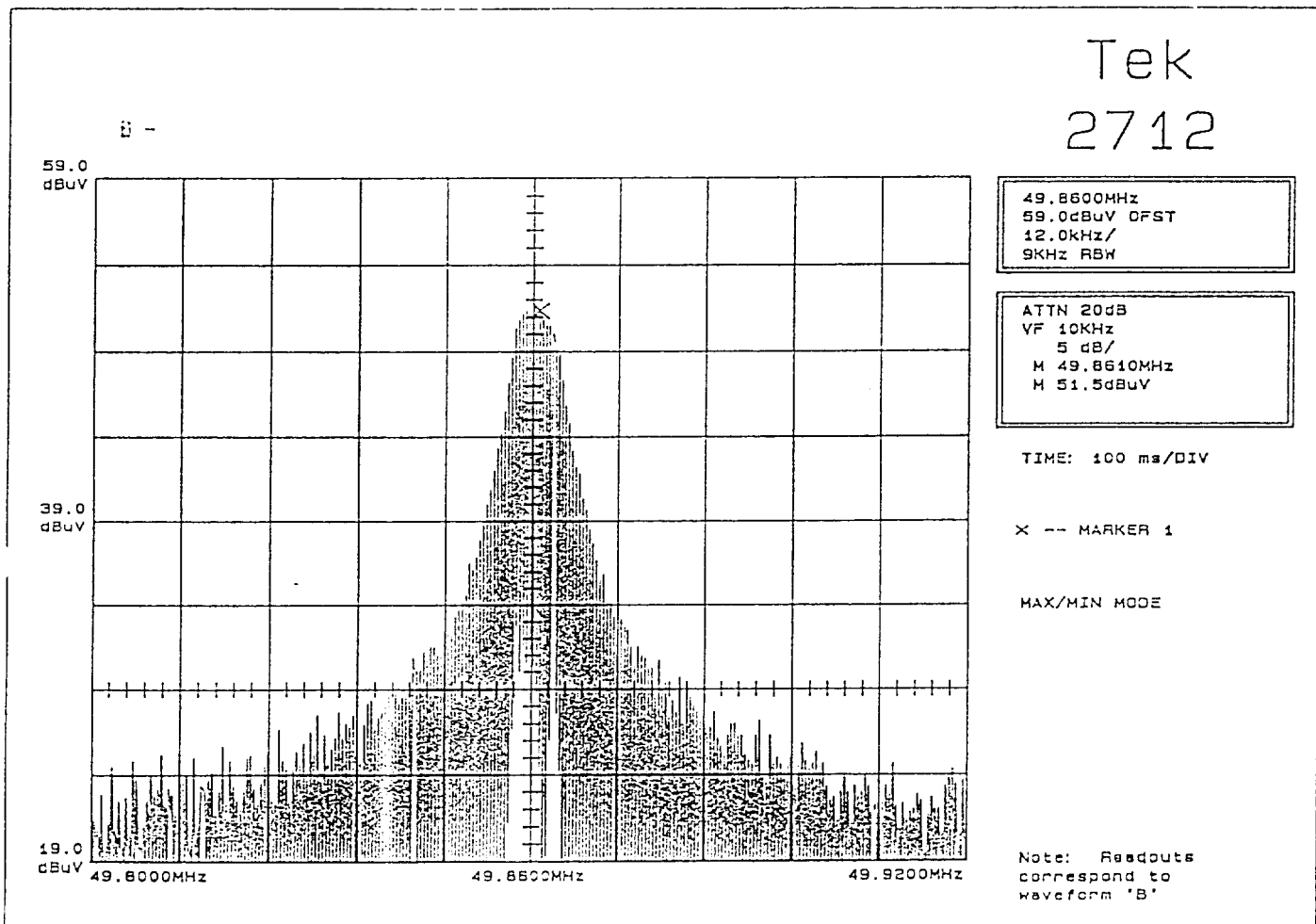
Acc: FCC Part 15 Subpart C

IECC Ref: 17121/8/400F  
Model: 8809-49MHz  
Applicant: ECHO TOYS LTD

Test Equipment  
Spectrum Analyzer:  
Tektronix 2712

Ser.Nr.: 1

Set under test: Remote Control Car  
Connected sets: -  
Operating mode: Power "On" (Tx)



Test result:

☒ O.K.  
☐ Not O.K.

Operator:

Date: 10 AUG 1993



INTERNATIONAL ELECTRICAL  
CERTIFICATION CENTRE LTD.

## FCC – Test Report

No. 17121/8/400F

Date: 1998-08-10

Page 11 of 11

# Notes for Measurement of Emissions within Band Edges

**1. Measurement facility:**

Measurement facility located at Fanling (Hong Kong) placed on file with the FCC Pursuant to Section 2.948 of the FCC Rules.

**2. Measuring instrumentations:**

Spectrum Analyzer: Tektronix 2712

**3. Frequency range scanned:**

The frequency range acc. to FCC rules and regulations part 15 subpart C - Intentional Radiators.

**4. Arrangement of EUT:**

During the test, the sample was operated.

**5. Measuring Procedure:**

In accordance with the relevant sections of American National Standards Institute (ANSI) C63.4 - 1992 'Methods of Measurement of Radio Noise Emissions from Low-Voltage Electrical and Electronic Equipment in the Range of 9 kHz to 40 GHz'.