

1: Test Setup Photo:

1.1 Test Positions For Head:

According to the antenna position, the Head SAR is tested at the following 5 test positions all with the distance =0mm between the EUT and the phantom bottom:



Figure 1.1-1 Front side 0mm



Figure 1.1-2 Back side 0mm



Figure 1.1-3 Left side 0mm



Figure 1.1-4 Right side 0mm




Figure 1.1-5 Top side 0mm

5.2 Test Positions For Body:

According to the antenna position, the Body SAR is tested at the following 5 test positions all with the distance =0mm between the EUT and the phantom bottom:




Figure 1.2-1 Front side 0mm



Figure 1.2-2 Back side 0mm



Figure 1.2-3 Left side 0mm




Figure 1.2-4 Right side 0mm




Figure 1.2-5 Top side 0mm