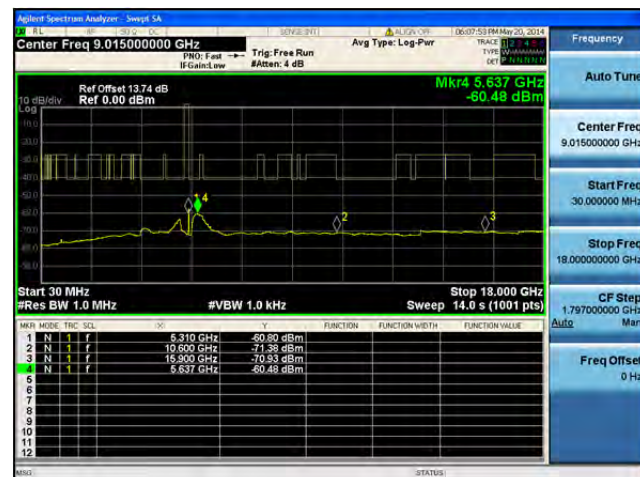
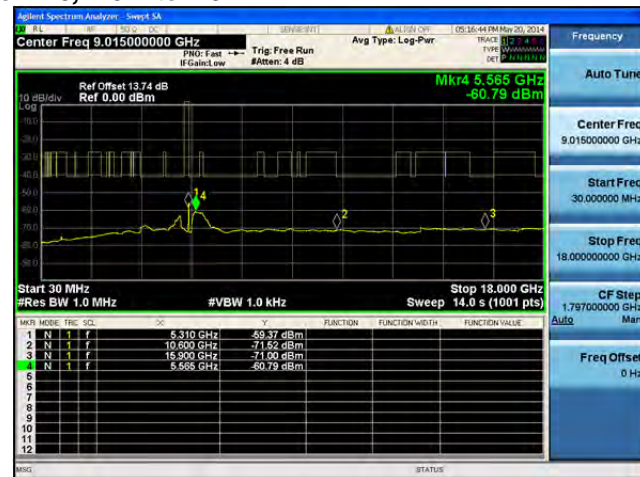
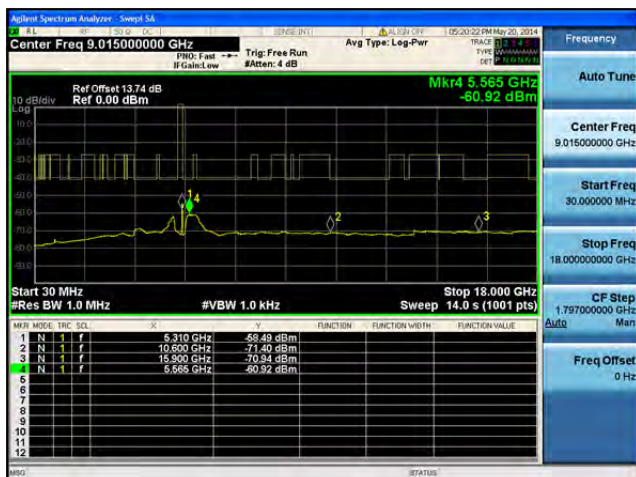


**Conducted Spurs Average, 5310 MHz, HT/VHT40, M8 to M15, M0.2 to M9.2****Antenna A****Antenna B****Antenna C**

**Conducted Spurs Average, 5310 MHz, HT/VHT40, M16 to M23, M0.3 to M9.3****Antenna A****Antenna B****Antenna C**

**Conducted Spurs Average, 5310 MHz, HT/VHT40, M0 to M7, M0.1 to M9.1****Antenna A****Antenna B****Antenna C****Antenna D**



**Conducted Spurs Average, 5310 MHz, HT/VHT40, M8 to M15, M0.2 to M9.2****Antenna A****Antenna B****Antenna C****Antenna D**

**Conducted Spurs Average, 5310 MHz, HT/VHT40, M16 to M23, M0.3 to M9.3****Antenna A****Antenna B****Antenna C****Antenna D**

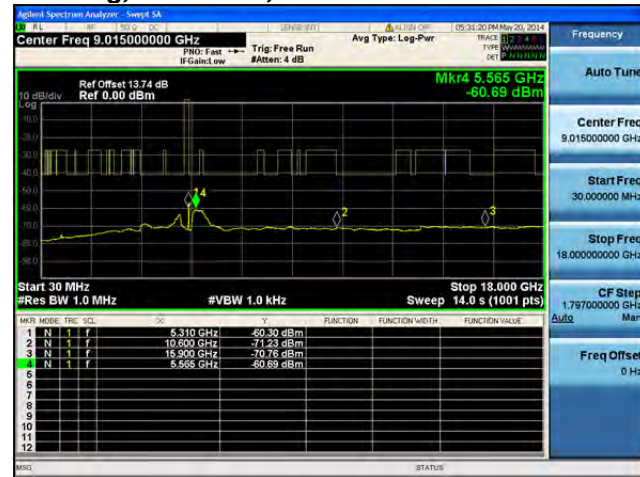
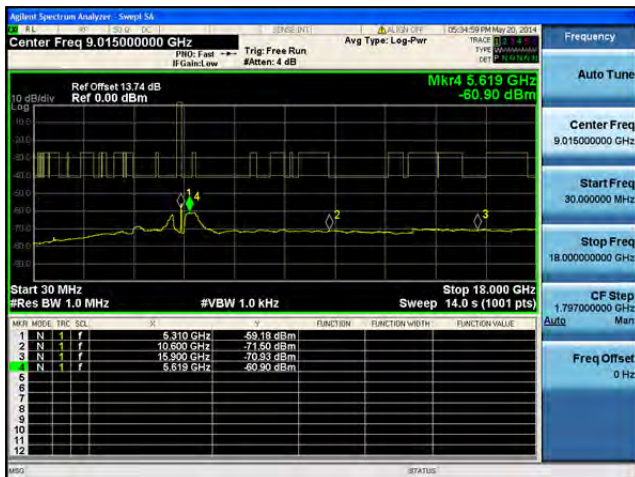
**Conducted Spurs Average, 5310 MHz, HT/VHT40 Beam Forming, M0 to M7, M0.1 to M9.1****Antenna A****Antenna B**

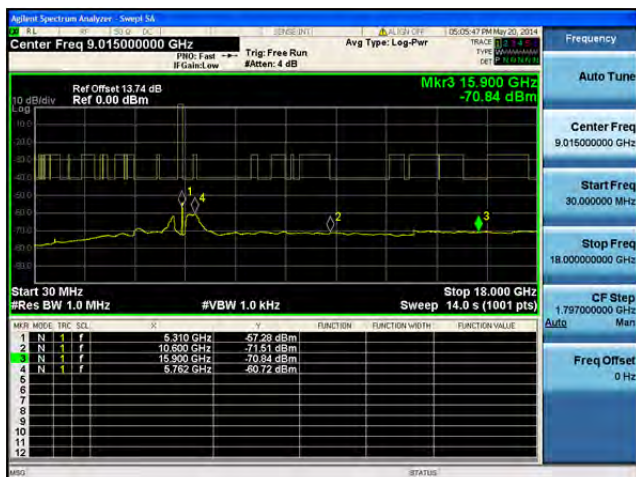


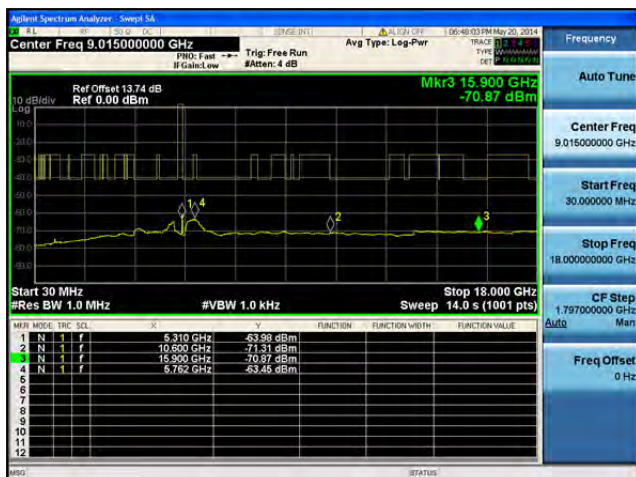
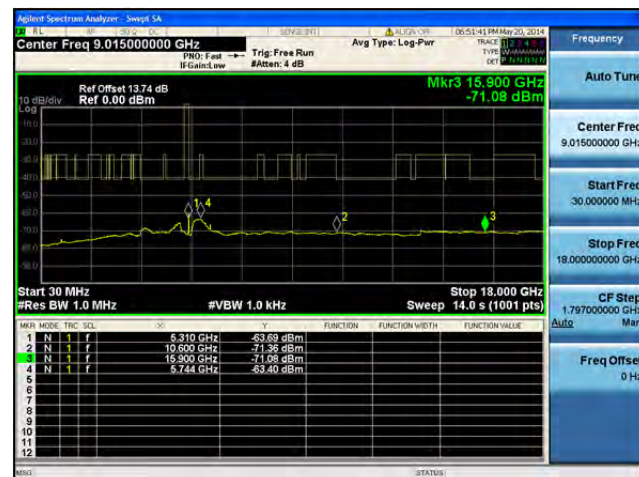
**Conducted Spurs Average, 5310 MHz, HT/VHT40 Beam Forming, M8 to M15, M0.2 to M9.2****Antenna A****Antenna B**

**Conducted Spurs Average, 5310 MHz, HT/VHT40 Beam Forming, M0 to M7, M0.1 to M9.1****Antenna A****Antenna B****Antenna C**



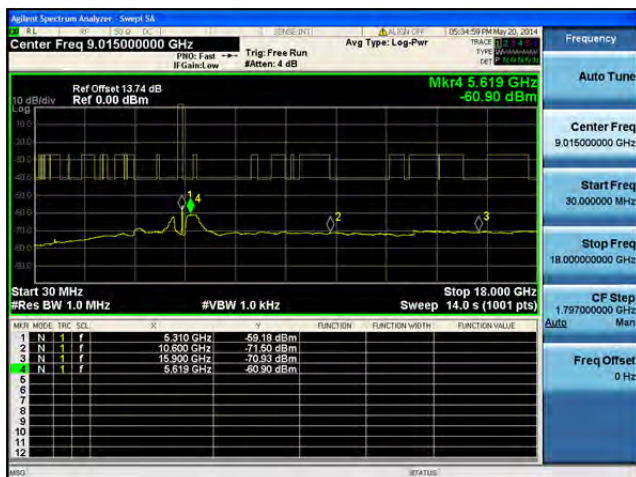
**Conducted Spurs Average, 5310 MHz, HT/VHT40 Beam Forming, M8 to M15, M0.2 to M9.2****Antenna A****Antenna B****Antenna C**

**Conducted Spurs Average, 5310 MHz, HT/VHT40 Beam Forming, M16 to M23, M0.3 to M9.3****Antenna A****Antenna B****Antenna C**

**Conducted Spurs Average, 5310 MHz, HT/VHT40 Beam Forming, M0 to M7, M0.1 to M9.1****Antenna A****Antenna B****Antenna C****Antenna D**



**Conducted Spurs Average, 5310 MHz, HT/VHT40 Beam Forming, M8 to M15, M0.2 to M9.2****Antenna A****Antenna B****Antenna C****Antenna D**

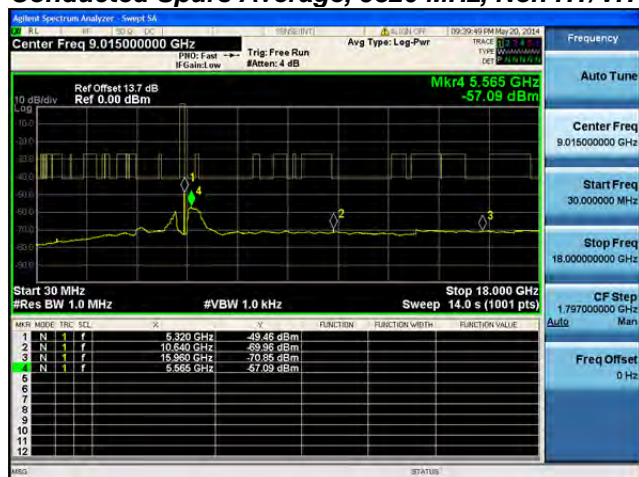
**Conducted Spurs Average, 5310 MHz, HT/VHT40 Beam Forming, M16 to M23, M0.3 to M9.3****Antenna A****Antenna B****Antenna C****Antenna D**

**Conducted Spurs Average, 5310 MHz, HT/VHT40 STBC, M0 to M7, M0.1 to M9.1****Antenna A****Antenna B**

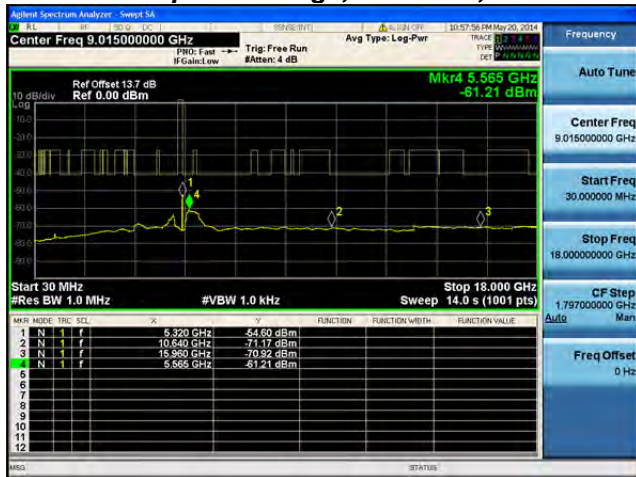


**Conducted Spurs Average, 5310 MHz, HT/VHT40 STBC, M0 to M7, M0.1 to M9.1****Antenna A****Antenna B****Antenna C**

**Conducted Spurs Average, 5310 MHz, HT/VHT40 STBC, M0 to M7, M0.1 to M9.1****Antenna A****Antenna B****Antenna C****Antenna D**

**Conducted Spurs Average, 5320 MHz, Non HT/VHT20, 6 to 54 Mbps****Antenna A**



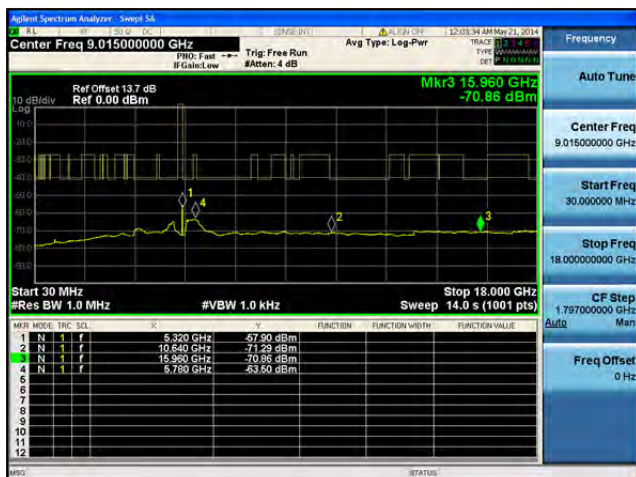
**Conducted Spurs Average, 5320 MHz, Non HT/VHT20, 6 to 54 Mbps****Antenna A****Antenna B**

**Conducted Spurs Average, 5320 MHz, Non HT/VHT20, 6 to 54 Mbps****Antenna A****Antenna B****Antenna C**

**Conducted Spurs Average, 5320 MHz, Non HT/VHT20, 6 to 54 Mbps****Antenna A****Antenna B****Antenna C****Antenna D**



**Conducted Spurs Average, 5320 MHz, Non HT/VHT20 Beam Forming, 6 to 54 Mbps****Antenna A****Antenna B**

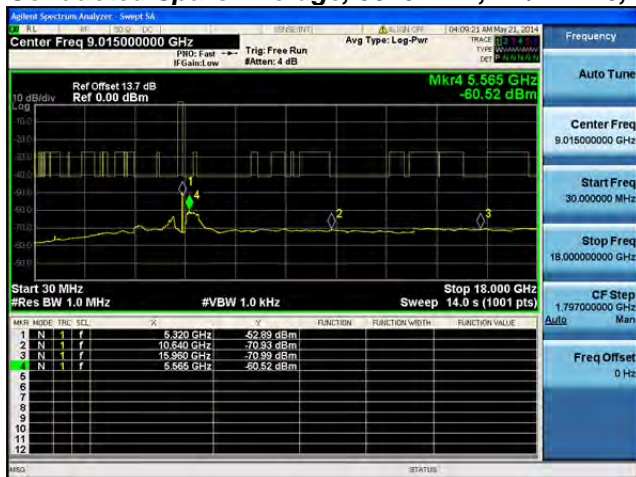
**Conducted Spurs Average, 5320 MHz, Non HT/VHT20 Beam Forming, 6 to 54 Mbps****Antenna A****Antenna B****Antenna C**

**Conducted Spurs Average, 5320 MHz, Non HT/VHT20 Beam Forming, 6 to 54 Mbps****Antenna A****Antenna B****Antenna C****Antenna D**



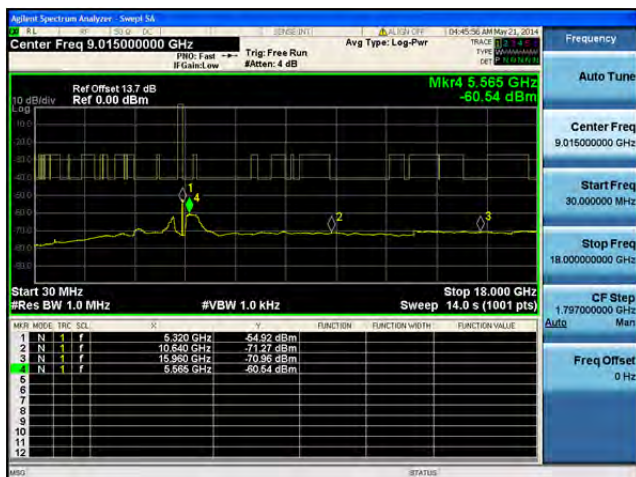
**Conducted Spurs Average, 5320 MHz, HT/VHT20, M0 to M7, M0.1 to M9.1****Antenna A**

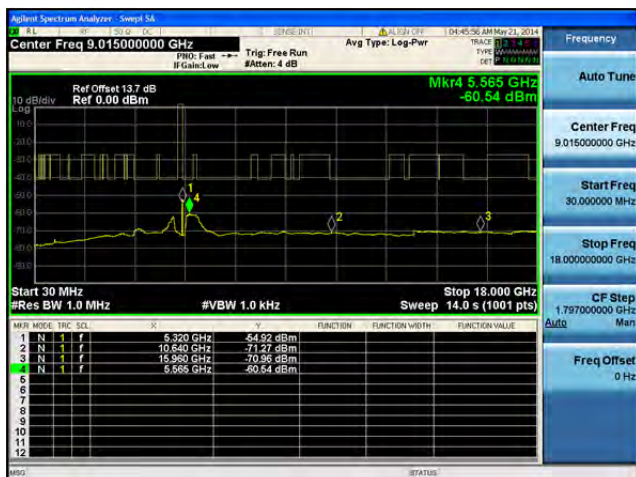
**Conducted Spurs Average, 5320 MHz, HT/VHT20, M0 to M7, M0.1 to M9.1****Antenna A****Antenna B**

**Conducted Spurs Average, 5320 MHz, HT/VHT20, M8 to M15, M0.2 to M9.2****Antenna A****Antenna B**



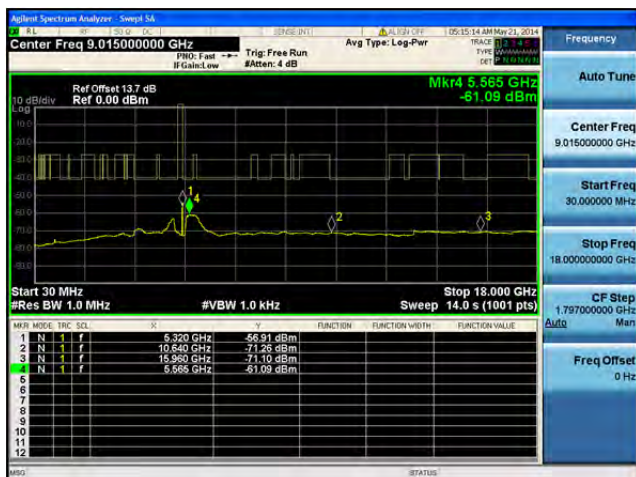
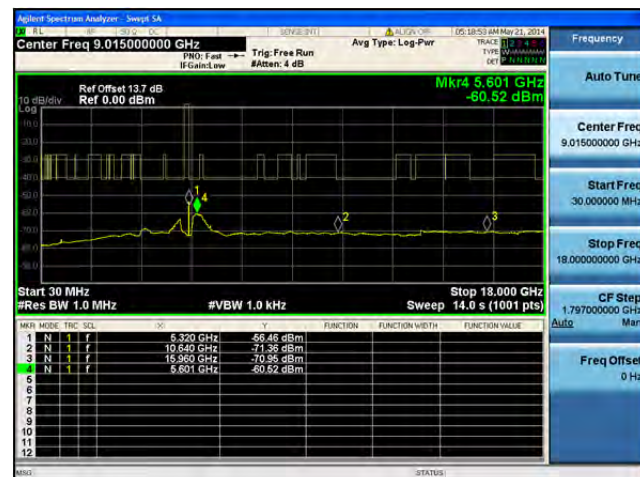
**Conducted Spurs Average, 5320 MHz, HT/VHT20, M0 to M7, M0.1 to M9.1****Antenna A****Antenna B****Antenna C**

**Conducted Spurs Average, 5320 MHz, HT/VHT20, M8 to M15, M0.2 to M9.2****Antenna A****Antenna B****Antenna C**

**Conducted Spurs Average, 5320 MHz, HT/VHT20, M16 to M23, M0.3 to M9.3****Antenna A****Antenna B****Antenna C**



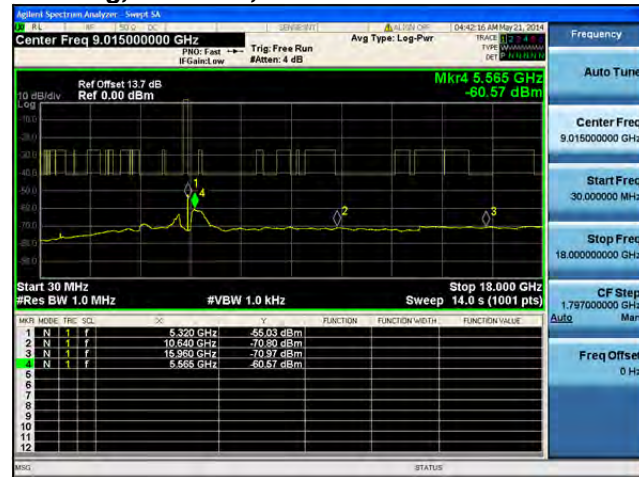
**Conducted Spurs Average, 5320 MHz, HT/VHT20, M0 to M7, M0.1 to M9.1****Antenna A****Antenna B****Antenna C****Antenna D**

**Conducted Spurs Average, 5320 MHz, HT/VHT20, M8 to M15, M0.2 to M9.2****Antenna A****Antenna B****Antenna C****Antenna D**



**Conducted Spurs Average, 5320 MHz, HT/VHT20, M16 to M23, M0.3 to M9.3****Antenna A****Antenna B****Antenna C****Antenna D**



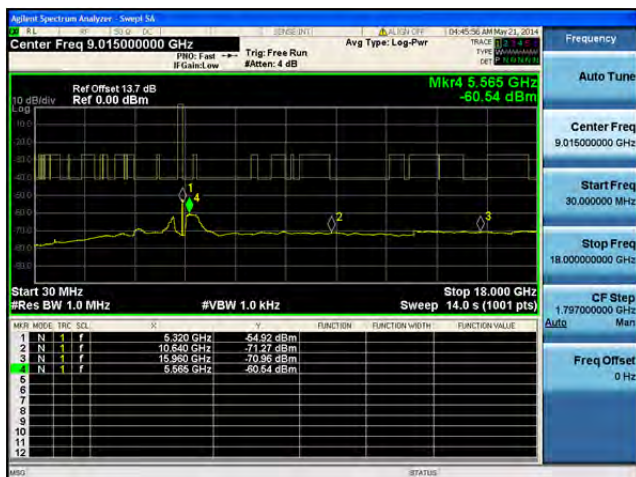
**Conducted Spurs Average, 5320 MHz, HT/VHT20 Beam Forming, M0 to M7, M0.1 to M9.1****Antenna A****Antenna B**

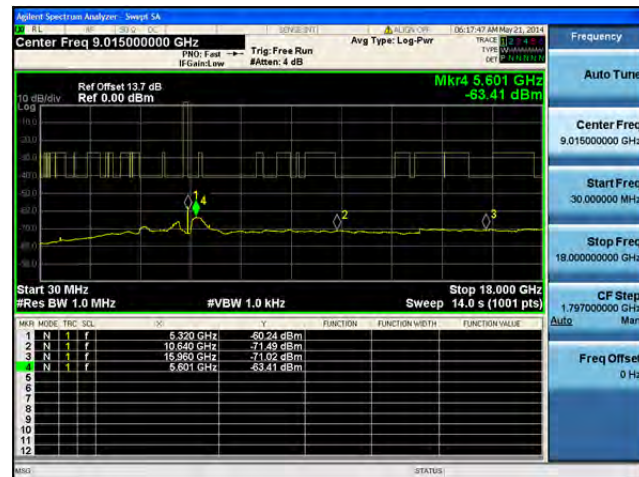
**Conducted Spurs Average, 5320 MHz, HT/VHT20 Beam Forming, M8 to M15, M0.2 to M9.2****Antenna A****Antenna B**

**Conducted Spurs Average, 5320 MHz, HT/VHT20 Beam Forming, M0 to M7, M0.1 to M9.1****Antenna A****Antenna B****Antenna C**



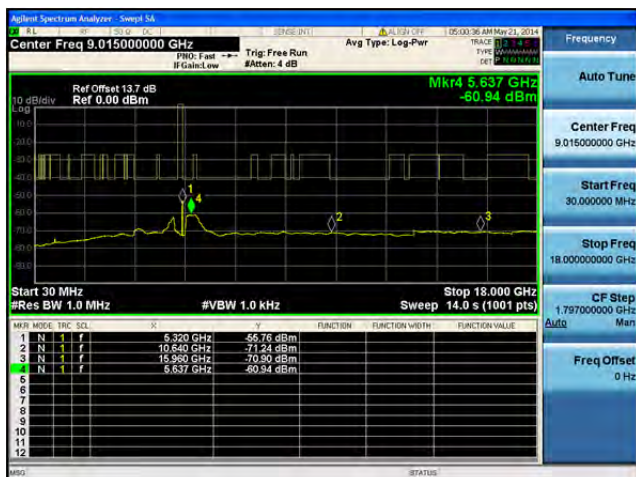
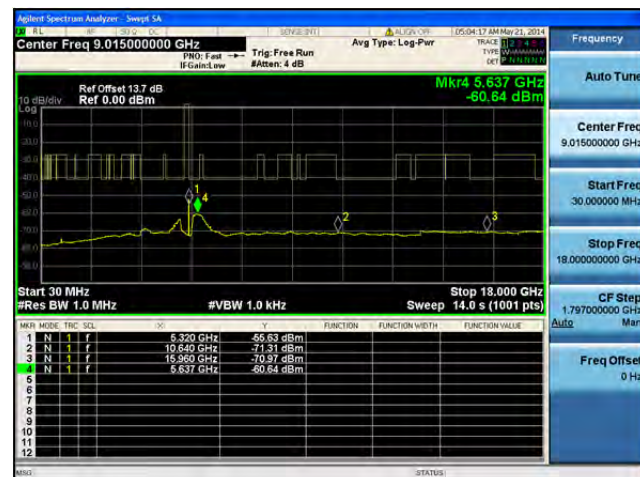
**Conducted Spurs Average, 5320 MHz, HT/VHT20 Beam Forming, M8 to M15, M0.2 to M9.2****Antenna A****Antenna B****Antenna C**

**Conducted Spurs Average, 5320 MHz, HT/VHT20 Beam Forming, M16 to M23, M0.3 to M9.3****Antenna A****Antenna B****Antenna C**

**Conducted Spurs Average, 5320 MHz, HT/VHT20 Beam Forming, M0 to M7, M0.1 to M9.1****Antenna A****Antenna B****Antenna C****Antenna D**

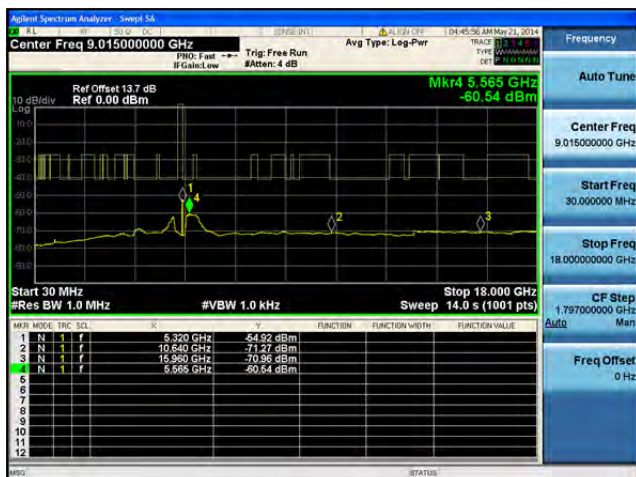


**Conducted Spurs Average, 5320 MHz, HT/VHT20 Beam Forming, M8 to M15, M0.2 to M9.2****Antenna A****Antenna B****Antenna C****Antenna D**

**Conducted Spurs Average, 5320 MHz, HT/VHT20 Beam Forming, M16 to M23, M0.3 to M9.3****Antenna A****Antenna B****Antenna C****Antenna D**

**Conducted Spurs Average, 5320 MHz, HT/VHT20 STBC, M0 to M7, M0.1 to M9.1****Antenna A****Antenna B**



**Conducted Spurs Average, 5320 MHz, HT/VHT20 STBC, M0 to M7, M0.1 to M9.1****Antenna A****Antenna B****Antenna C**

Agilent Spectrum Analyzer - Screenshot

Center Freq 9.015000000 GHz

Ref Offset 13.7 dB  
Ref 0.00 dBm

Mkr4 5.637 GHz  
-61.58 dBm

Start 30 MHz  
#Res BW 1.0 MHz

Stop 18.000 GHz  
Sweep 14.0 s (1001 pts)

MNTR	MODE	TRIG	SL	X	Y	FUNCTION	FUNCTION WIDTH	FUNCTION VALUE
1	N	1	f	5.620 GHz	-55.73 dBm			
2	N	1	f	10.640 GHz	-71.22 dBm			
3	N	1	f	15.950 GHz	-71.07 dBm			
4	N	1	f	5.637 GHz	-61.58 dBm			

Agilent Spectrum Analyzer - Swept SA

Center Freq 9.015000000 GHz

Ref Offset 13.7 dB  
Ref 0.00 dBm

Mkr4 5.565 GHz  
-63.26 dBm

Start 30 MHz  
#Res BW 1.0 MHz

#VBW 1.0 kHz

Sweep Stop 18.000 GHz  
14.0 s (1001 pts)

MR	MODE	FREQ	SCL	dB	Y	FUNCTION	FUNCTION WIDTH	FUNCTION VALUE
1	N	9.320 GHz	f	-57.15 dBm				
2	N	10.640 GHz	f	-71.43 dBm				
3	N	15.950 GHz	f	-71.00 dBm				
4	N	5.565 GHz	f	-63.26 dBm				

The screenshot displays a Vector Signal Analyzer (VSA) interface. The top status bar shows the device as 'Refined Spectrum Analyzer - Swept S4' and the date/time as '06:15:41 AM May 21, 2014'. The main display area is divided into two sections. The upper section shows a spectrum plot with a yellow trace on a black background. The plot has a grid and is labeled with 'Ref Offset 13.7 dB', 'Ref 0.00 dBm', and 'Mkr4 5.585 GHz -81.09 dBm'. The lower section contains a table of measured signals.

**Center Freq** 9.015000000 GHz  
**Avg Type:** Log-Pwr  
**PRIO:** Fast  
**# Gain:** Low  
**Trig:** Free Run  
**# Atten:** 4 dB  
**TRACE** 1 1 1  
**TYPE** WDMW  
**SET P** 10/16/14

**Ref Offset** 13.7 dB  
**Ref** 0.00 dBm  
**Mkr4** 5.585 GHz  
**-81.09 dBm**

**Start** 30 MHz  
**#Res** BW 1.0 MHz  
**#VBW** 1.0 kHz  
**Sweep** 18.000 GHz  
**14.0 s (1001 pts)**

MNR	MODE	FREQ	SCL	DB	FUNCTION	FUNCTION WIDTH	FUNCTION VALUE
1	N	1	f	6.320 GHz	-56.31 dBm		
2	N	1	f	10.840 GHz	-71.25 dBm		
3	N	1	f	15.980 GHz	-71.10 dBm		
4	N	1	f	5.585 GHz	-81.09 dBm		
5	N	1	f				
6							
7							
8							
9							
10							
11							
12							

**Frequency**  
**Auto Tune**  
**Center Freq** 9.015000000 GHz  
**Start Freq** 30.000000 MHz  
**Stop Freq** 18.000000000 GHz  
**CF Step** 1.797000000 GHz  
**Auto** **Man**  
**Freq Offset** 0 Hz

**MSG** **STATUS**

Agilent Spectral Analyzer - Sweep 5A

1074.8 2V1 05/10/2013 04:44:31 05/10/2013 04:44:31

Center Freq 9.015000000 GHz

Auto Tune

Frequency

PRO: Fast  
IF Gain Low

Trig: Free Run  
#Att: 4 dB

Avq Type: Log-Pwr

TRACE 1: 1  
TYPE: W  
DEF: W

Ref Offset 13.7 dB  
Ref 0.00 dBm

Mkr4 5.601 GHz  
-80.52 dBm

To dB/div

Start 30 MHz  
#Res BW 1.0 MHz

Stop 18.000 GHz  
#VBW 1.0 kHz

Sweep 14.0 s (1001 pts)

1  
2  
3

Mkr Measure

Mkr	Measure	Freq	Power
1	N	5.320 GHz	-56.46 dBm
2	N	10.840 GHz	-71.38 dBm
3	N	15.960 GHz	-70.96 dBm
4	N	5.601 GHz	-80.52 dBm

Function

Function Width

Function Value

Auto

CF Step

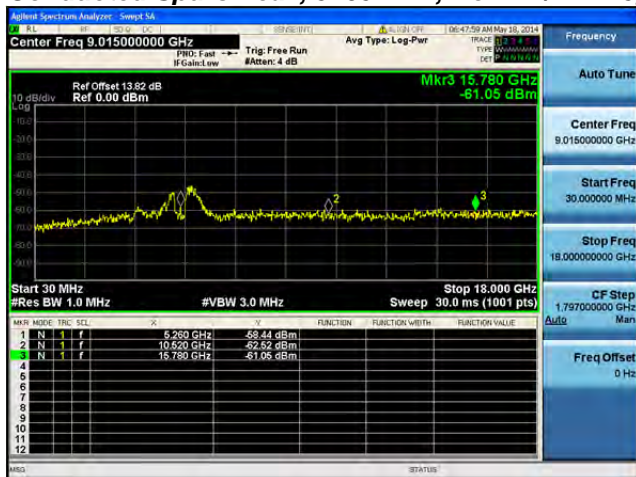
1.797000000 GHz

Freq Offset

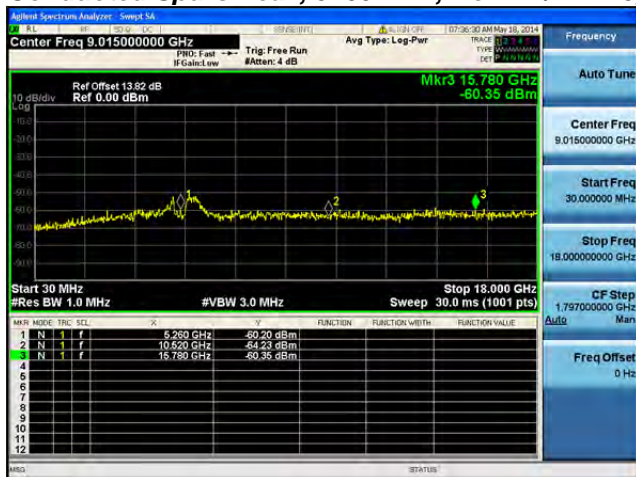
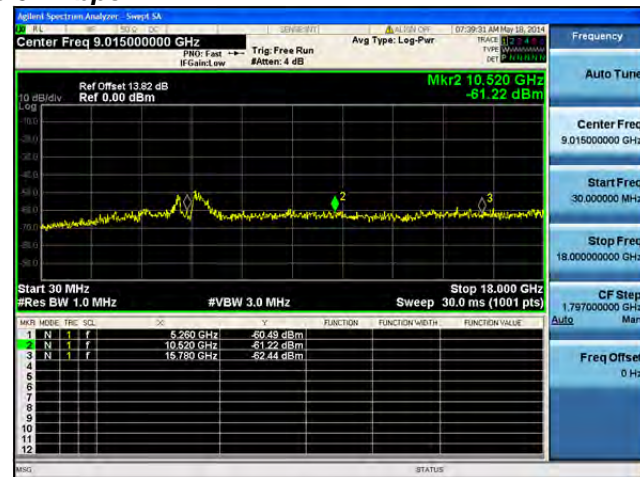
0 Hz

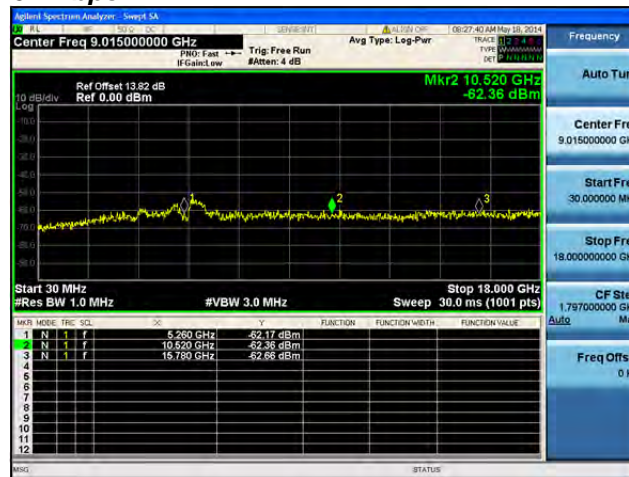
MRG STATUS

This document is uncontrolled. Please refer to the electronic copy within EDCS for the most up to date version.  
Cisco Systems, Inc. Company Confidential

**Conducted Spurs Peak, 5260 MHz, Non HT/VHT20, 6 to 54 Mbps****Antenna A**



**Conducted Spurs Peak, 5260 MHz, Non HT/VHT20, 6 to 54 Mbps****Antenna A****Antenna B**

**Conducted Spurs Peak, 5260 MHz, Non HT/VHT20, 6 to 54 Mbps****Antenna A****Antenna B****Antenna C**

**Spectrum Analyzer Screenshot Data:**

- Center Freq:** 9.015000000 GHz
- Ref Offset:** 13.82 dB
- Ref:** 0.00 dBm
- Mkr3:** 15.780 GHz, -63.23 dBm
- Start:** 30 MHz
- Stop:** 18,000 GHz
- Res BW:** 1.0 MHz
- #VBW:** 3.0 MHz
- Sweep:** 30.0 ms (1001 pts)

MkR	Mode	Freq	dBm	Function	Function With	Function Value
1	N	f	5.260 GHz	-62.74 dBm		
2	N	f	10.620 GHz	-63.96 dBm		
3	N	f	15.780 GHz	-63.23 dBm		

Agilent Spectrum Analyzer - Sweep 1A

Center Freq 9.015000000 GHz

Avg Type: Log-Pwr

Mkr3 15.780 GHz -62.81 dBm

Start 30 MHz  
Res BW 1.0 MHz  
#VBW 3.0 MHz  
Stop 18.000 GHz  
Sweep 30.0 ms (1001 pts)

MR	MODE	FREQ	SQL	DB	Y	FUNCTION	FUNCTION WIDTH	FUNCTION VALUE
1	N	1	f	5.260 GHz	-63.09 dBm			
2	N	1	f	10.520 GHz	-62.91 dBm			
3	N	1	f	15.780 GHz	-62.81 dBm			

**Rohde & Schwarz Spectrum Analyzer**

Center Freq 9.015000000 GHz  
Stop 18.000 GHz  
Res BW 1.0 MHz  
#VBW 3.0 MHz

Ref Offset 13.62 dB  
Ref 0.00 dBm

Mkr2 10.520 GHz  
-82.46 dBm

MKR	MODE	FREQ	SCL	LEVEL	UNIT
1	N	1	f	-82.46	dBm
2	N	1	f	-82.46	dBm
3	N	1	f	-83.22	dBm

Agilent Spectrum Analyzer - Sweep SA

Center Freq 9.015000000 GHz

Ref Offset 13.82 dB  
Ref 0.00 dBm

Mkr2 10.520 GHz  
-82.15 dBm

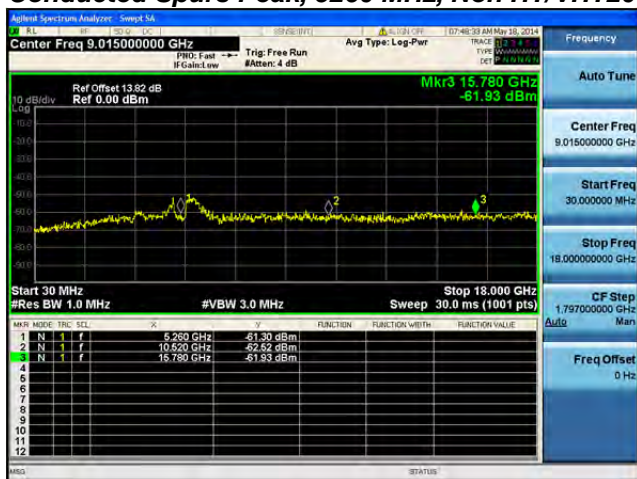
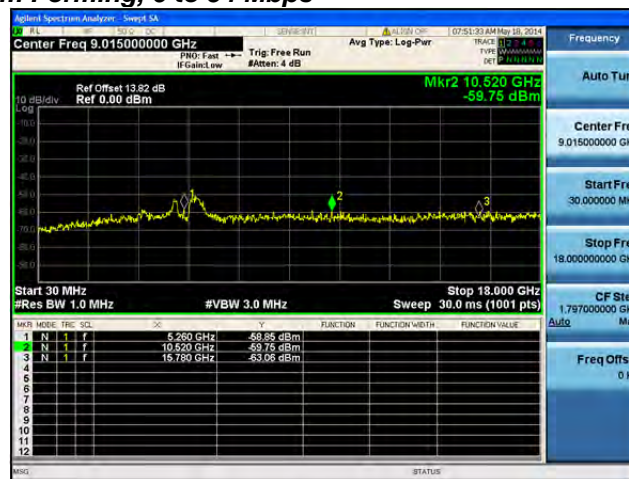
Start 30 MHz  
Res BW 1.0 MHz

Stop 18.000 GHz  
Sweep 30.0 ms (1001 pts)

Mkr Mode	Trc	SL	F	dB	Y	Function	Function Width	Function Value
1	N	1	f		5.260 GHz			-42.47 dBm
2	N	1	f		10.520 GHz			-82.15 dBm
3	N	1	f		15.780 GHz			-63.67 dBm

This document is uncontrolled. Please refer to the electronic copy within EDCS for the most up to date version.  
Cisco Systems, Inc. Company Confidential



**Conducted Spurs Peak, 5260 MHz, Non HT/VHT20 Beam Forming, 6 to 54 Mbps****Antenna A****Antenna B**

Ref Offset 13.82 dB  
Ref 0.00 dBm

Mkr3 15.780 GHz  
-63.17 dBm

Start 30 MHz  
#Res BW 1.0 MHz

#VBW 3.0 MHz

Stop 18,000 GHz  
Sweep 30.0 ms (1001 pts)

MARK	MODE	TRIG	SCN	F	FUNCTION	FUNCTION WITH	FUNCTION VALUE
1	N	1	f	6.260 GHz	-62.48 dBm		
2	N	1	f	10.620 GHz	-64.08 dBm		
3	N	1	f	15.780 GHz	-63.17 dBm		
4							
5							
6							
7							
8							
9							
10							
11							
12							

**Agilent Spectrum Analyzer - Sweep 1A**

**Center Freq 9.015000000 GHz**

**Auto Tune**

**Ref Offset 13.82 dB**

**Ref 0.00 dBm**

**Mkr3 15.780 GHz -63.35 dBm**

**Start 30 MHz**

**#Res BW 1.0 MHz**

**#VBW 3.0 MHz**

**Sweep 30.0 ms (1001 pts)**

**Stop 18.000 GHz**

**CF Step 1.797000000 GHz**

**Auto**

**Freq Offset 0 Hz**

MNR	MODE	FREQ	SQL	DB	Y	FUNCTION	FUNCTION WIDTH	FUNCTION VALUE
1	N	1	f	5.260 GHz	-61.36 dBm			
2	N	1	f	10.520 GHz	-63.54 dBm			
3	N	1	f	15.780 GHz	-63.35 dBm			
4	N							
5	N							
6	N							
7	N							
8	N							
9	N							
10	N							
11	N							
12	N							

Agilent Spectrum Analyzer - View 54

Center Freq 9.015000000 GHz

Ref Offset 13.92 dB

Ref 0.00 dBm

Mkr2 10.520 GHz

-53.48 dBm

Start 30 MHz

Res BW 1.0 MHz

#VBW 3.0 MHz

Sweep 30.0 ms (1001 pts)

Stop 18.000 GHz

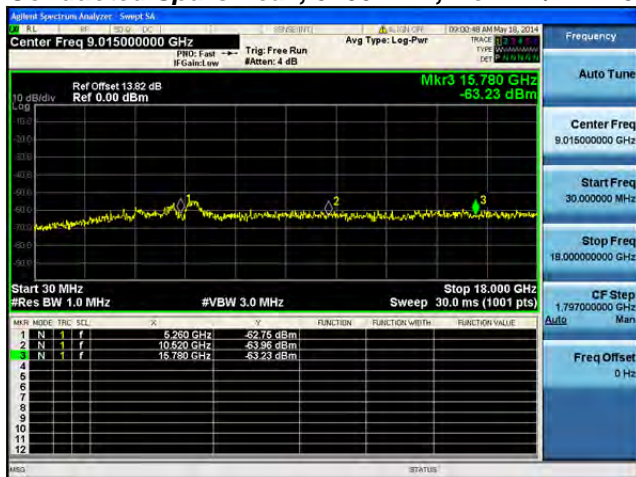
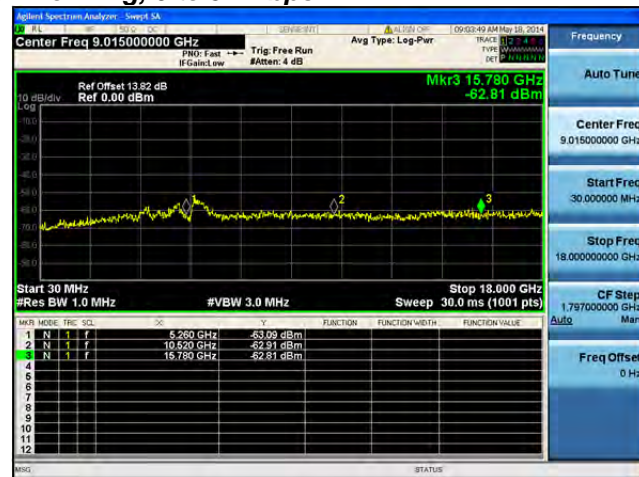
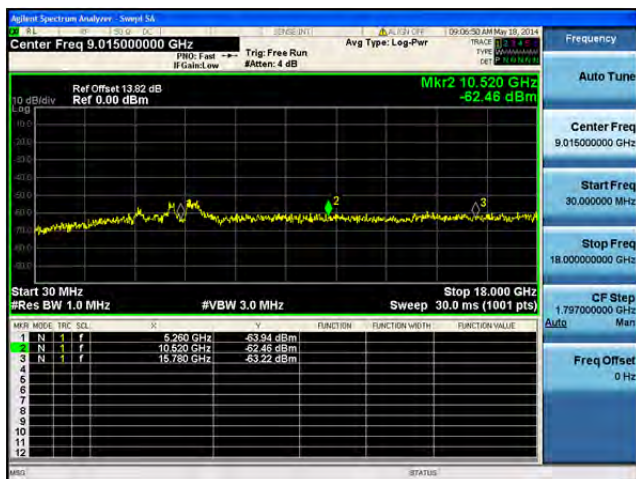
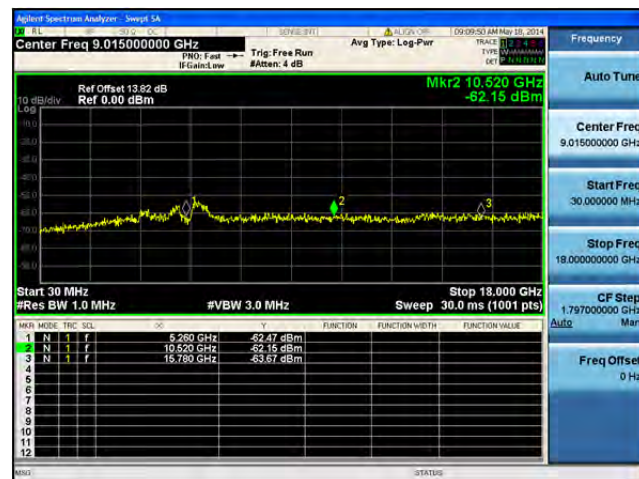
CF Step 1.797000000 GHz

Auto

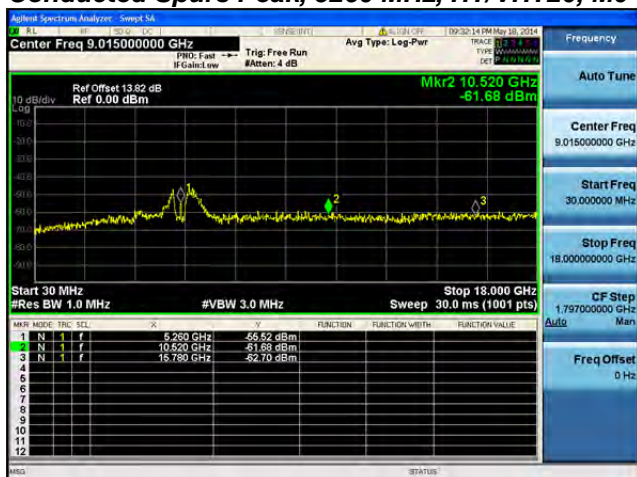
Freq Offset 0 Hz

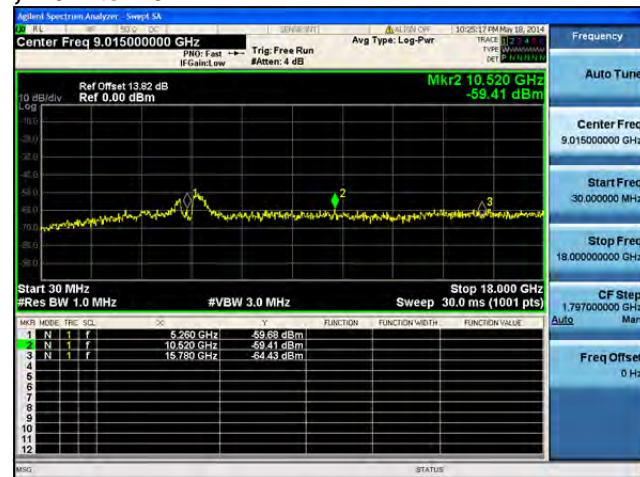
Mkri	Mode	TRF	SCL	F	F	FUNCTION	FUNCTION WIDTH	FUNCTION VALUE
1	N	1	f	5.260 GHz	-52.03 dBm			
2	N	1	f	10.520 GHz	-53.48 dBm			
3	N	1	f	15.780 GHz	-53.88 dBm			

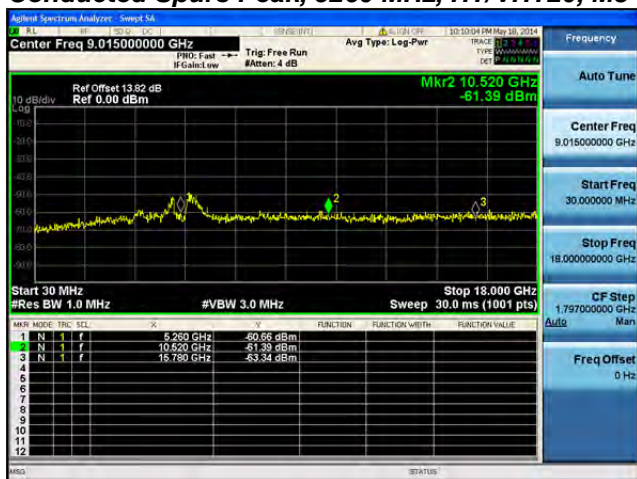
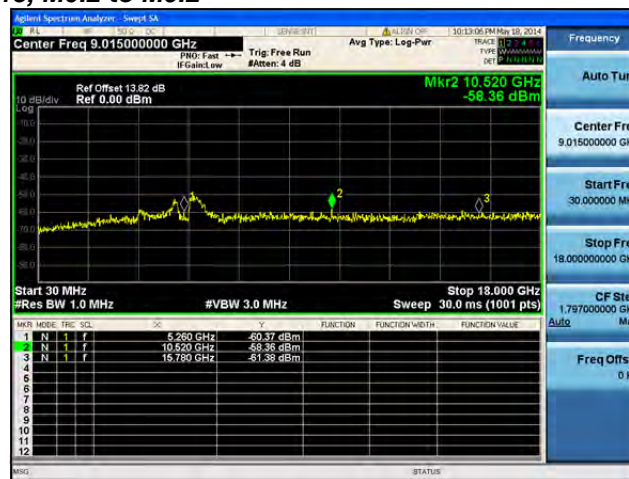
This document is uncontrolled. Please refer to the electronic copy within EDCS for the most up to date version.  
Cisco Systems, Inc. Company Confidential

**Conducted Spurs Peak, 5260 MHz, Non HT/VHT20 Beam Forming, 6 to 54 Mbps****Antenna A****Antenna B****Antenna C****Antenna D**

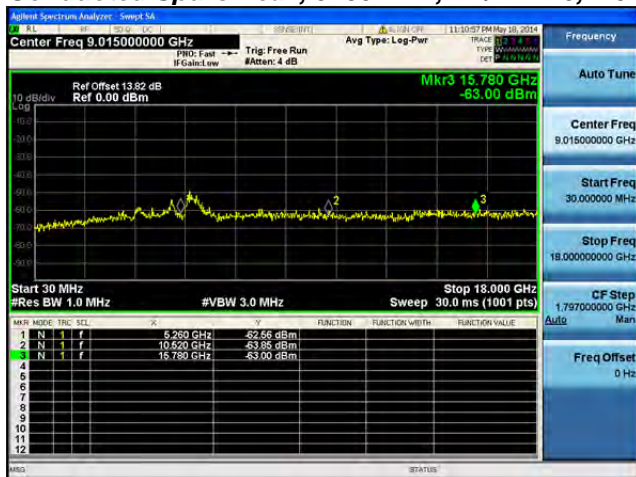
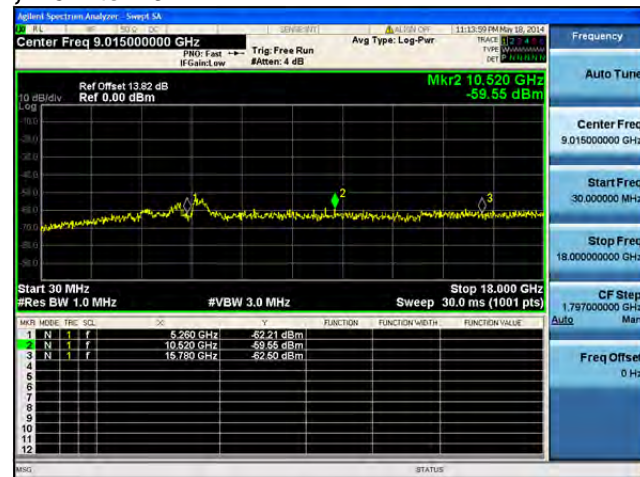
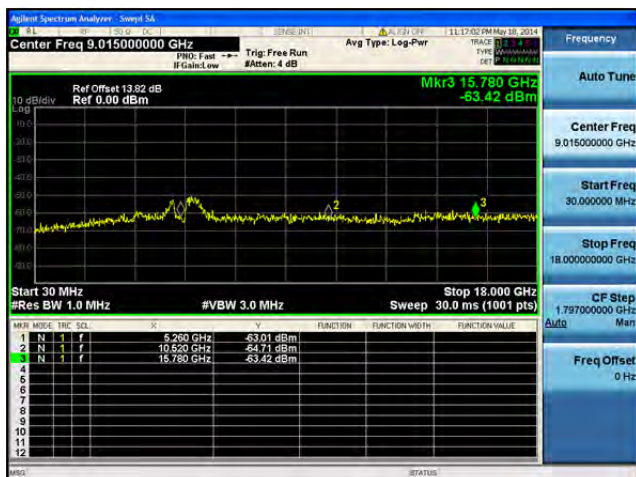


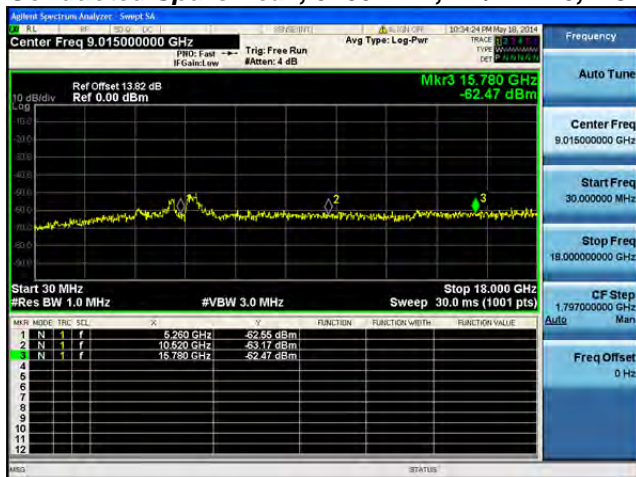
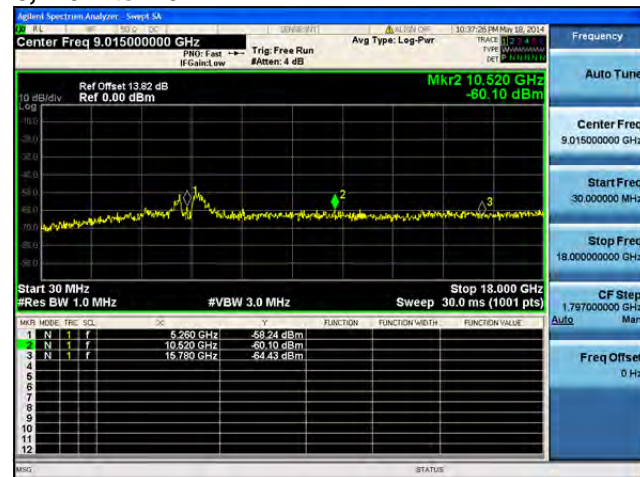
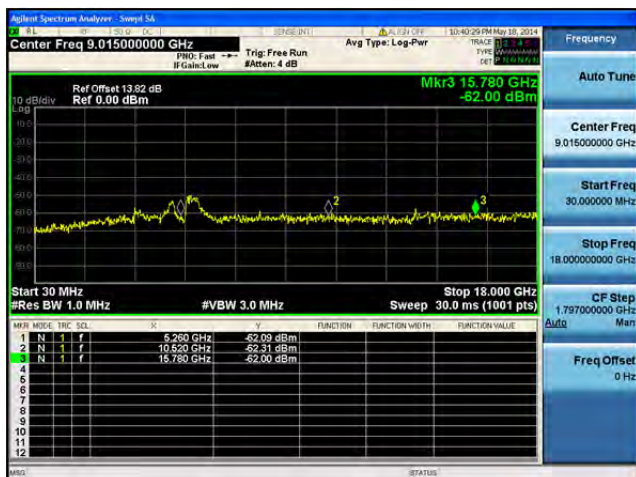
**Conducted Spurs Peak, 5260 MHz, HT/VHT20, M0 to M7, M0.1 to M9.1****Antenna A**

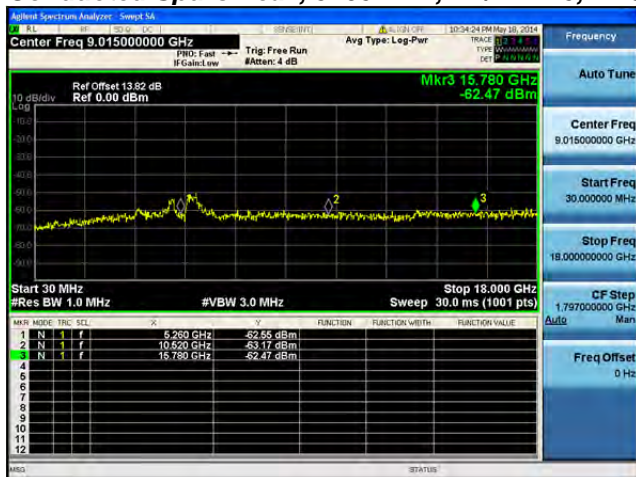
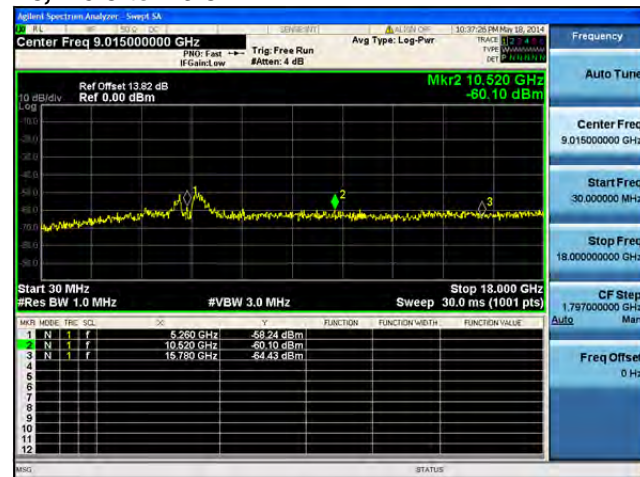
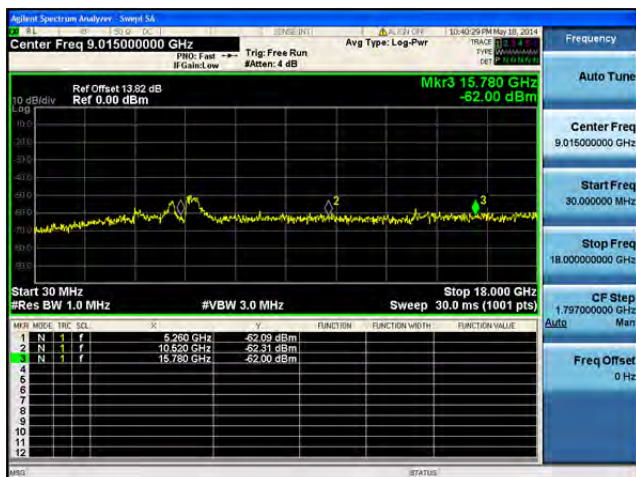
**Conducted Spurs Peak, 5260 MHz, HT/VHT20, M0 to M7, M0.1 to M9.1****Antenna A****Antenna B**

**Conducted Spurs Peak, 5260 MHz, HT/VHT20, M8 to M15, M0.2 to M9.2****Antenna A****Antenna B**

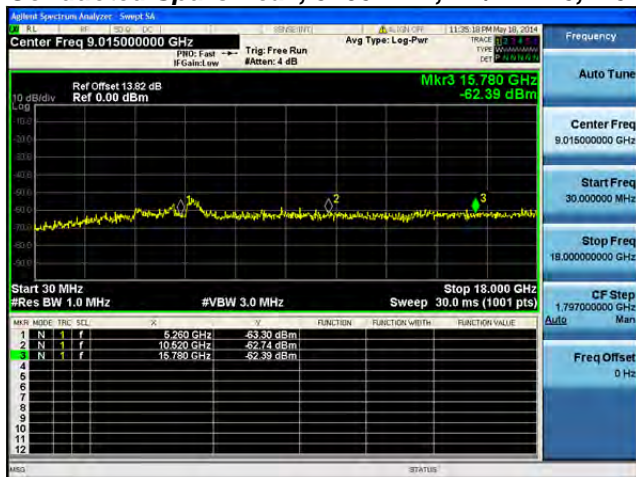
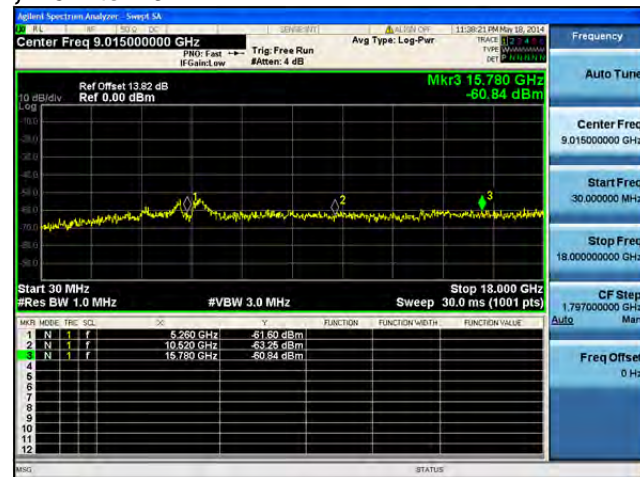
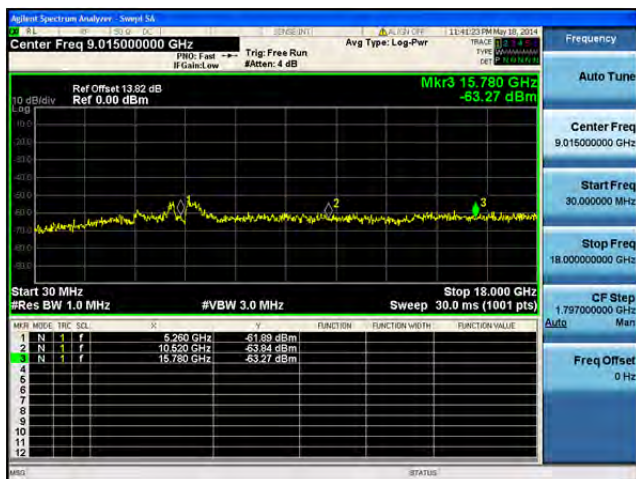
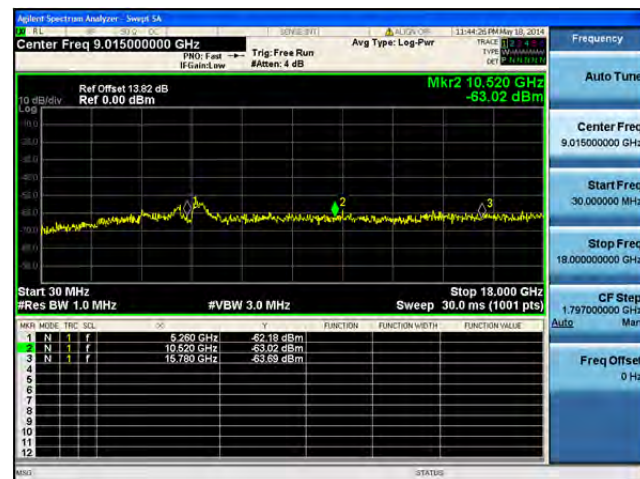


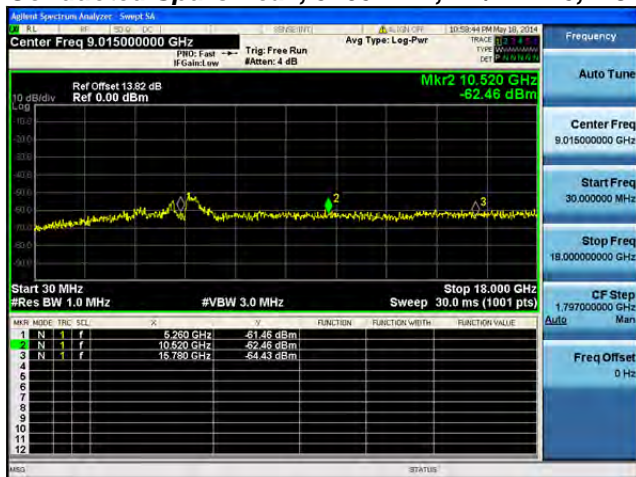
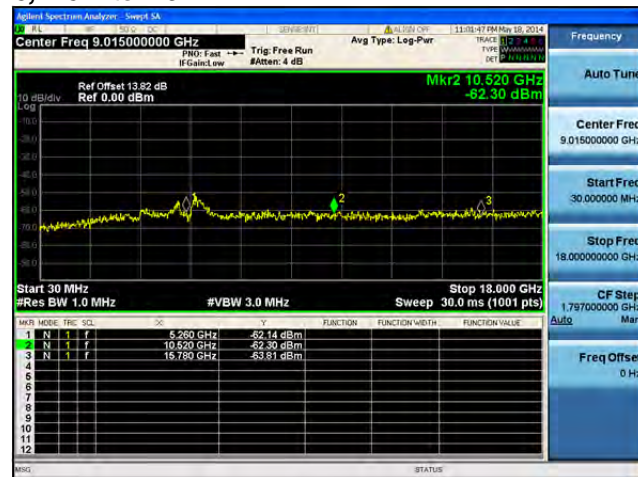
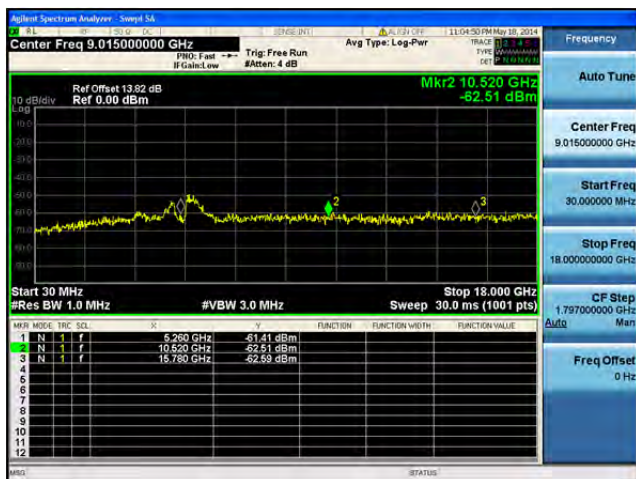
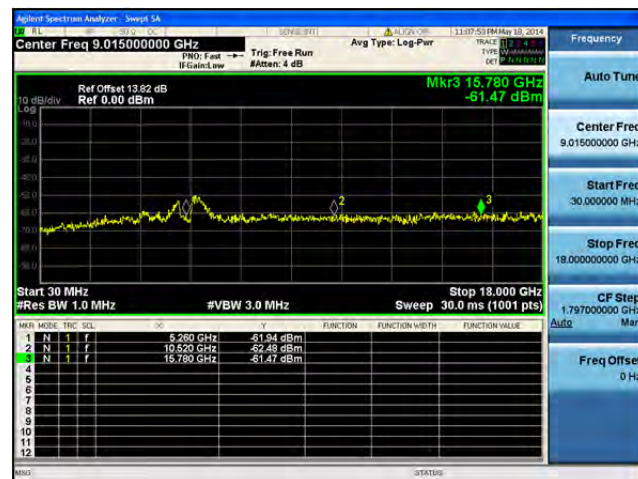
**Conducted Spurs Peak, 5260 MHz, HT/VHT20, M0 to M7, M0.1 to M9.1****Antenna A****Antenna B****Antenna C**

**Conducted Spurs Peak, 5260 MHz, HT/VHT20, M8 to M15, M0.2 to M9.2****Antenna A****Antenna B****Antenna C**

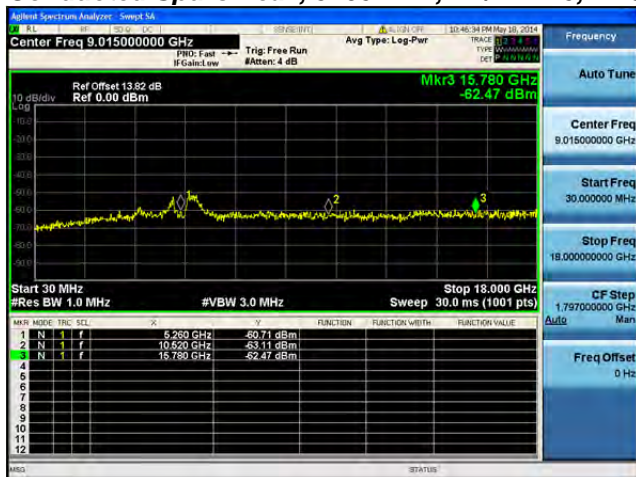
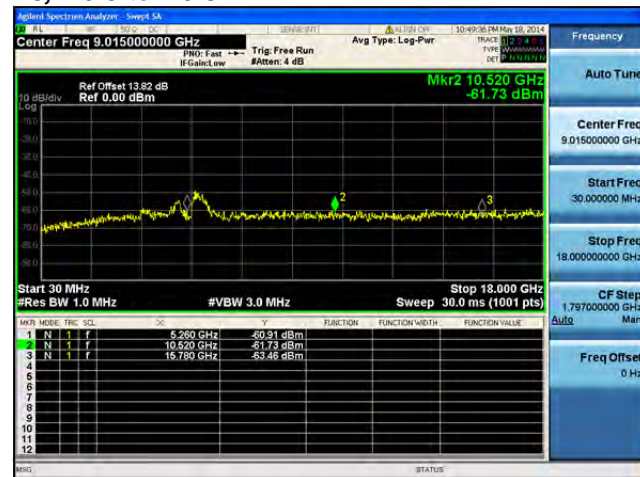
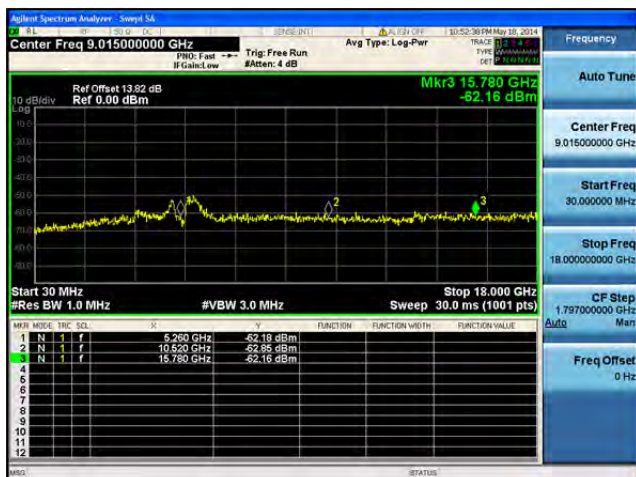
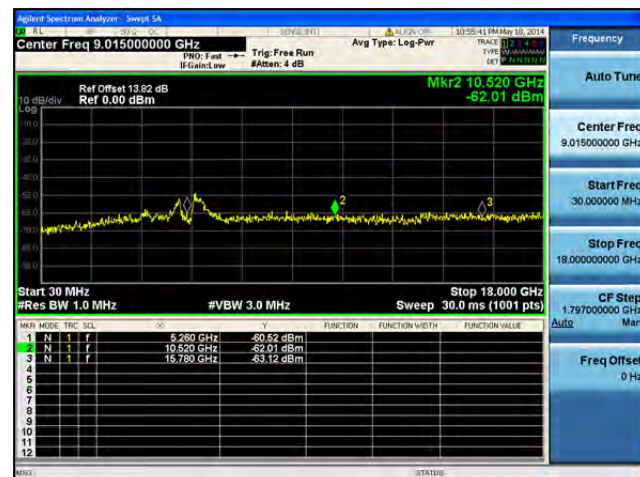
**Conducted Spurs Peak, 5260 MHz, HT/VHT20, M16 to M23, M0.3 to M9.3****Antenna A****Antenna B****Antenna C**



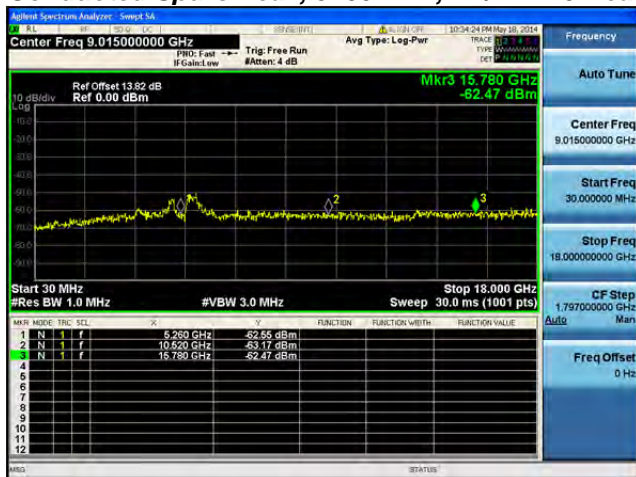
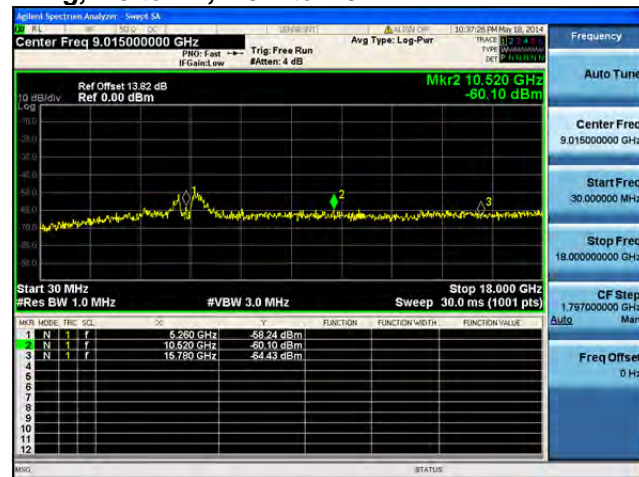
**Conducted Spurs Peak, 5260 MHz, HT/VHT20, M0 to M7, M0.1 to M9.1****Antenna A****Antenna B****Antenna C****Antenna D**

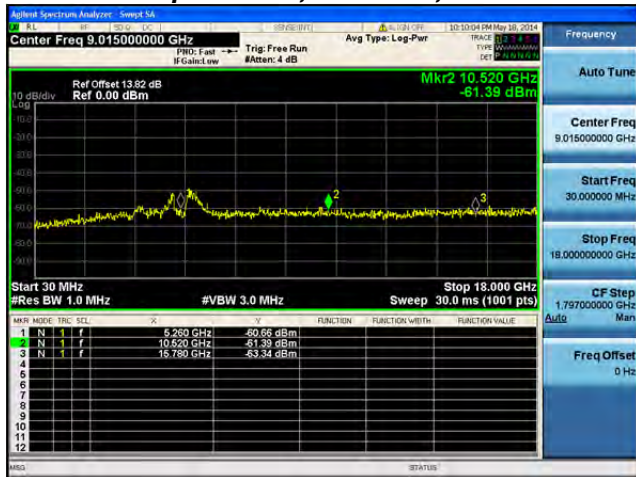
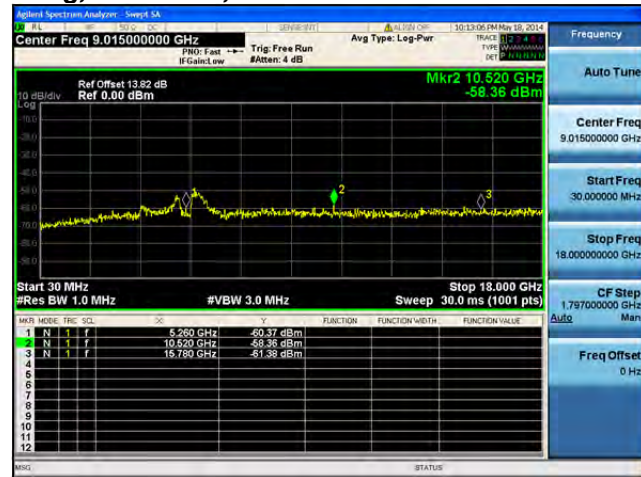
**Conducted Spurs Peak, 5260 MHz, HT/VHT20, M8 to M15, M0.2 to M9.2****Antenna A****Antenna B****Antenna C****Antenna D**

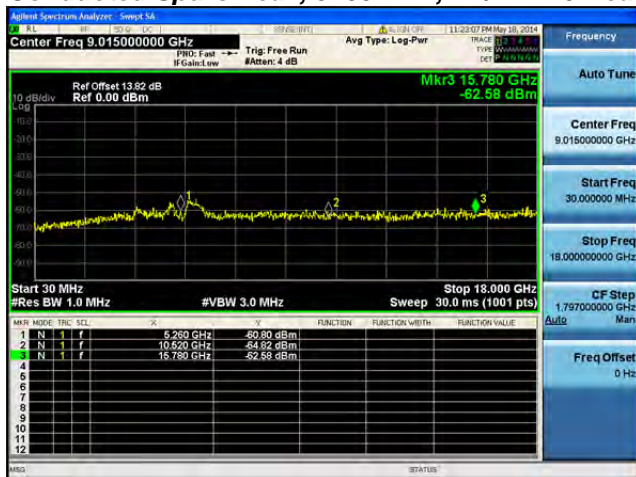
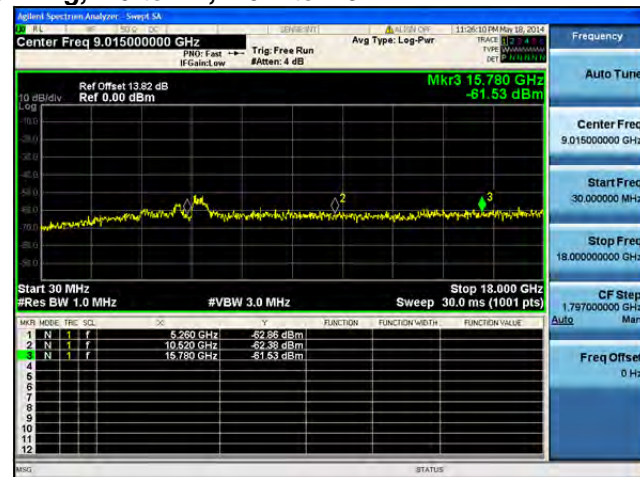
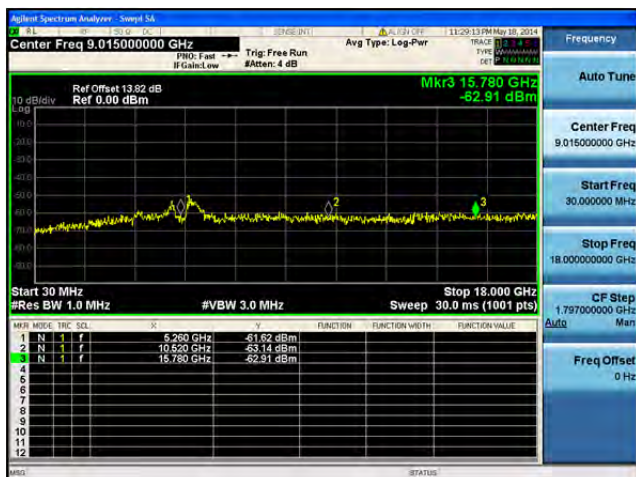


**Conducted Spurs Peak, 5260 MHz, HT/VHT20, M16 to M23, M0.3 to M9.3****Antenna A****Antenna B****Antenna C****Antenna D**

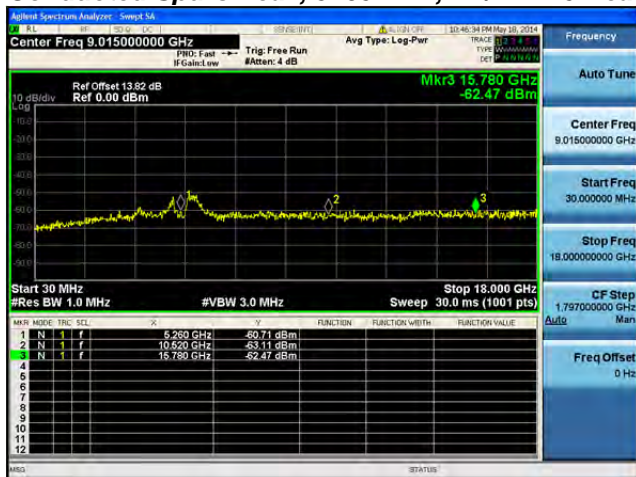
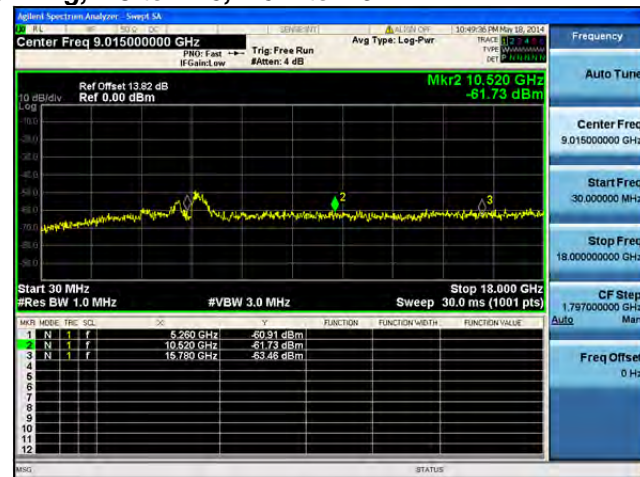
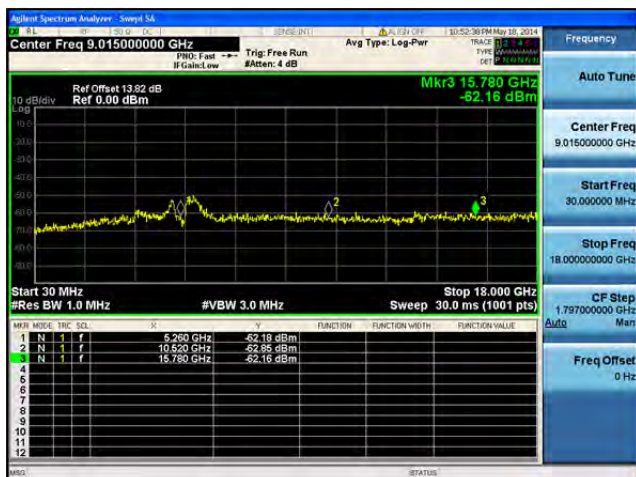


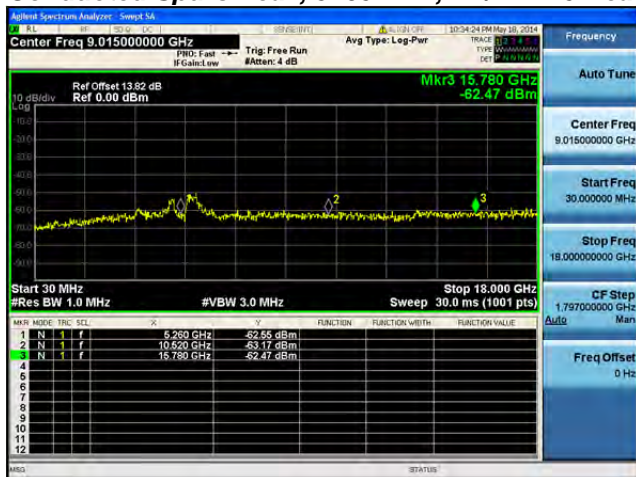
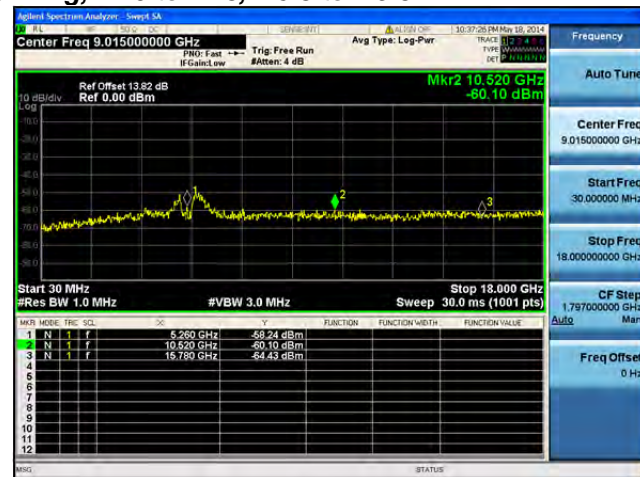
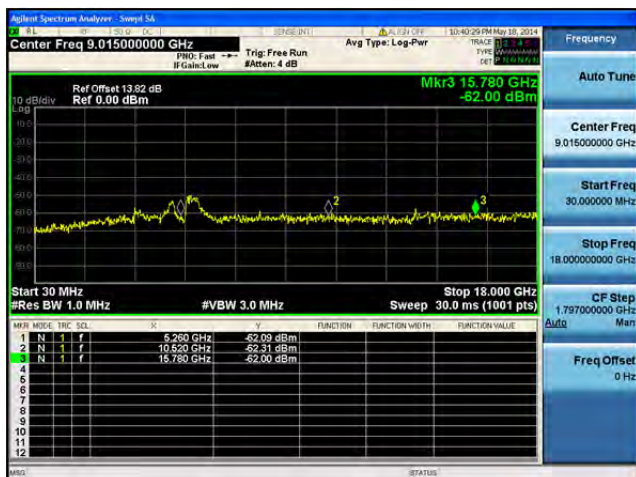
**Conducted Spurs Peak, 5260 MHz, HT/VHT20 Beam Forming, M0 to M7, M0.1 to M9.1****Antenna A****Antenna B**

**Conducted Spurs Peak, 5260 MHz, HT/VHT20 Beam Forming, M8 to M15, M0.2 to M9.2****Antenna A****Antenna B**

**Conducted Spurs Peak, 5260 MHz, HT/VHT20 Beam Forming, M0 to M7, M0.1 to M9.1****Antenna A****Antenna B****Antenna C**



**Conducted Spurs Peak, 5260 MHz, HT/VHT20 Beam Forming, M8 to M15, M0.2 to M9.2****Antenna A****Antenna B****Antenna C**

**Conducted Spurs Peak, 5260 MHz, HT/VHT20 Beam Forming, M16 to M23, M0.3 to M9.3****Antenna A****Antenna B****Antenna C**

**Reflected Spectrum Analyzer - Screenshot 54**

Center Freq 9.015000000 GHz      Avg Type: Log-Pwr      Frequency

PRO: Fast      Trig: Free Run      TRACED 1 2 3 4 5 6 7 8 9 10 11 12  
IF Collect: on      Attenu: 4 dB      TYPE: Continuous      DET: RIN (RIN)

Ref Offset 13.82 dB      Mkr3 15.780 GHz  
Ref 0.00 dBm      -63.31 dBm

10 dB/div      10.0      9.0      8.0      7.0      6.0      5.0      4.0      3.0      2.0      1.0      0.0      -1.0      -2.0      -3.0      -4.0      -5.0      -6.0      -7.0      -8.0      -9.0      -10.0

Start 30 MHz      Stop 18,000 GHz  
#Res BW 1.0 MHz      #VBW 3.0 MHz      Sweep 30.0 ms (1001 pts)

MARK	MODE	TRIG	SCN	F	dBm	FUNCTION	FUNCTION WITH	FUNCTION VALUE
1	N	1	f	5.260 GHz	-61.44 dBm			
2	N	1	f	10.620 GHz	-66.07 dBm			
3	N	1	f	15.780 GHz	-63.31 dBm			
4								
5								
6								
7								
8								
9								
10								
11								
12								

Auto Tune      Auto      CF Step 1.797000000 GHz      Man  
Stop Freq 30.000000 MHz      Freq Offset 0 Hz

Agilent Spectrum Analyzer - Swept 1.4

Center Freq 9.015000000 GHz

Ref Offset 13.82 dB  
Ref 0.00 dBm

Mkr3 15.780 GHz  
-63.46 dBm

Start 30 MHz  
Res BW 1.0 MHz  
#VBW 3.0 MHz  
Sweep 30.0 ms (1001 pts)  
Stop 18.000 GHz

MKR	MODE	FREQ	SCL	DB	Y	FUNCTION	FUNCTION WIDTH	FUNCTION VALUE
1	N	1	f	5.260 GHz	-51.11 dBm			
2	N	1	f	10.520 GHz	-54.69 dBm			
3	N	1	f	15.780 GHz	-63.46 dBm			

Agilent Spectrum Analyzer - View 54

11:53:31 PM May 18, 2014

Center Freq 9.015000000 GHz

PHN: Fast B Gated, low Trig: Free Run Attenu: 4 dB

Avg Type: Log-Pwr

TRACE 1 1 4

TYPE Continuous

REF 10.520 GHz

Frequency

Auto Tune

Center Freq 9.015000000 GHz

Start Freq 30.000000 MHz

Stop Freq 18.000000000 GHz

CF Step 1.797000000 GHz

Auto Man

Freq Offset 0 Hz

Start 30 MHz

Res BW 1.0 MHz

#VBW 3.0 MHz

Sweep 30.0 ms (1001 pts)

Stop 18.000 GHz

Mkr2 10.520 GHz -61.55 dBm

Ref Offset 13.92 dB

Ref 0.00 dBm

10 dB/div

10.0

20.0

30.0

40.0

50.0

60.0

70.0

80.0

9.015

10.520

18.000

MN	MODE	TRC	SCN	F	FUNCTION	FUNCTION WIDTH	FUNCTION VALUE
1	N	1	f	5.260 GHz	-64.04 dBm		
2	N	1	f	10.520 GHz	-61.55 dBm		
3	N	1	f	15.780 GHz	-63.87 dBm		
4							
5							
6							
7							
8							
9							
10							
11							
12							

MFG

STATUS

Agilent Spectrum Analyzer - Sweep 1A

Center Freq 9.015000000 GHz

Ref Offset 13.82 dB  
Ref 0.00 dBm

Mkr2 10.520 GHz  
-62.33 dBm

Start 30 MHz  
#Res BW 1.0 MHz

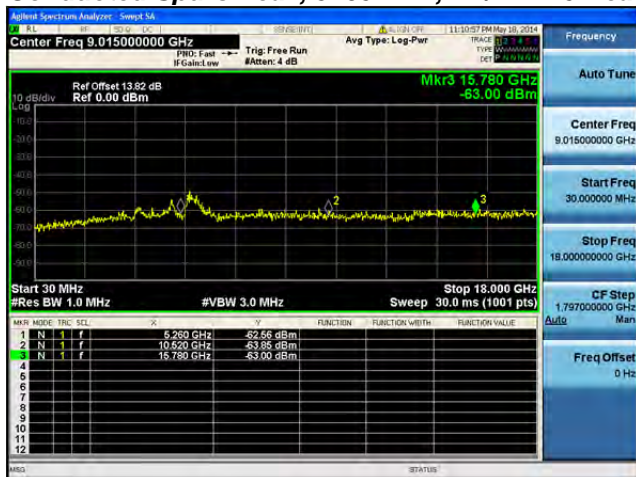
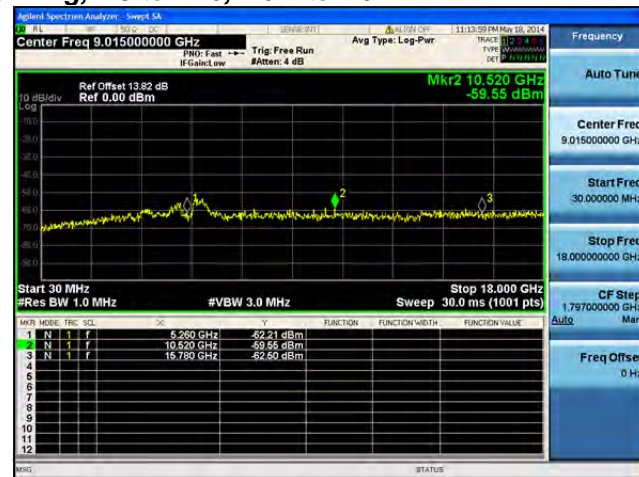
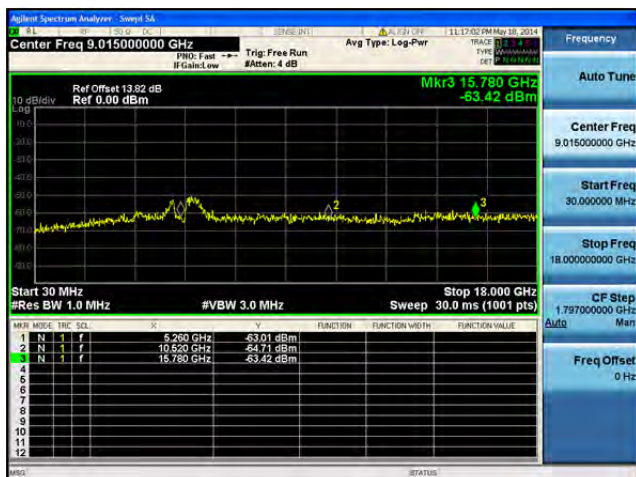
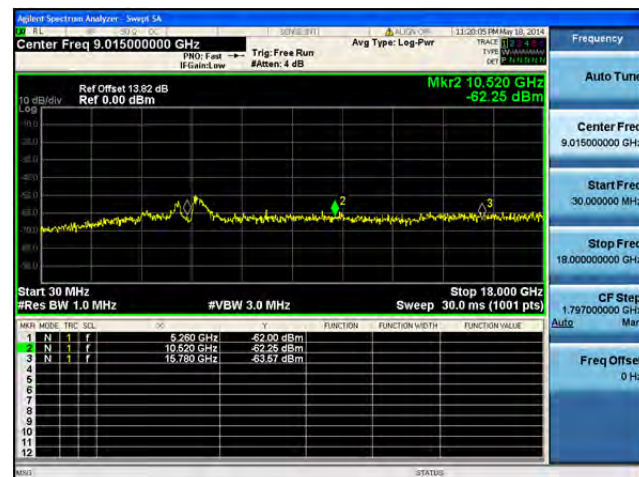
#VBW 3.0 MHz

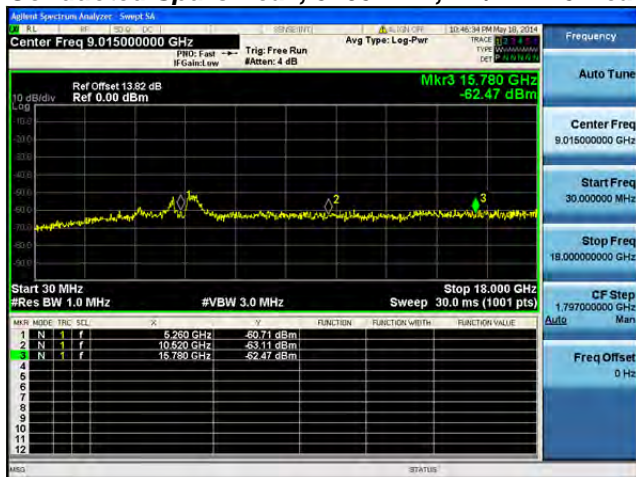
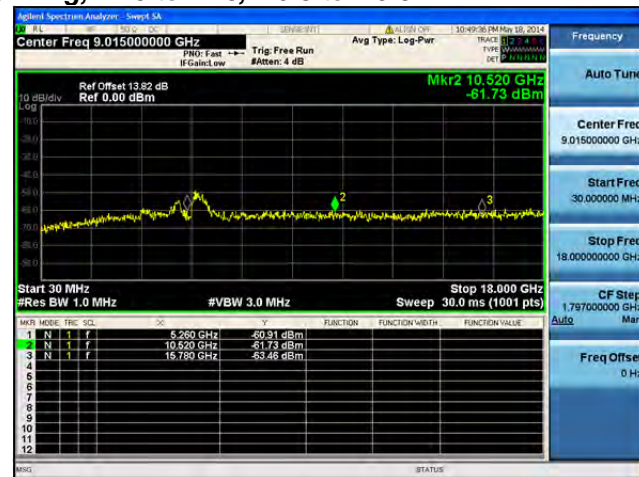
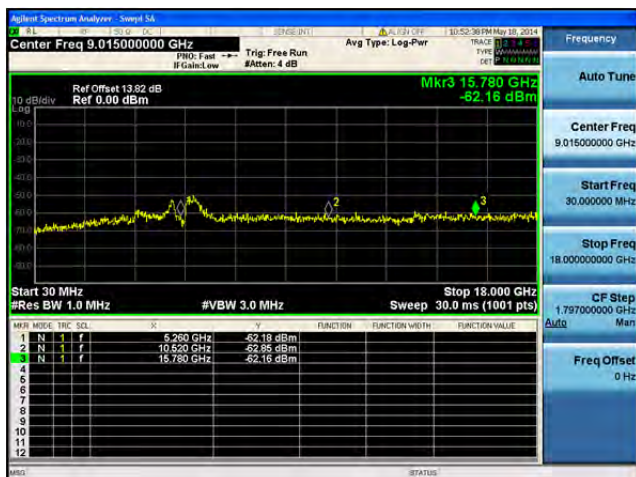
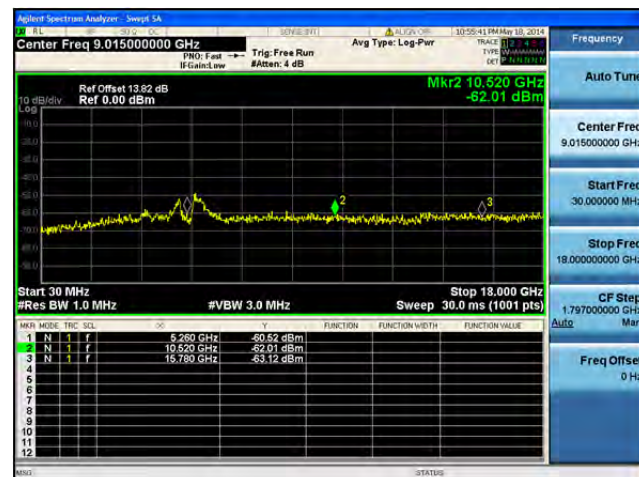
Sweep 30.0 ms (1001 pts)

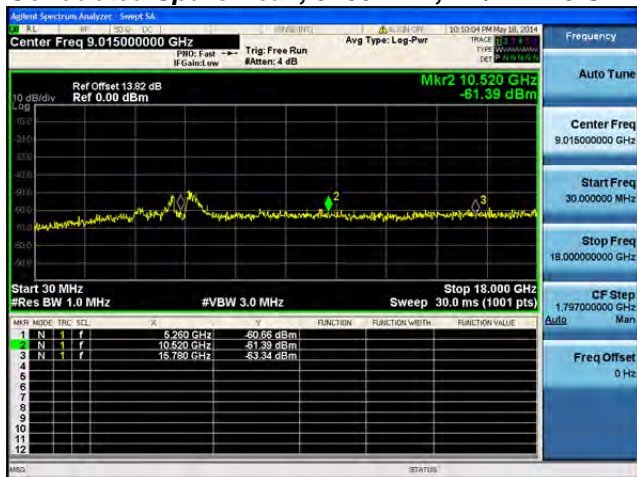
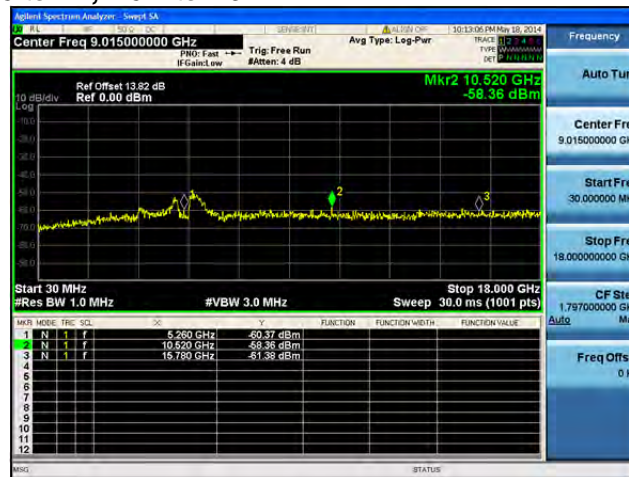
MNR	MODE	TRF	SCL	Q	F	FUNCTION	FUNCTION WIDTH	FUNCTION VALUE
1	N	1	f		9.280 GHz		-61.14 dBm	
2	N	1	f		10.520 GHz		-62.33 dBm	
3	N	1	f		15.780 GHz		-62.74 dBm	

This document is uncontrolled. Please refer to the electronic copy within EDCS for the most up to date version.  
Cisco Systems, Inc. Company Confidential

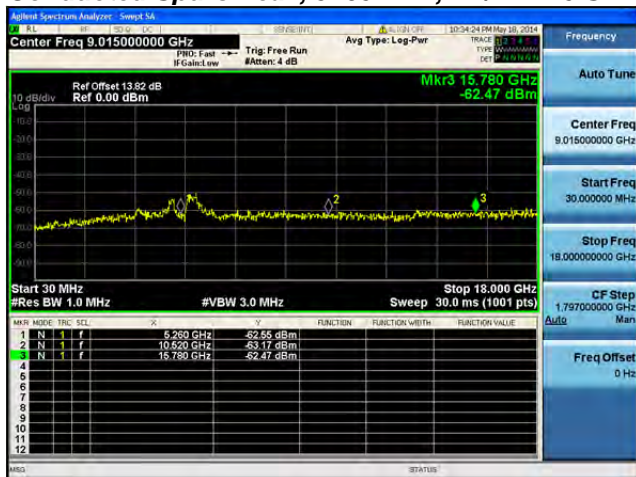
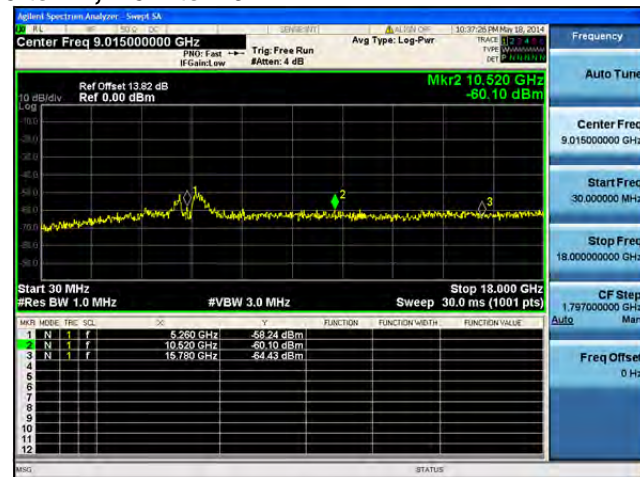
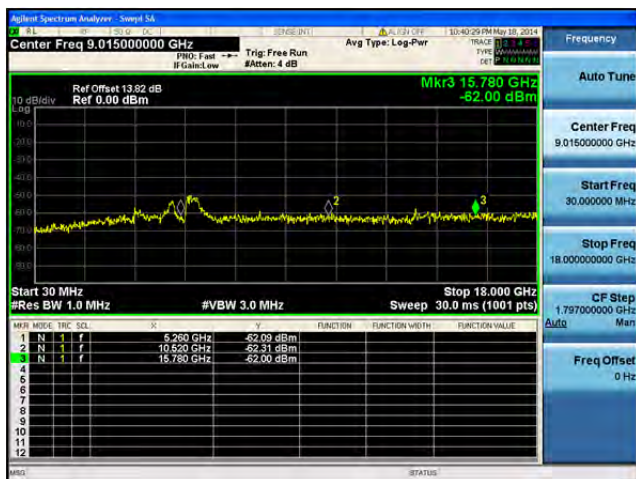


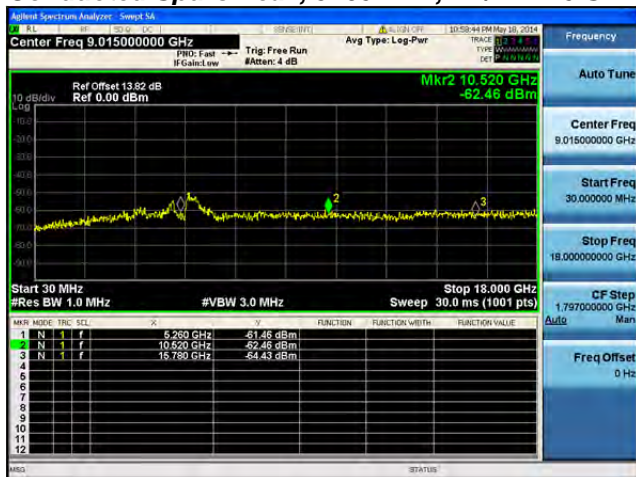
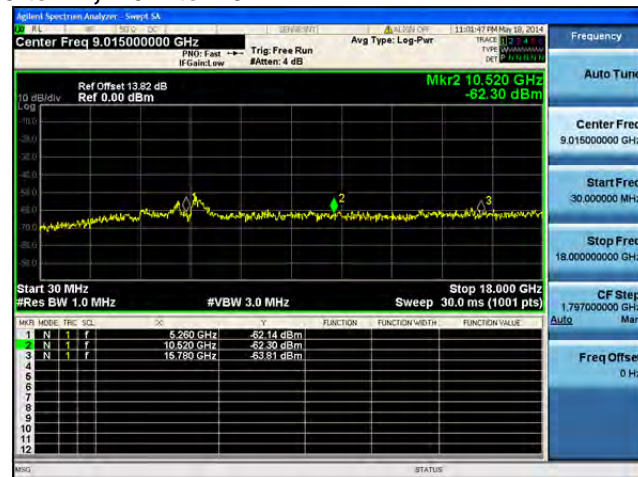
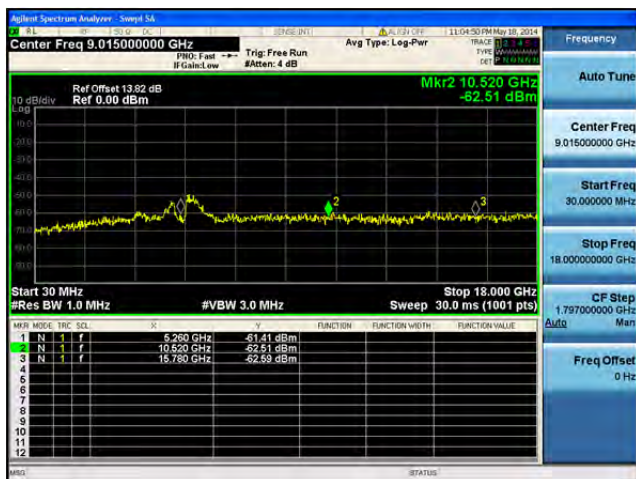
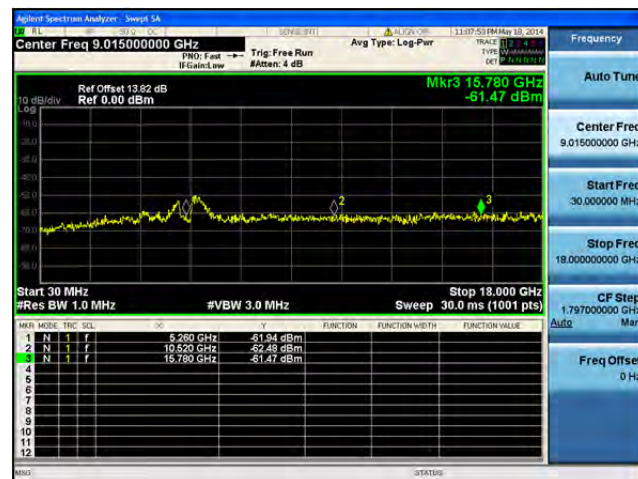
**Conducted Spurs Peak, 5260 MHz, HT/VHT20 Beam Forming, M8 to M15, M0.2 to M9.2****Antenna A****Antenna B****Antenna C****Antenna D**

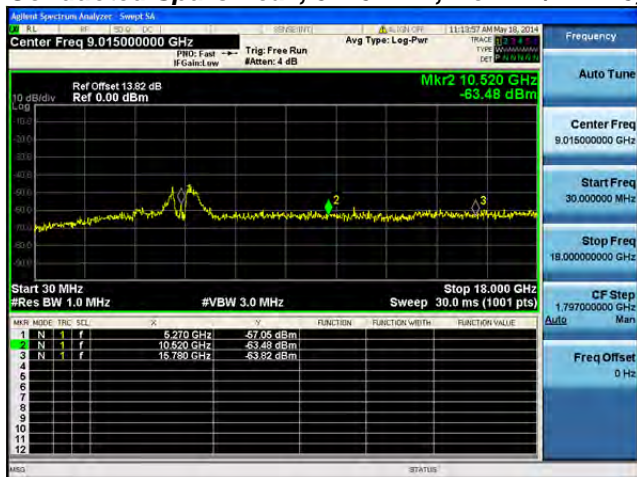
**Conducted Spurs Peak, 5260 MHz, HT/VHT20 Beam Forming, M16 to M23, M0.3 to M9.3****Antenna A****Antenna B****Antenna C****Antenna D**

**Conducted Spurs Peak, 5260 MHz, HT/VHT20 STBC, M0 to M7, M0.1 to M9.1****Antenna A****Antenna B**

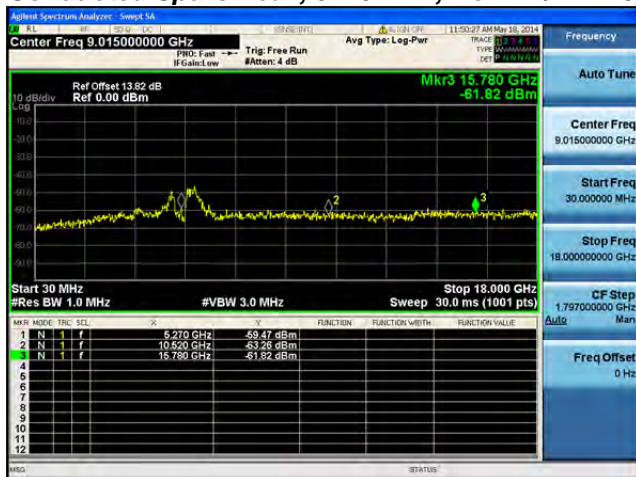
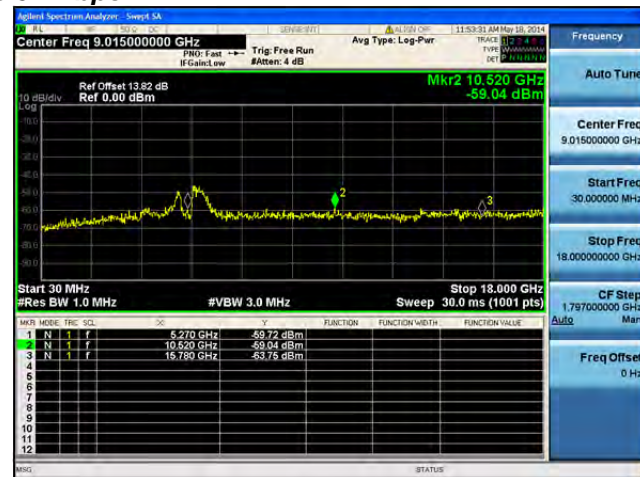


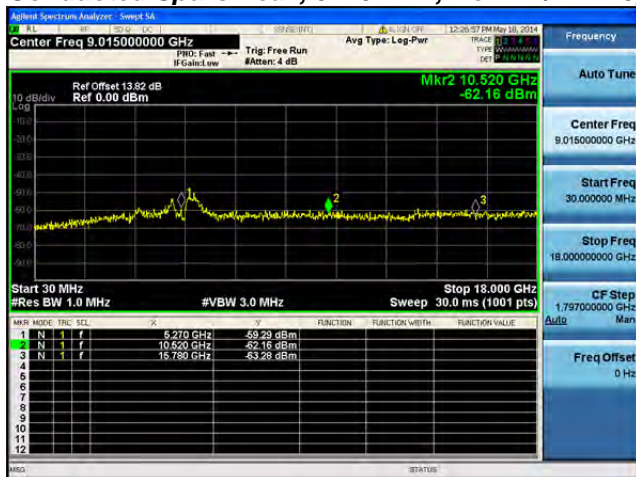
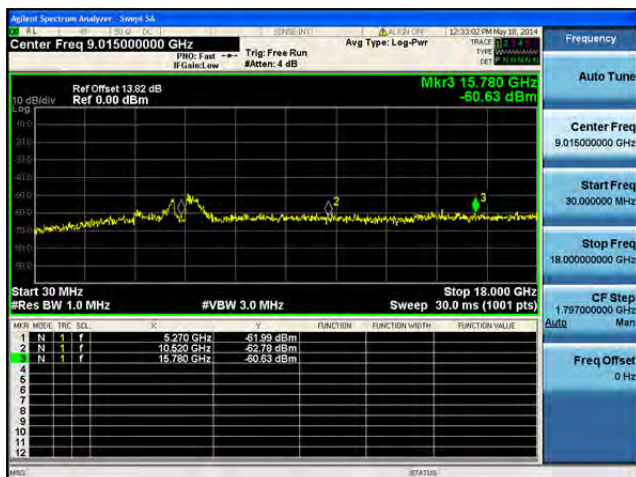
**Conducted Spurs Peak, 5260 MHz, HT/VHT20 STBC, M0 to M7, M0.1 to M9.1****Antenna A****Antenna B****Antenna C**

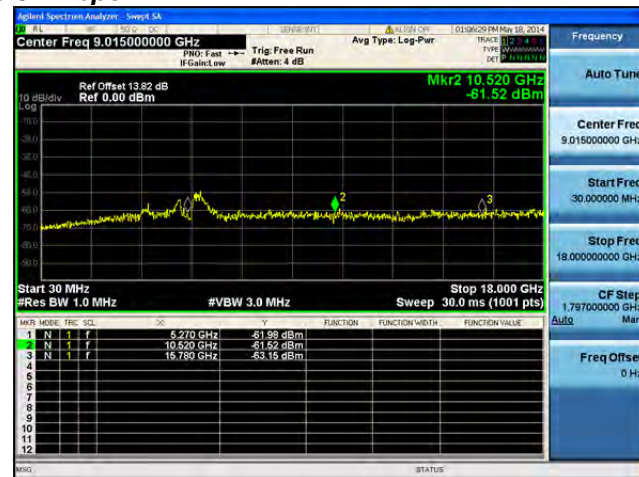
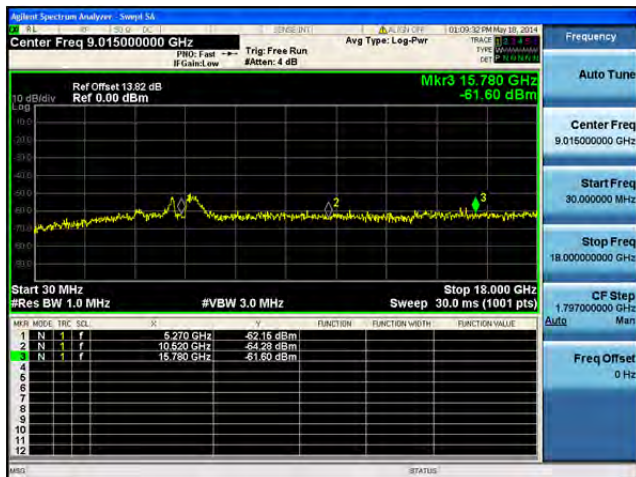
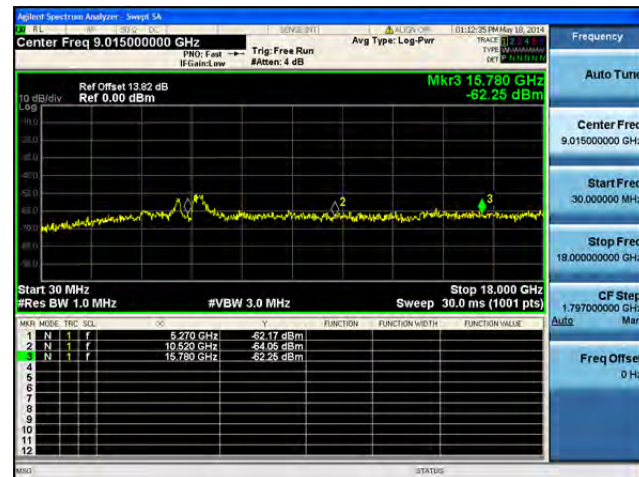
**Conducted Spurs Peak, 5260 MHz, HT/VHT20 STBC, M0 to M7, M0.1 to M9.1****Antenna A****Antenna B****Antenna C****Antenna D**

**Conducted Spurs Peak, 5270 MHz, Non HT/VHT40, 6 to 54 Mbps****Antenna A**

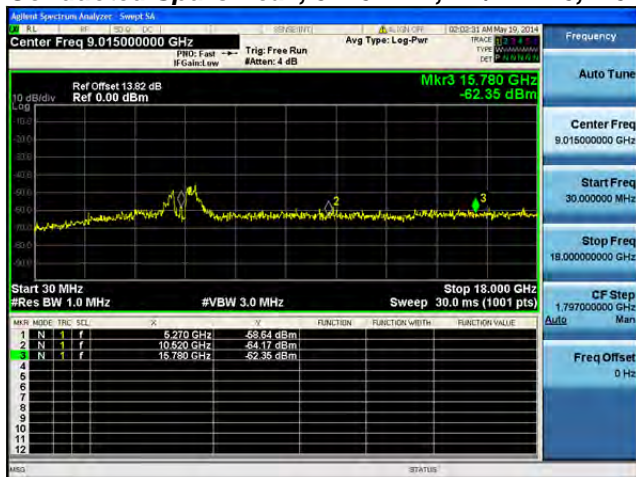


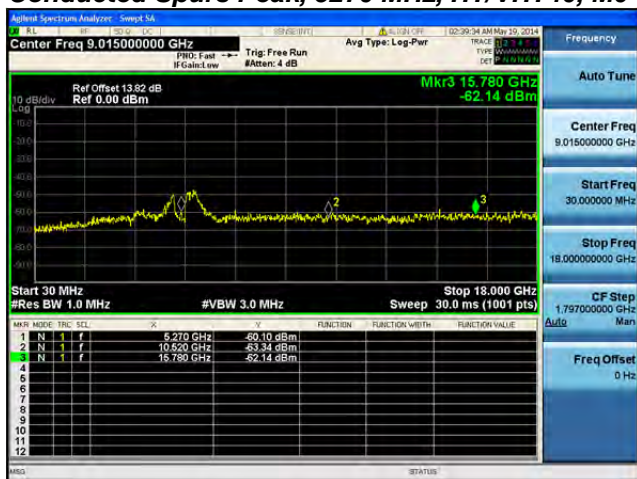
**Conducted Spurs Peak, 5270 MHz, Non HT/VHT40, 6 to 54 Mbps****Antenna A****Antenna B**

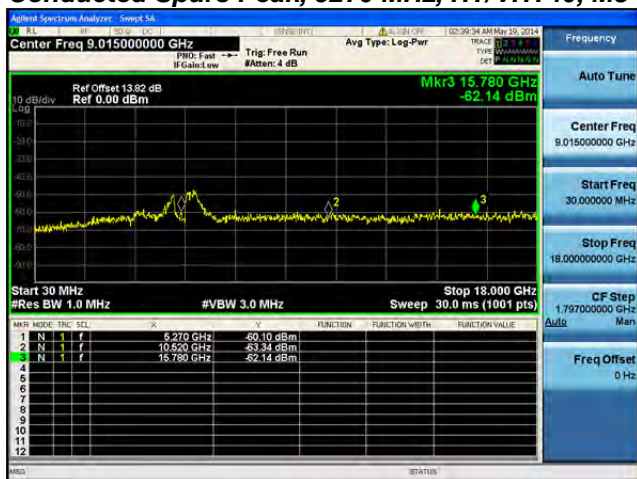
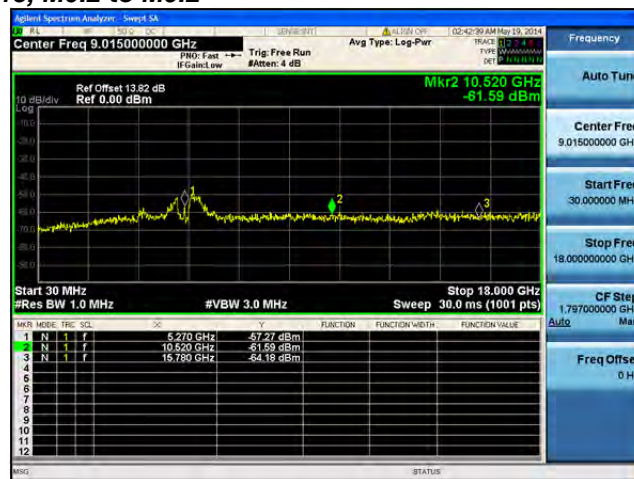
**Conducted Spurs Peak, 5270 MHz, Non HT/VHT40, 6 to 54 Mbps****Antenna A****Antenna B****Antenna C**

**Conducted Spurs Peak, 5270 MHz, Non HT/VHT40, 6 to 54 Mbps****Antenna A****Antenna B****Antenna C****Antenna D**

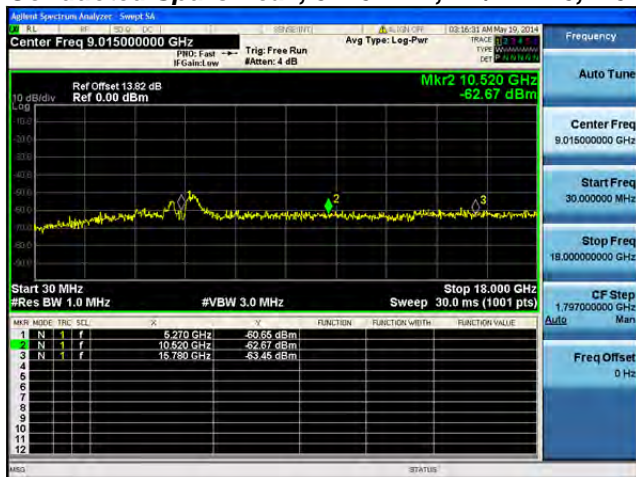
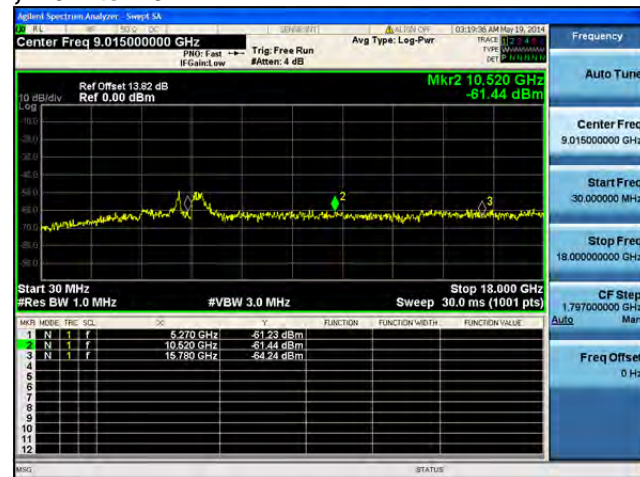
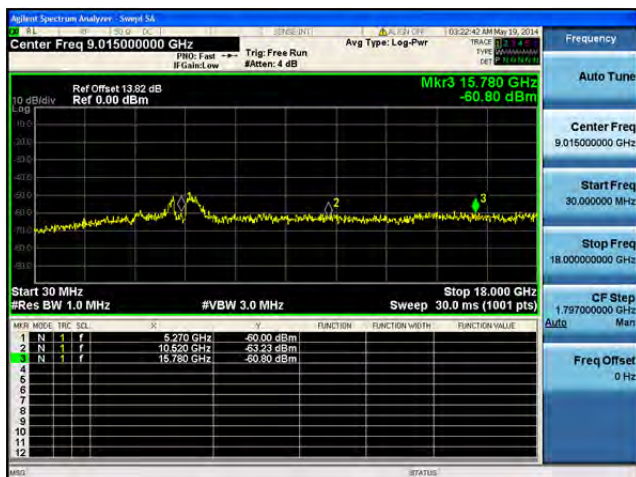


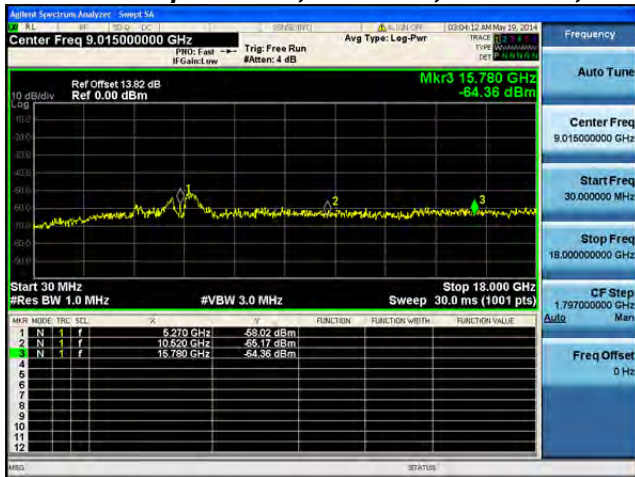
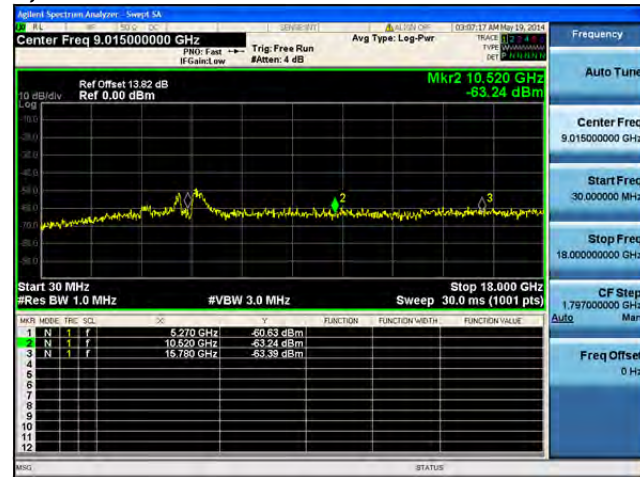
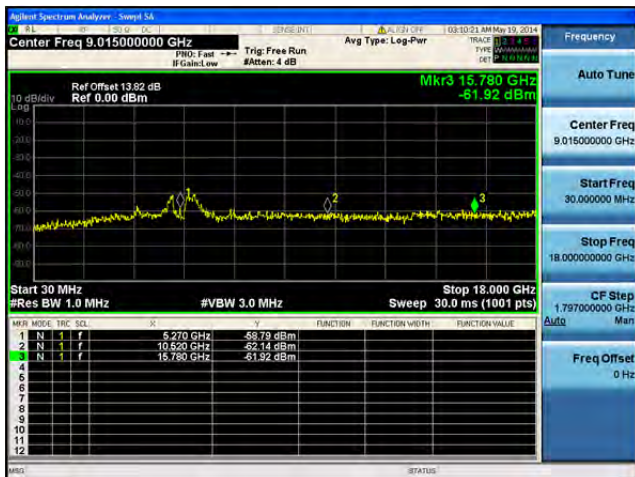
**Conducted Spurs Peak, 5270 MHz, HT/VHT40, M0 to M7, M0.1 to M9.1****Antenna A**

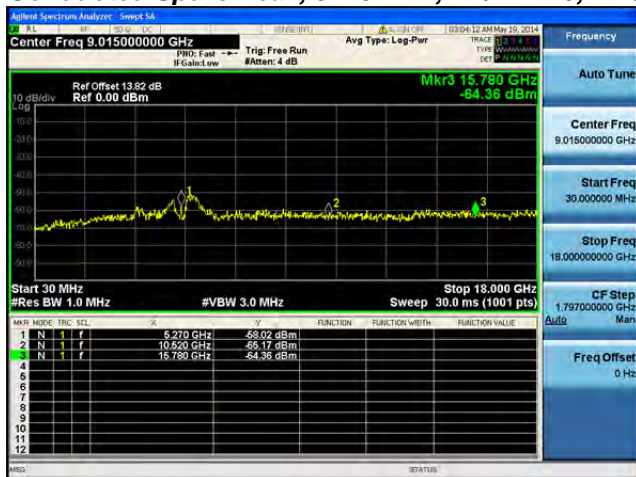
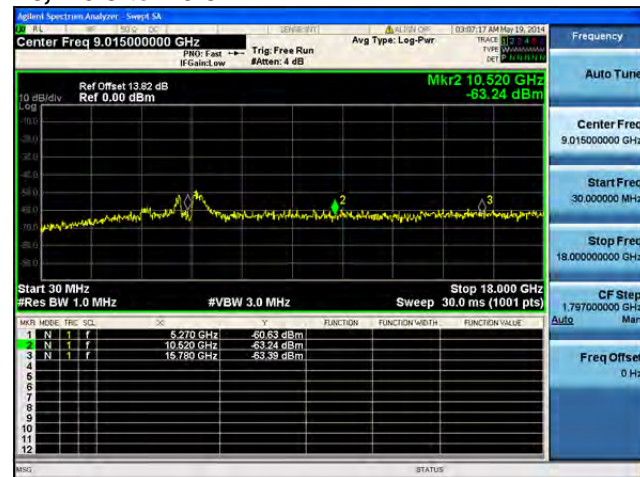
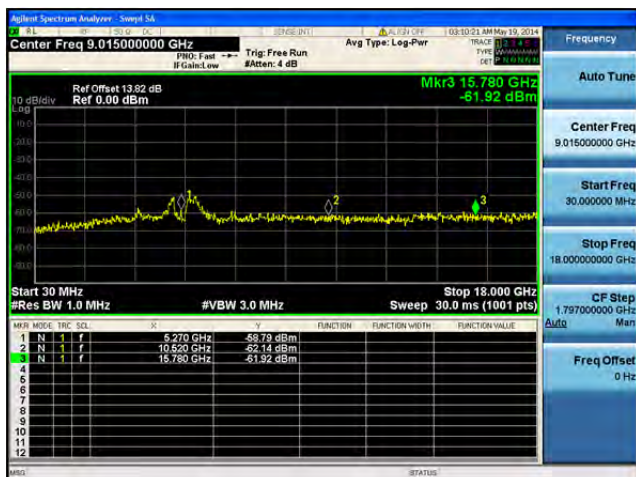
**Conducted Spurs Peak, 5270 MHz, HT/VHT40, M0 to M7, M0.1 to M9.1****Antenna A****Antenna B**

**Conducted Spurs Peak, 5270 MHz, HT/VHT40, M8 to M15, M0.2 to M9.2****Antenna A****Antenna B**

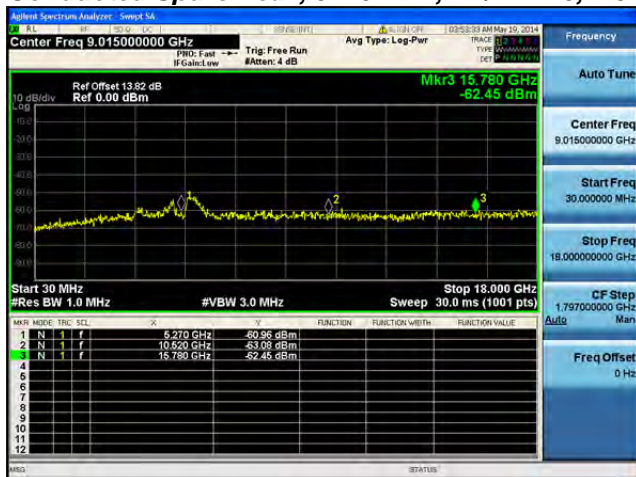
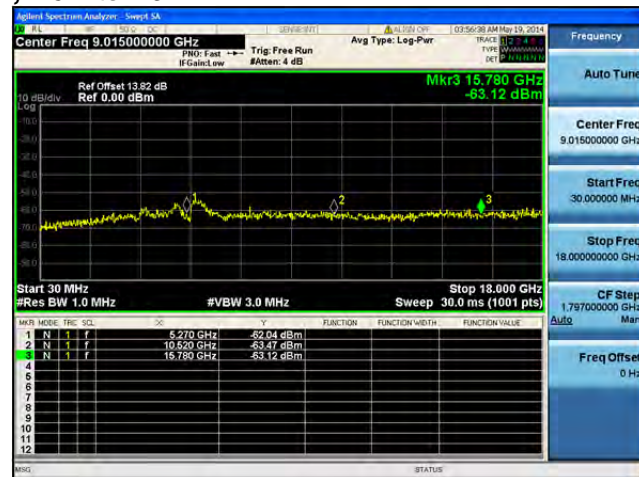
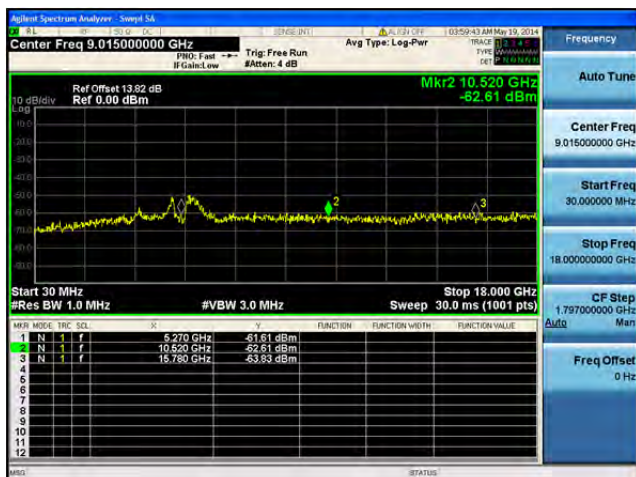
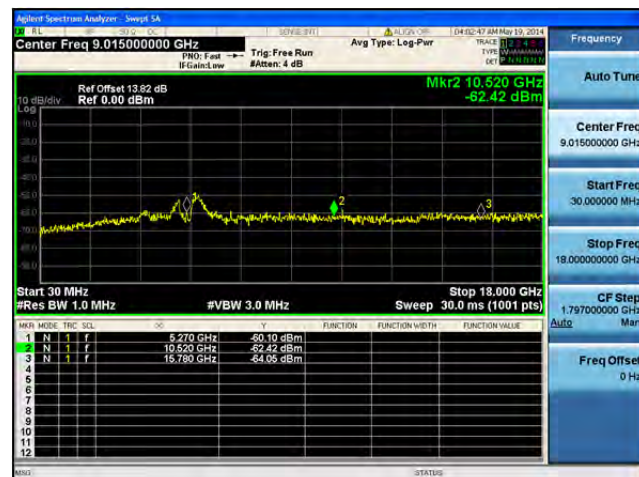


**Conducted Spurs Peak, 5270 MHz, HT/VHT40, M0 to M7, M0.1 to M9.1****Antenna A****Antenna B****Antenna C**

**Conducted Spurs Peak, 5270 MHz, HT/VHT40, M8 to M15, M0.2 to M9.2****Antenna A****Antenna B****Antenna C**

**Conducted Spurs Peak, 5270 MHz, HT/VHT40, M16 to M23, M0.3 to M9.3****Antenna A****Antenna B****Antenna C**



**Conducted Spurs Peak, 5270 MHz, HT/VHT40, M0 to M7, M0.1 to M9.1****Antenna A****Antenna B****Antenna C****Antenna D**

Ref Offset 13.82 dB  
Ref 0.00 dBm

Mkr2 10.520 GHz  
-62.67 dBm

Start 30 MHz  
#Res BW 1.0 MHz

Stop 18.000 GHz  
#VBW 3.0 MHz

Sweep 30.0 ms (1001 pts)

MARK	MODE	TRC	SCL	F	P	FUNCTION	FUNCTION WITH	FUNCTION VALUE
1	N	1	f	6.210 GHz	-60.66 dBm			
2	N	1	f	10.520 GHz	-62.67 dBm			
3	N	1	f	15.780 GHz	-63.45 dBm			

Agilent Spectrum Analyzer - Sweep 1A

Res BW 10.000000 MHz

Center Freq 9.015000000 GHz

PBW: Fast Trig: Free Run

W Gain: Low #Att: 4 dB

Avg Type: Log-Pwr

Trace 1: 10.520 GHz

Type: CF

Ref Offset 13.82 dB

Ref 0.00 dBm

Mkr2 10.520 GHz

-61.44 dBm

Start 30 MHz

Stop 18.000 GHz

#RBW 1.0 MHz

#VBW 3.0 MHz

Sweep 30.0 ms (1001 pts)

Mkr	Mode	Freq	SQL	dB	V	Function	Function Width	Function Value
1	N	1	f	5.270 GHz	-51.23 dBm			
2	N	1	f	10.520 GHz	-61.44 dBm			
3	N	1	f	15.780 GHz	-64.24 dBm			

MSG STATUS

[illegible]

Agilent Spectrum Analyzer - Sweep 3A

Center Freq 9.015000000 GHz

Ref Offset 13.82 dB  
Ref 0.00 dBm

Mkr3 15.780 GHz  
-52.62 dBm

Start 30 MHz  
#Res BW 1.0 MHz

#VBW 3.0 MHz

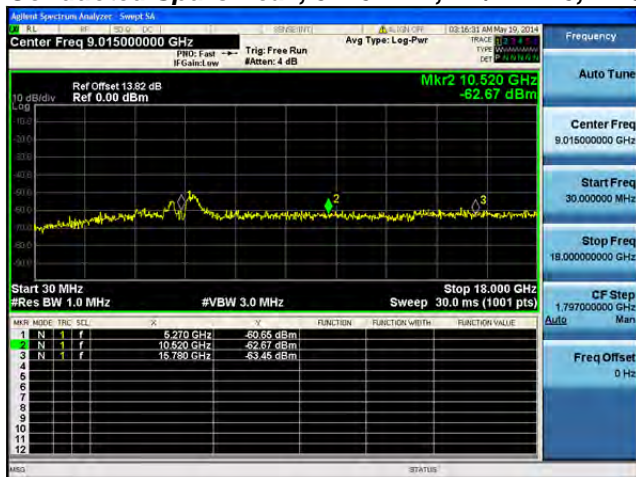
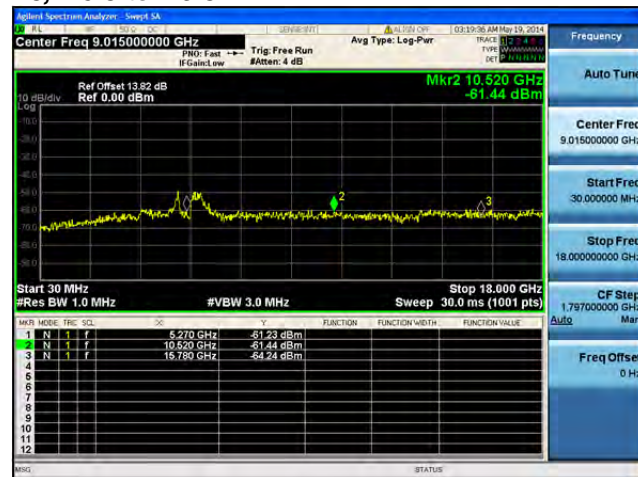
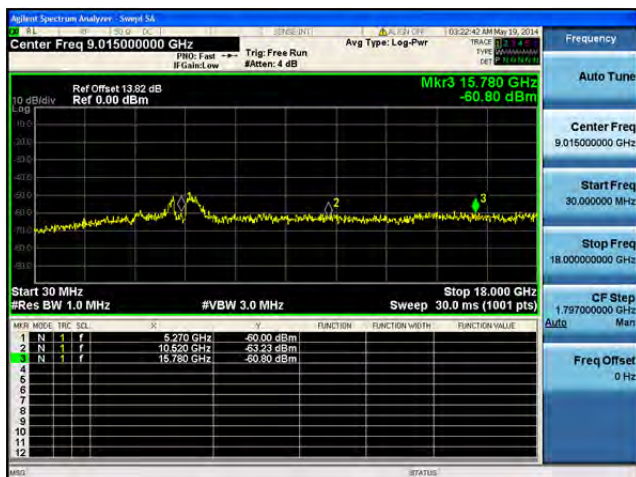
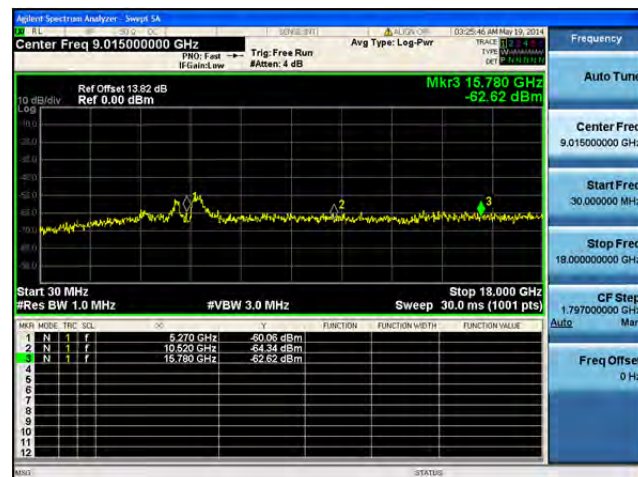
Stop 18.000 GHz  
Sweep 30.0 ms (1001 pts)

MRK MODE TRC SCL

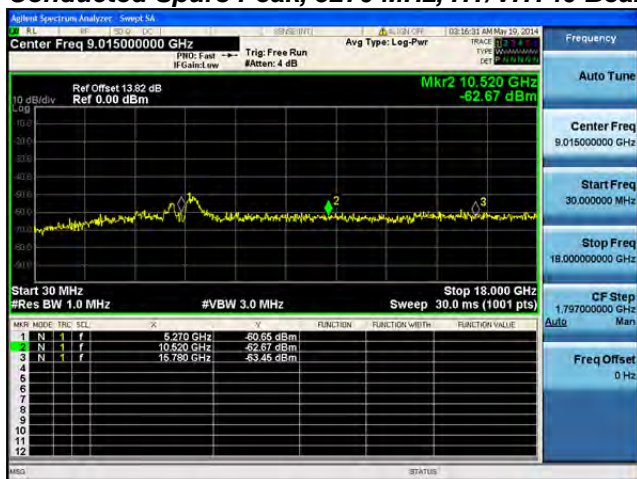
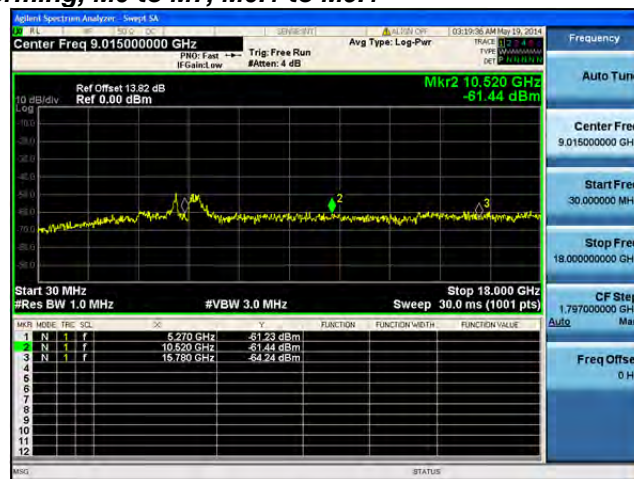
MRK	MODE	TRC	SCL	FREQ	POWER	FUNCTION	FUNCTION WIDTH	FUNCTION VALUE
1	N	1	f	5.270 GHz	-50.06 dBm			
2	N	1	f	10.500 GHz	-54.34 dBm			
3	N	1	f	15.780 GHz	-52.62 dBm			

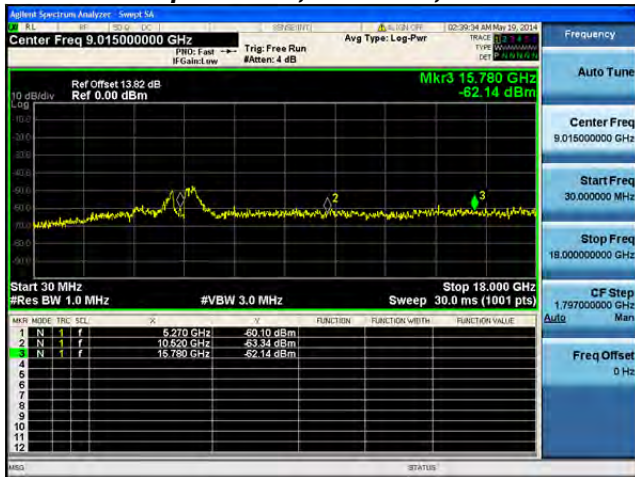
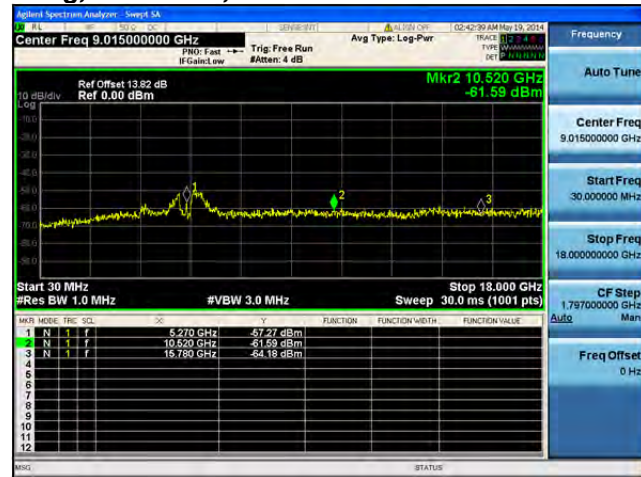
This document is uncontrolled. Please refer to the electronic copy within EDCS for the most up to date version.  
Cisco Systems, Inc. Company Confidential

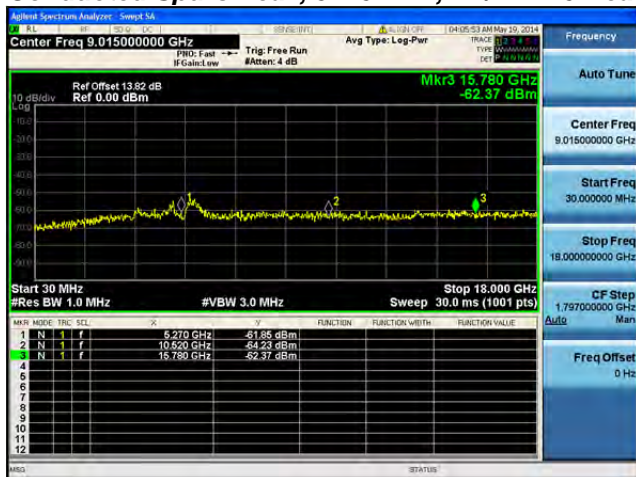
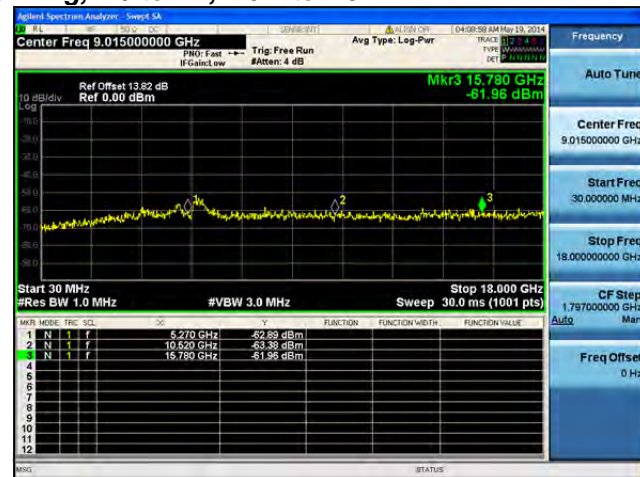
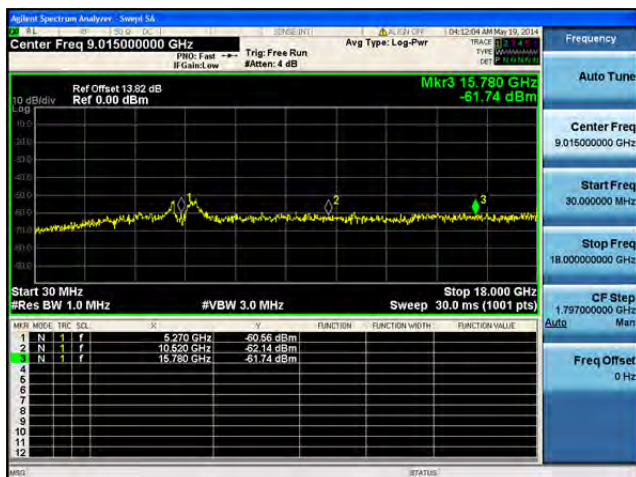


**Conducted Spurs Peak, 5270 MHz, HT/VHT40, M16 to M23, M0.3 to M9.3****Antenna A****Antenna B****Antenna C****Antenna D**

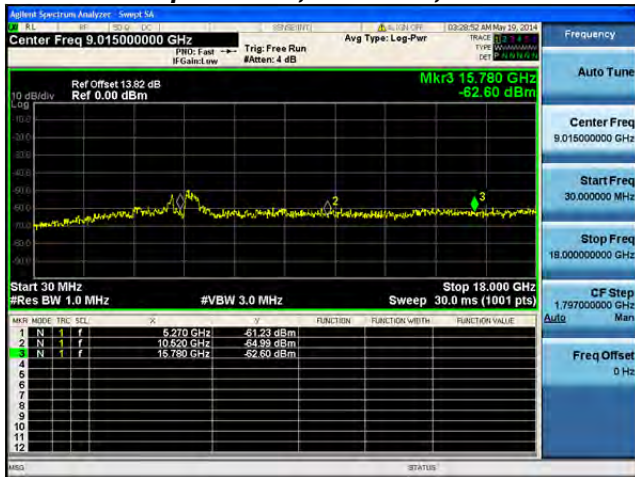
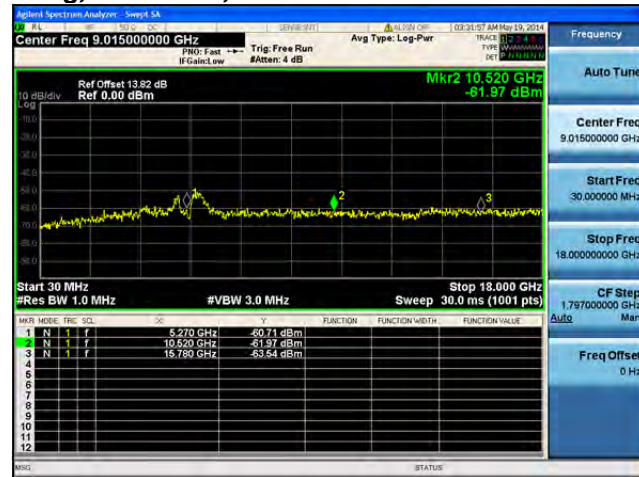
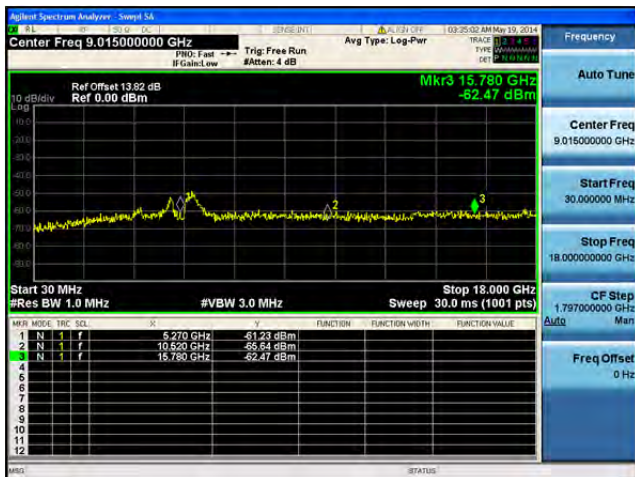


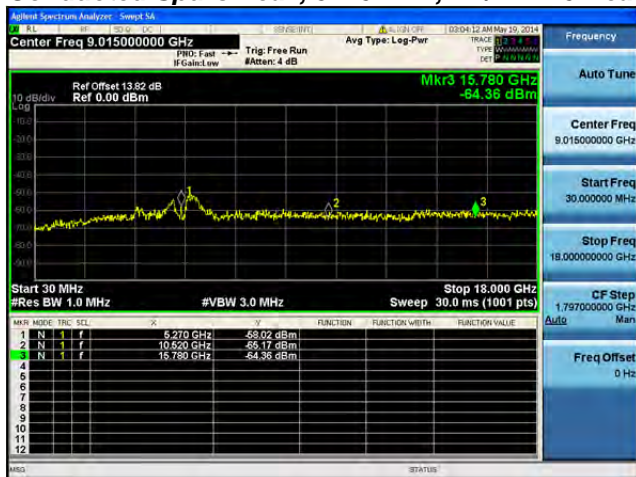
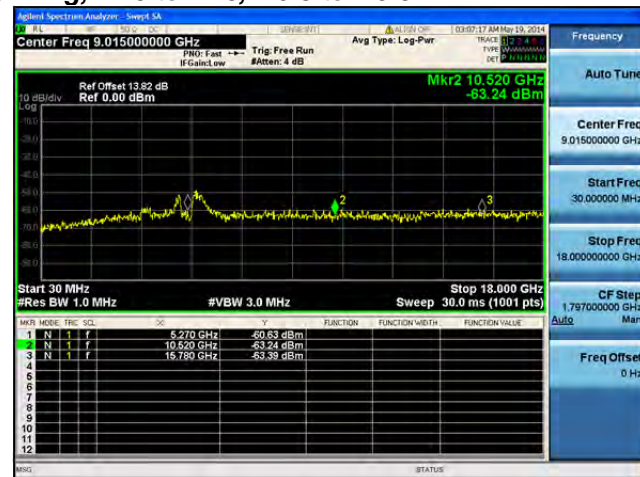
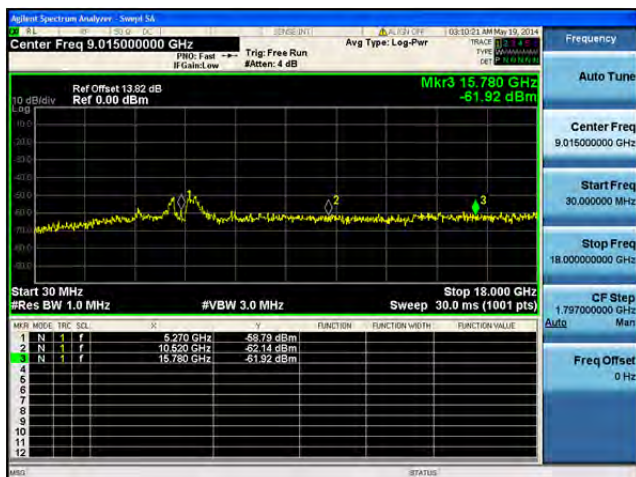
**Conducted Spurs Peak, 5270 MHz, HT/VHT40 Beam Forming, M0 to M7, M0.1 to M9.1****Antenna A****Antenna B**

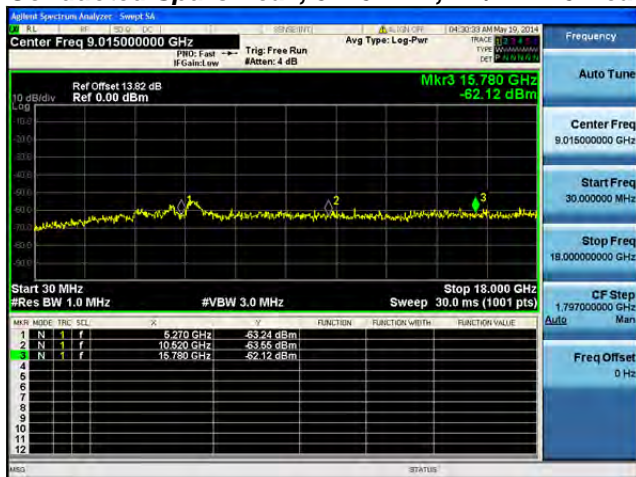
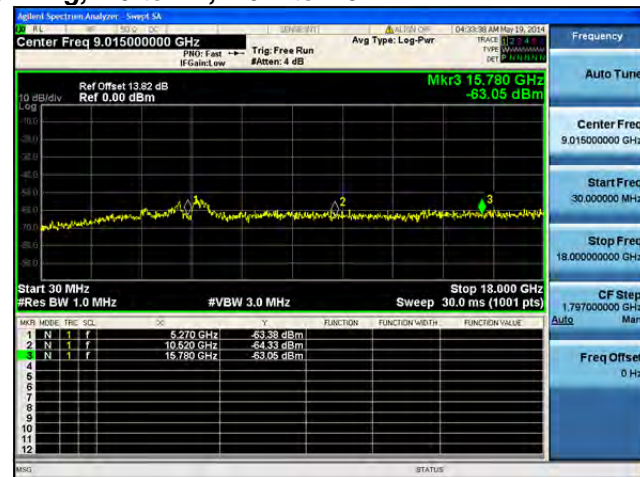
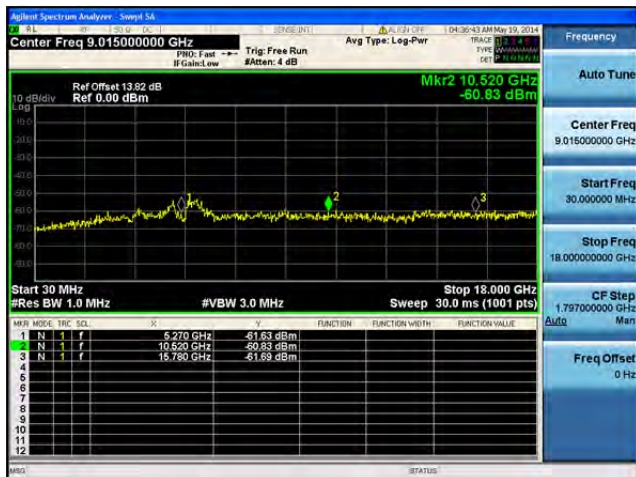
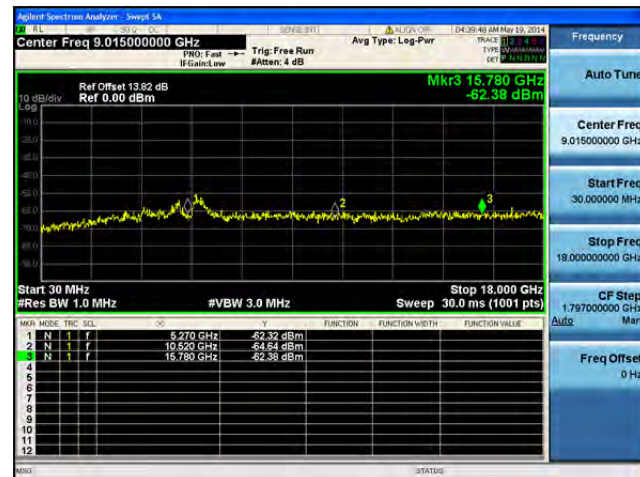
**Conducted Spurs Peak, 5270 MHz, HT/VHT40 Beam Forming, M8 to M15, M0.2 to M9.2****Antenna A****Antenna B**

**Conducted Spurs Peak, 5270 MHz, HT/VHT40 Beam Forming, M0 to M7, M0.1 to M9.1****Antenna A****Antenna B****Antenna C**

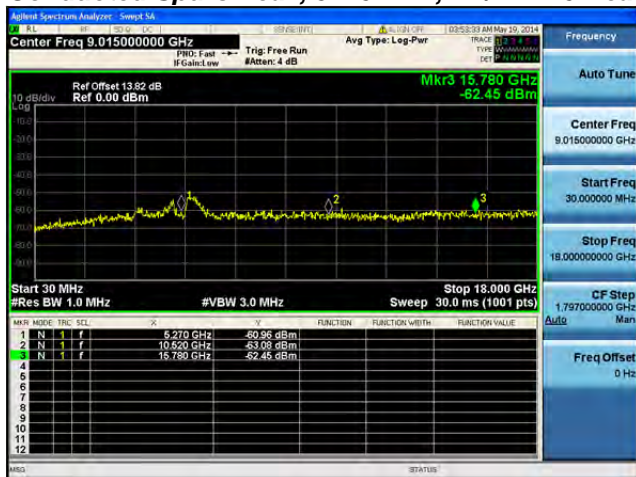
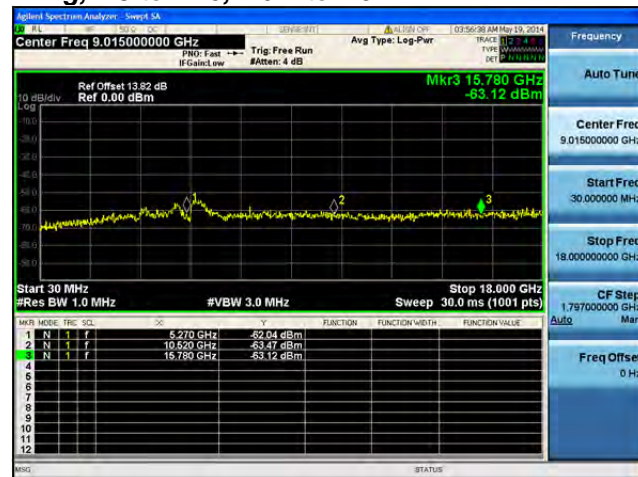
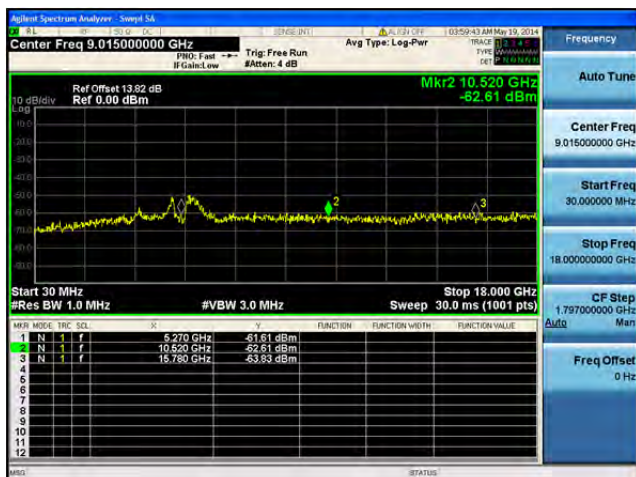
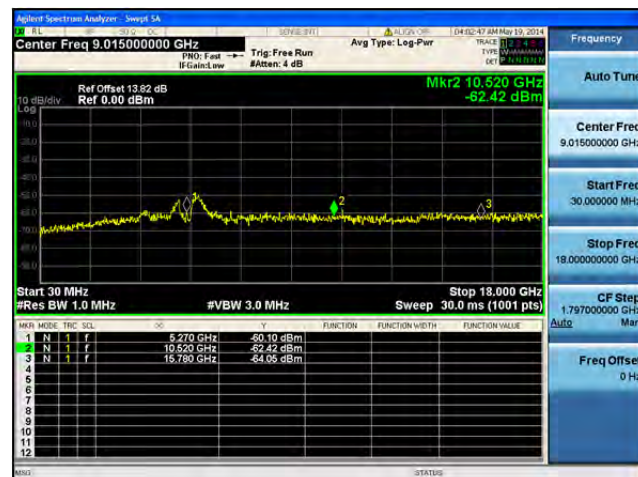


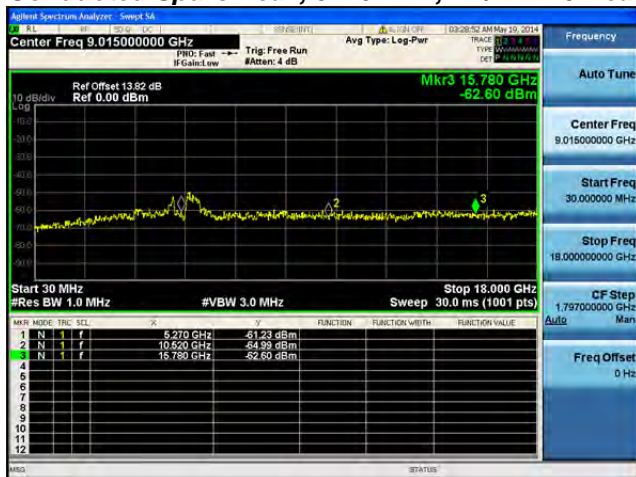
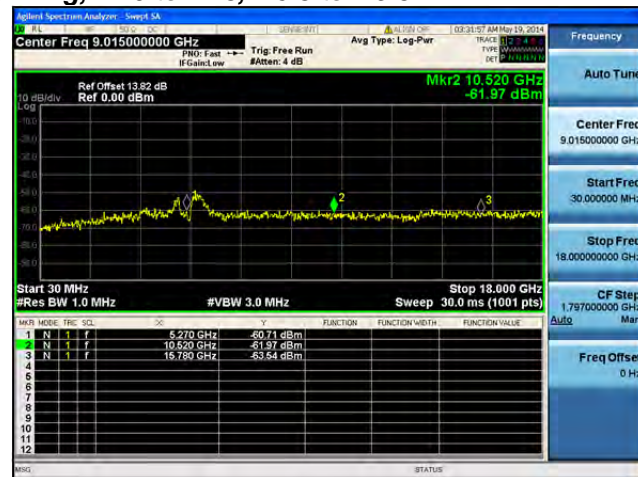
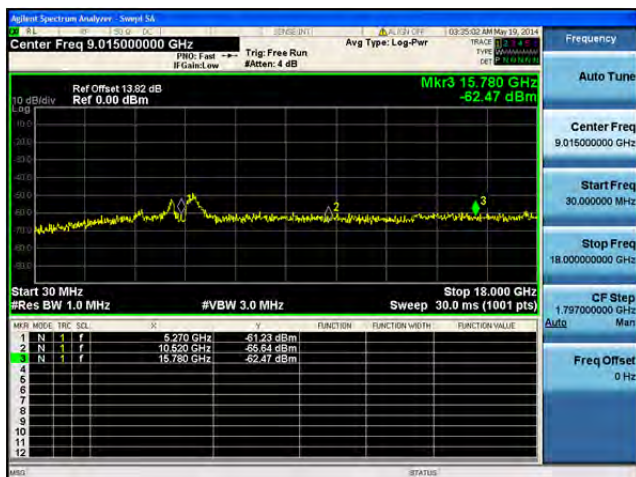
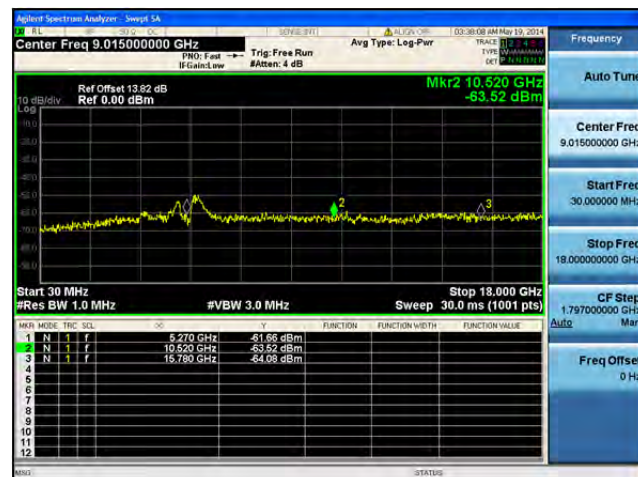
**Conducted Spurs Peak, 5270 MHz, HT/VHT40 Beam Forming, M8 to M15, M0.2 to M9.2****Antenna A****Antenna B****Antenna C**

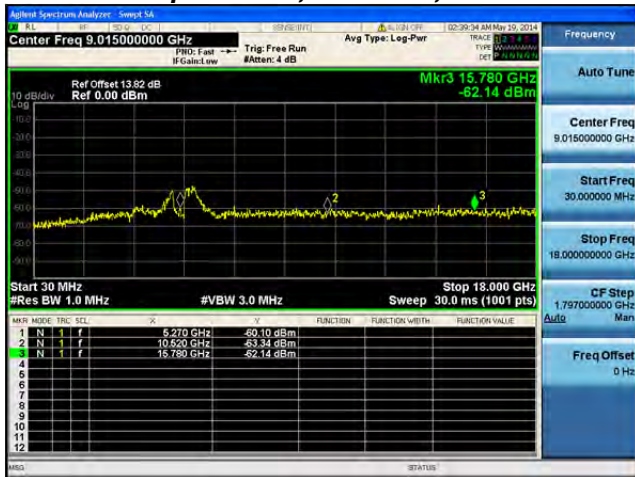
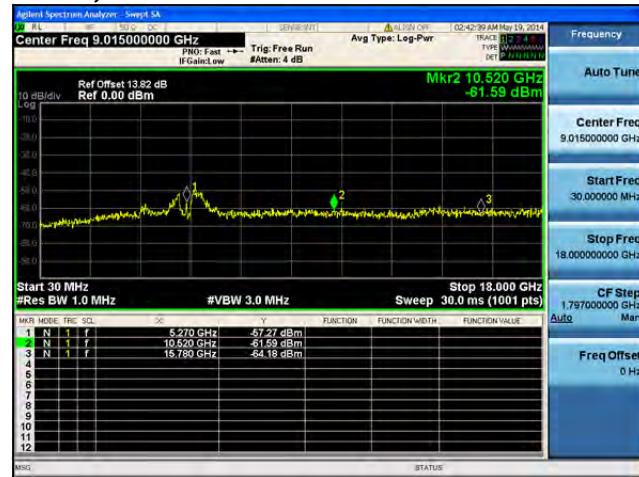
**Conducted Spurs Peak, 5270 MHz, HT/VHT40 Beam Forming, M16 to M23, M0.3 to M9.3****Antenna A****Antenna B****Antenna C**

**Conducted Spurs Peak, 5270 MHz, HT/VHT40 Beam Forming, M0 to M7, M0.1 to M9.1****Antenna A****Antenna B****Antenna C****Antenna D**

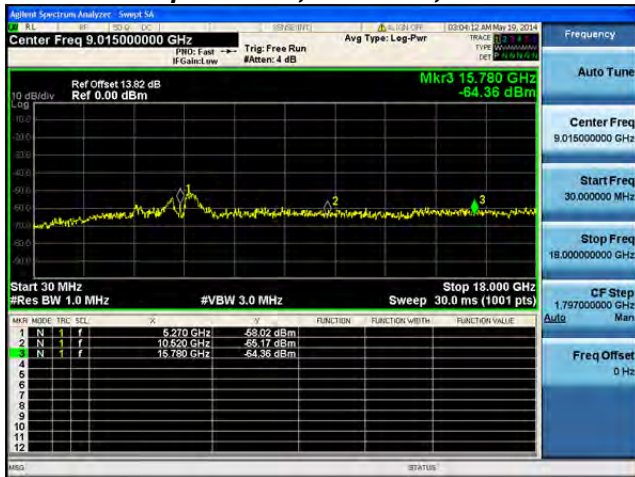
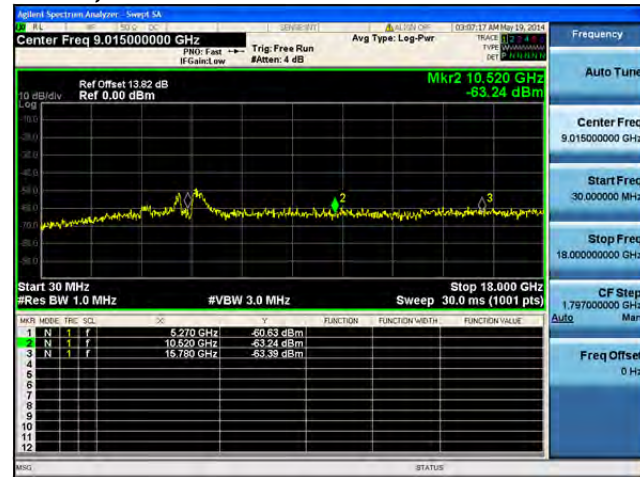
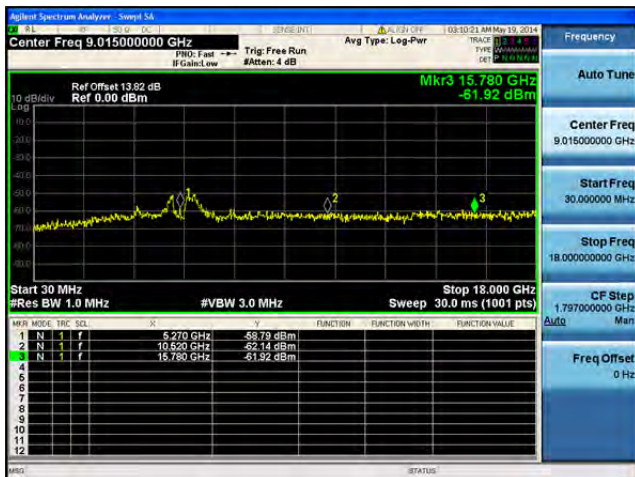


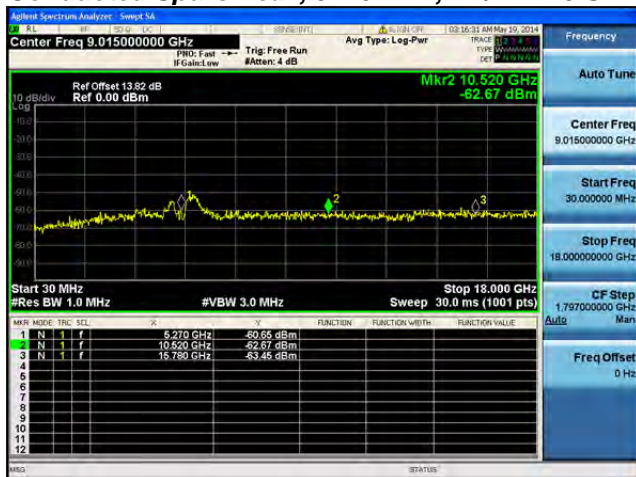
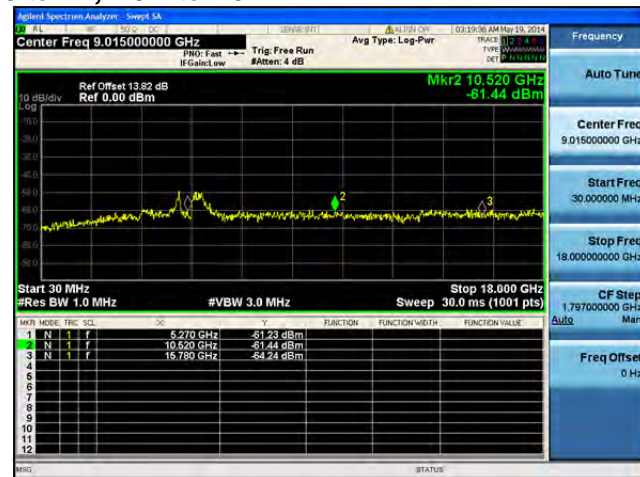
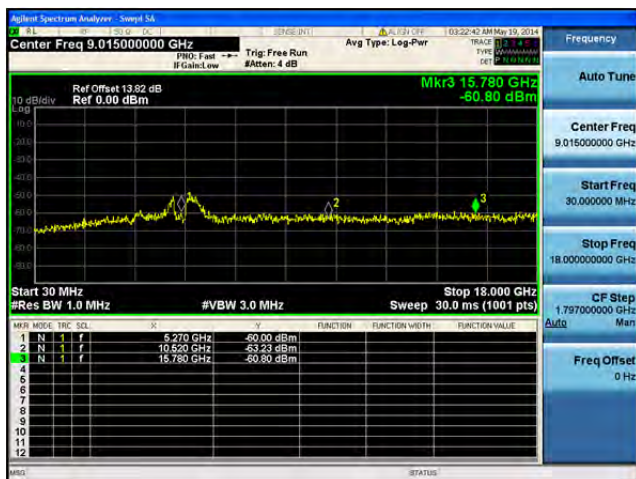
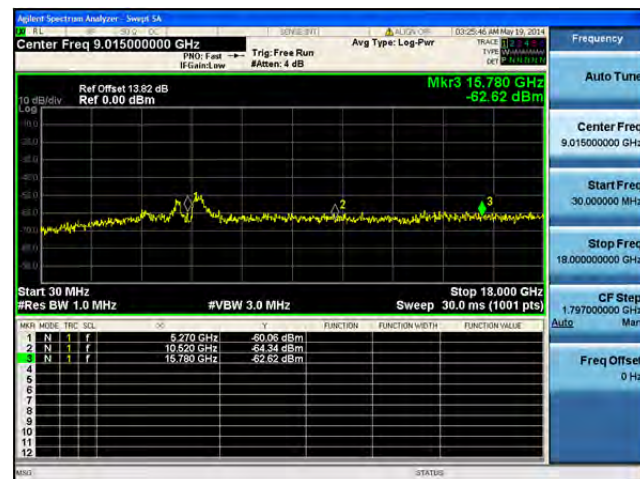
**Conducted Spurs Peak, 5270 MHz, HT/VHT40 Beam Forming, M8 to M15, M0.2 to M9.2****Antenna A****Antenna B****Antenna C****Antenna D**

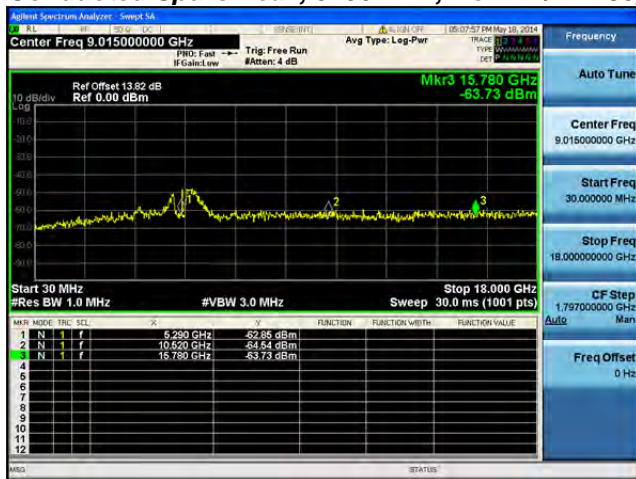
**Conducted Spurs Peak, 5270 MHz, HT/VHT40 Beam Forming, M16 to M23, M0.3 to M9.3****Antenna A****Antenna B****Antenna C****Antenna D**

**Conducted Spurs Peak, 5270 MHz, HT/VHT40 STBC, M0 to M7, M0.1 to M9.1****Antenna A****Antenna B**

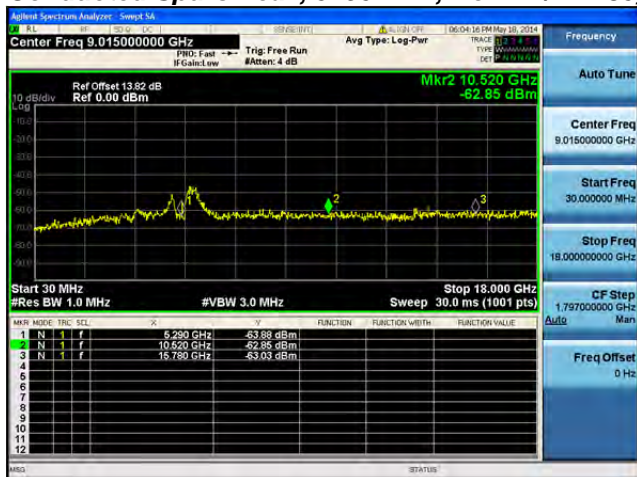
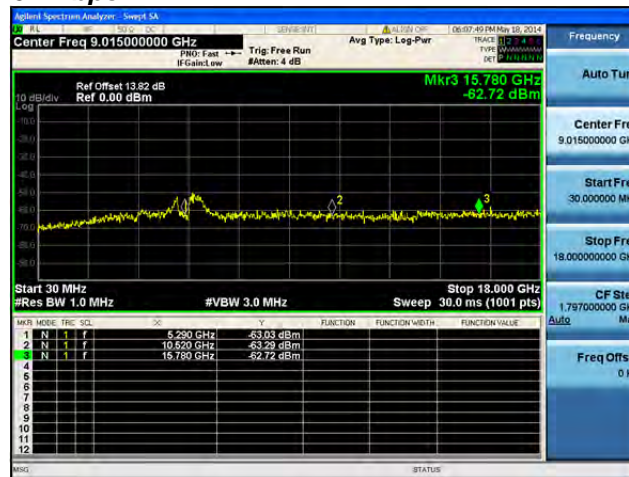


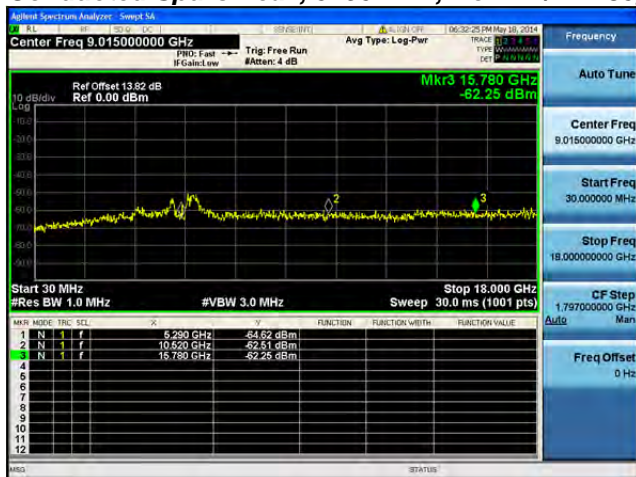
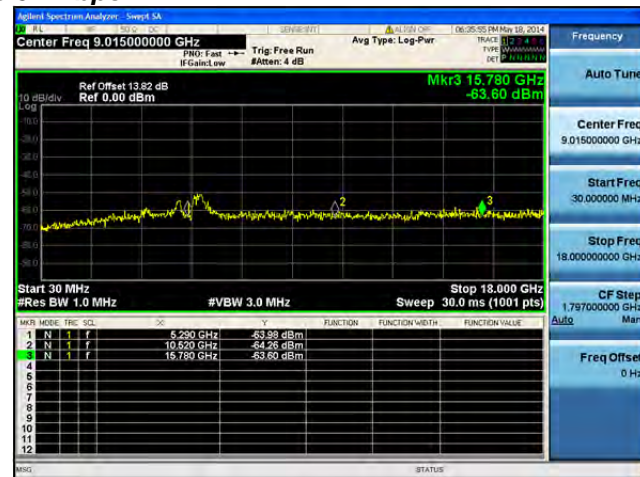
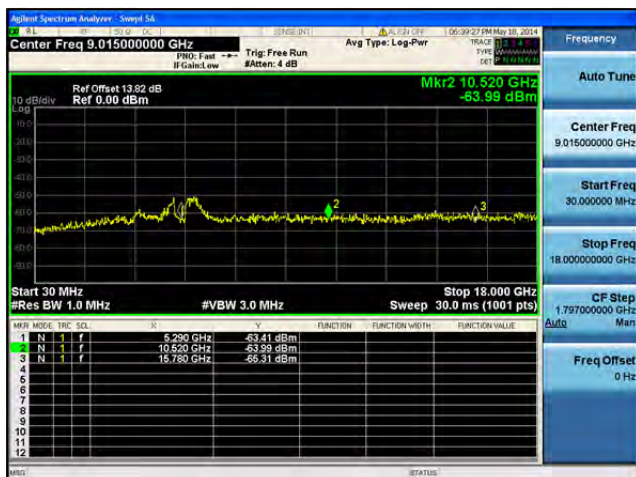
**Conducted Spurs Peak, 5270 MHz, HT/VHT40 STBC, M0 to M7, M0.1 to M9.1****Antenna A****Antenna B****Antenna C**

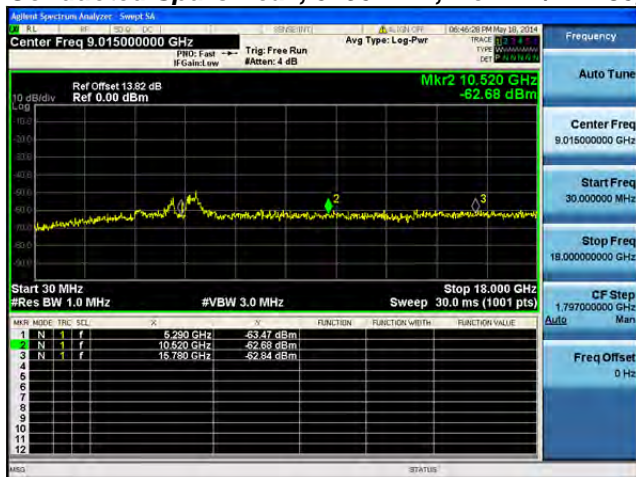
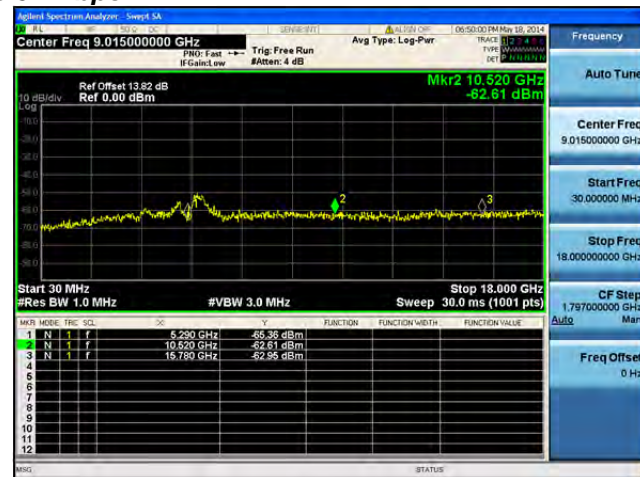
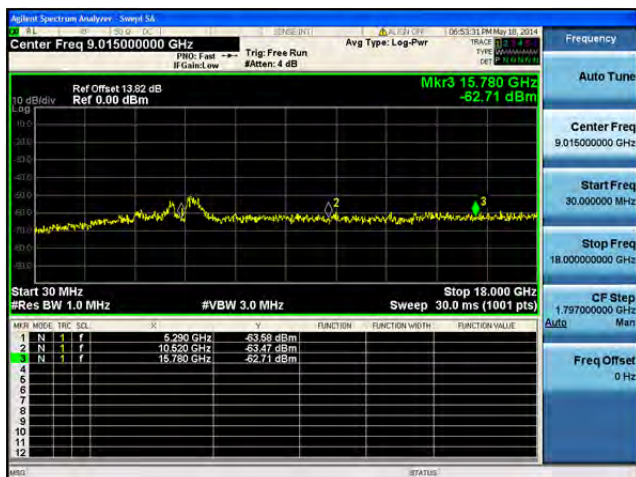
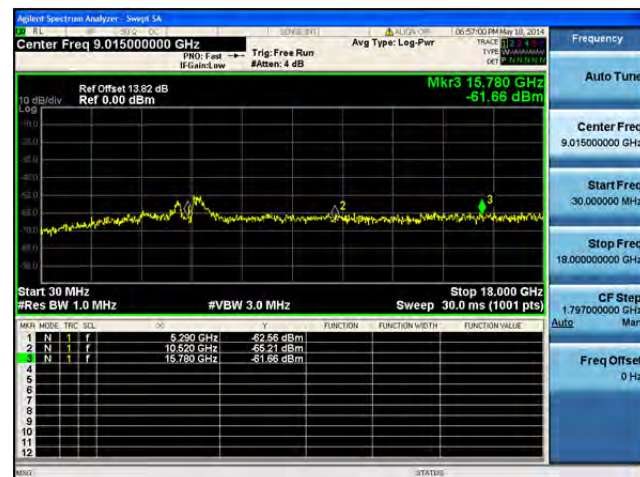
**Conducted Spurs Peak, 5270 MHz, HT/VHT40 STBC, M0 to M7, M0.1 to M9.1****Antenna A****Antenna B****Antenna C****Antenna D**

**Conducted Spurs Peak, 5290 MHz, Non HT/VHT80, 6 to 54 Mbps****Antenna A**

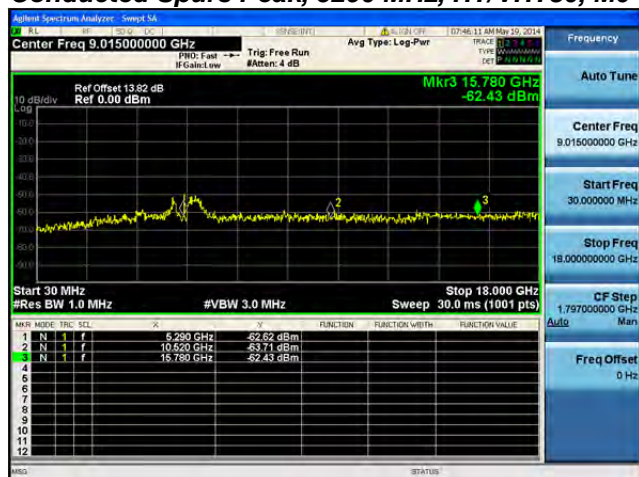


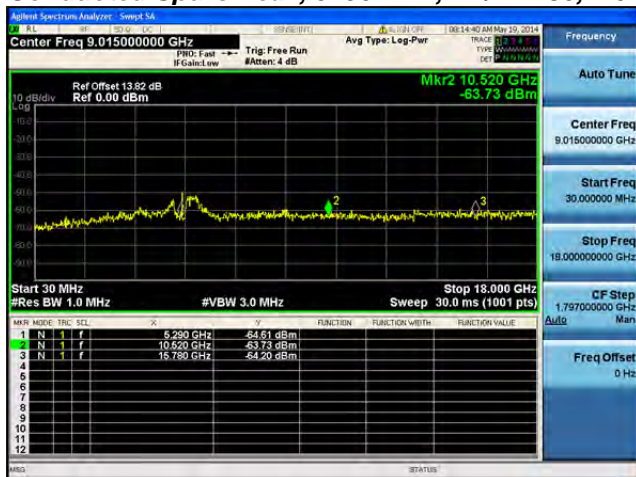
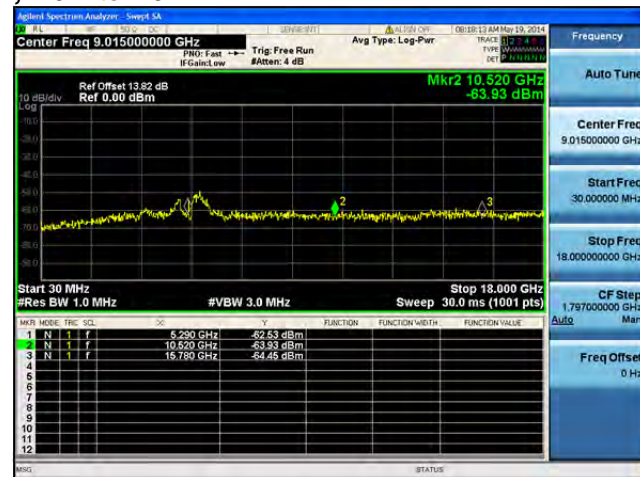
**Conducted Spurs Peak, 5290 MHz, Non HT/VHT80, 6 to 54 Mbps****Antenna A****Antenna B**

**Conducted Spurs Peak, 5290 MHz, Non HT/VHT80, 6 to 54 Mbps****Antenna A****Antenna B****Antenna C**

**Conducted Spurs Peak, 5290 MHz, Non HT/VHT80, 6 to 54 Mbps****Antenna A****Antenna B****Antenna C****Antenna D**



**Conducted Spurs Peak, 5290 MHz, HT/VHT80, M0 to M7, M0.1 to M9.1****Antenna A**

**Conducted Spurs Peak, 5290 MHz, HT/VHT80, M0 to M7, M0.1 to M9.1****Antenna A****Antenna B**