EXHIBIT 1

OUTPUT POWER - CONDUCTIVE

EXHIBIT 2

OUTPUT POWER - RADIATED (ERP)

Transmitter RF Power Output (ERP) - FCC part 2, Paragraph 2.985 (a)

4/1/98

The RF output power was measured using the dipole equation, P=(ExD)squared/49.2,
where E is the field strenght in V/m, D is the distance at 3 meters and P is the output power in watts.

		RF output power (W)
carrier frequency (MHz)	channel	CDMA
		measured
824.04	991	0.49
836.49	383	0.44
848.97	799	0.38

EXHIBIT 3

CONDUCTIVE SPURIOUS EMISSIONS AND OCCUPIED BANDWIDTH

*ATTEN 40dB VAVG 25 CDMA MID CHANNEL (383)

RL 24.0dBm 10dB/ OUTPUT POWER / SPURIOUS

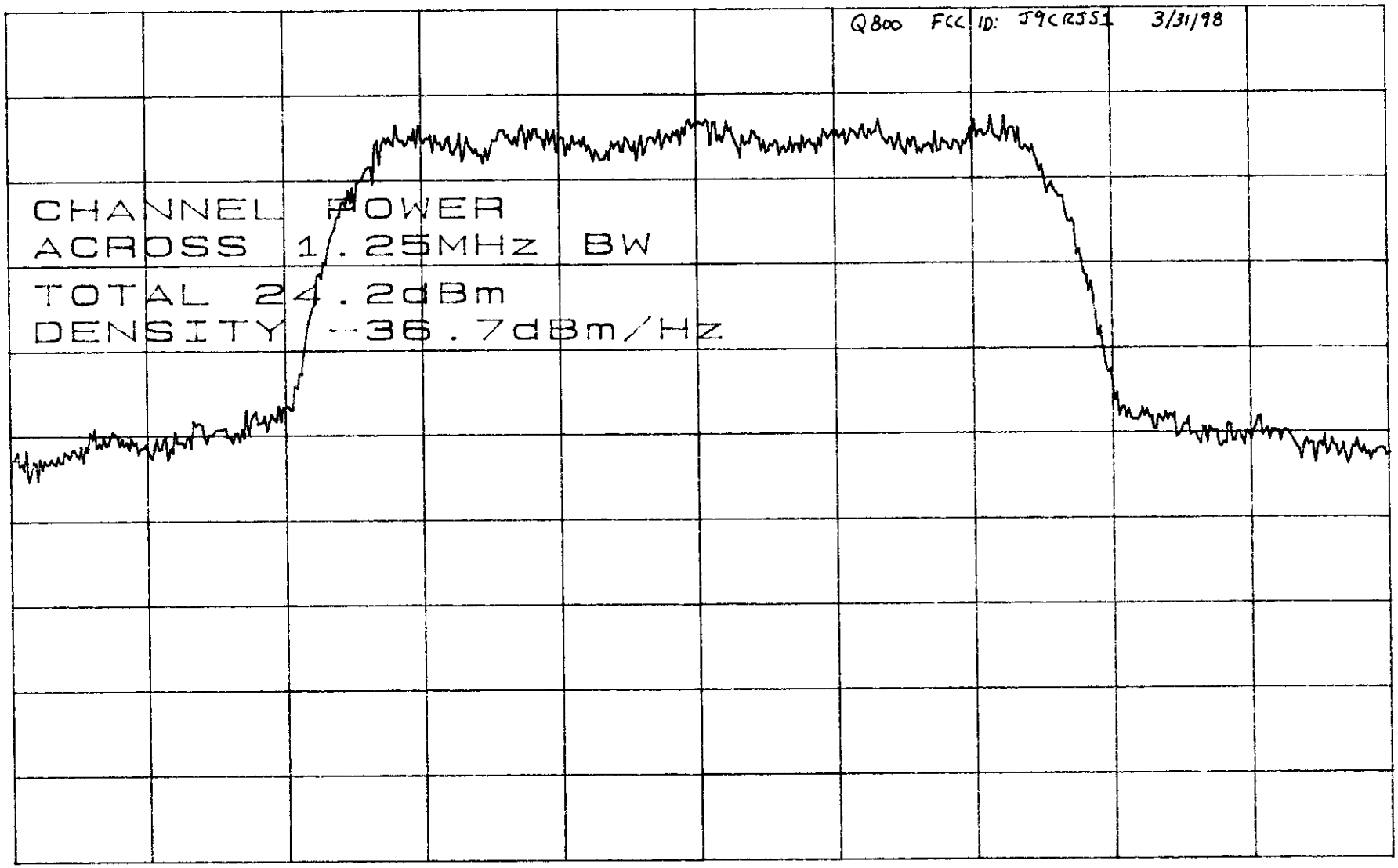

CENTER 836.490MHz SPAN 2.500MHz

*RBW 30kHz *VBW 300kHz SWP 50.0ms

*ATTEN 40dB VAVG 25 CDMA MID CHANNEL (383)

RL 24.0dBm 10dB/ WITH +885 kHz OFFSET

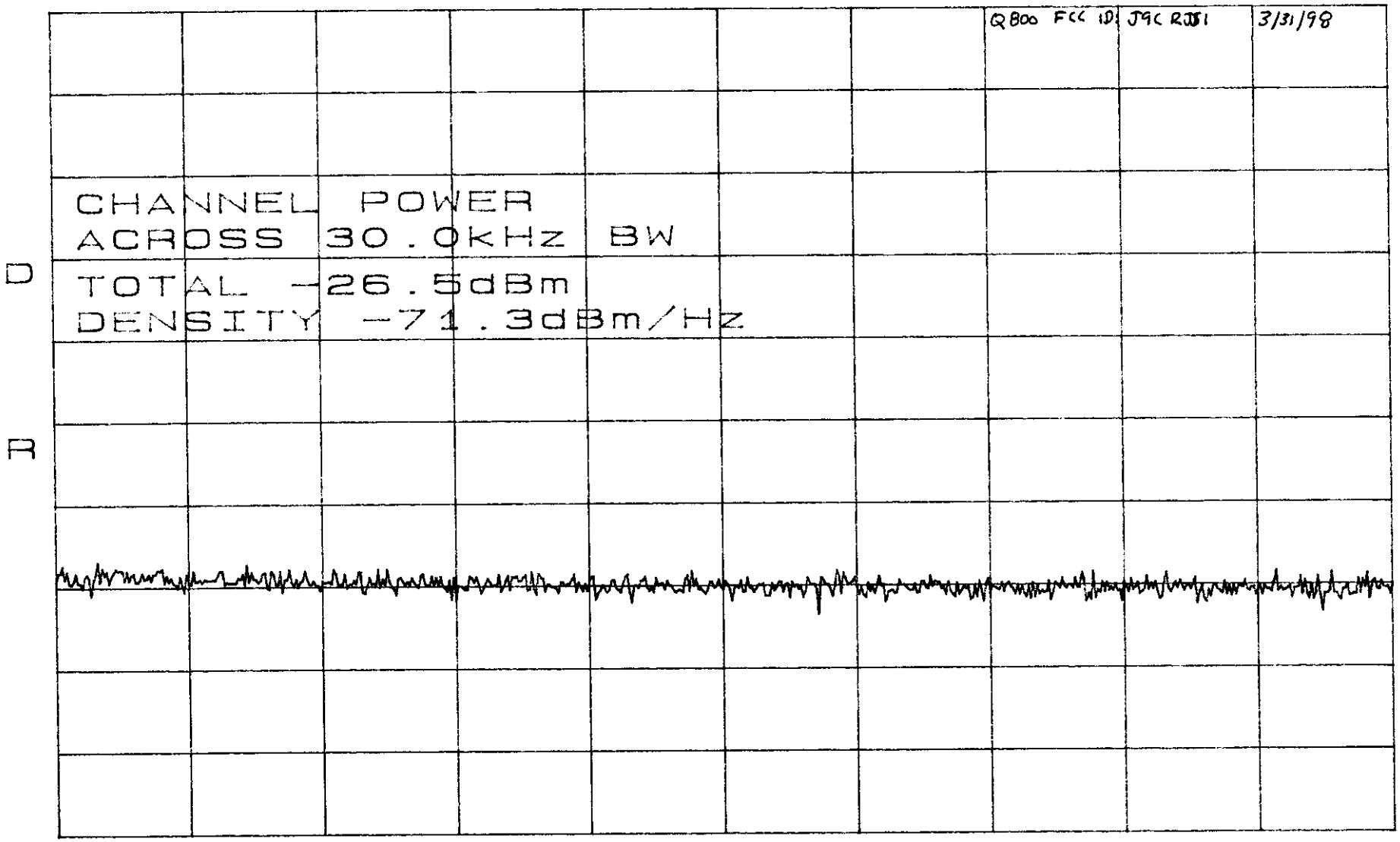

CENTER 837.3750MHz SPAN 60.00kHz

*RBW 300Hz *VBW 3.0kHz *SWP 2.00sec

*ATTEN 40dB VAVG 25 CDMA MID CHANNEL (383)

RL 24.0dBm 10dB/ WITH (-885) kHz OFFSET

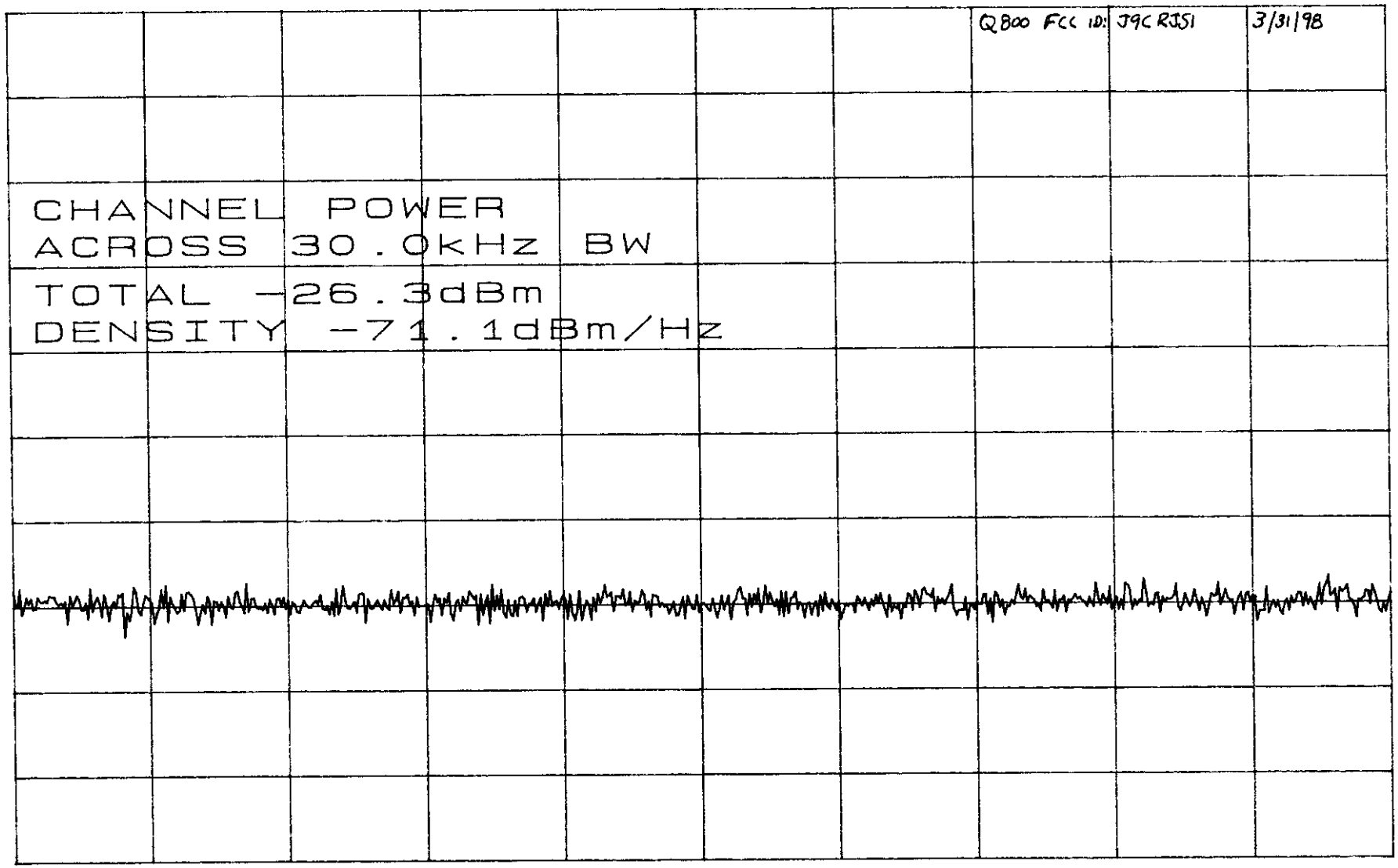

CENTER 835.6050 0MHz SPAN 60.00kHz

*RBW 300Hz *VBW 3.0kHz *SWP 2.00sec

*ATTEN 40dB VAVG 25 CDMA MID CHANNEL (383)

RL 24.0dBm 10dB/ WITH +1.25625 MHz OFFSET

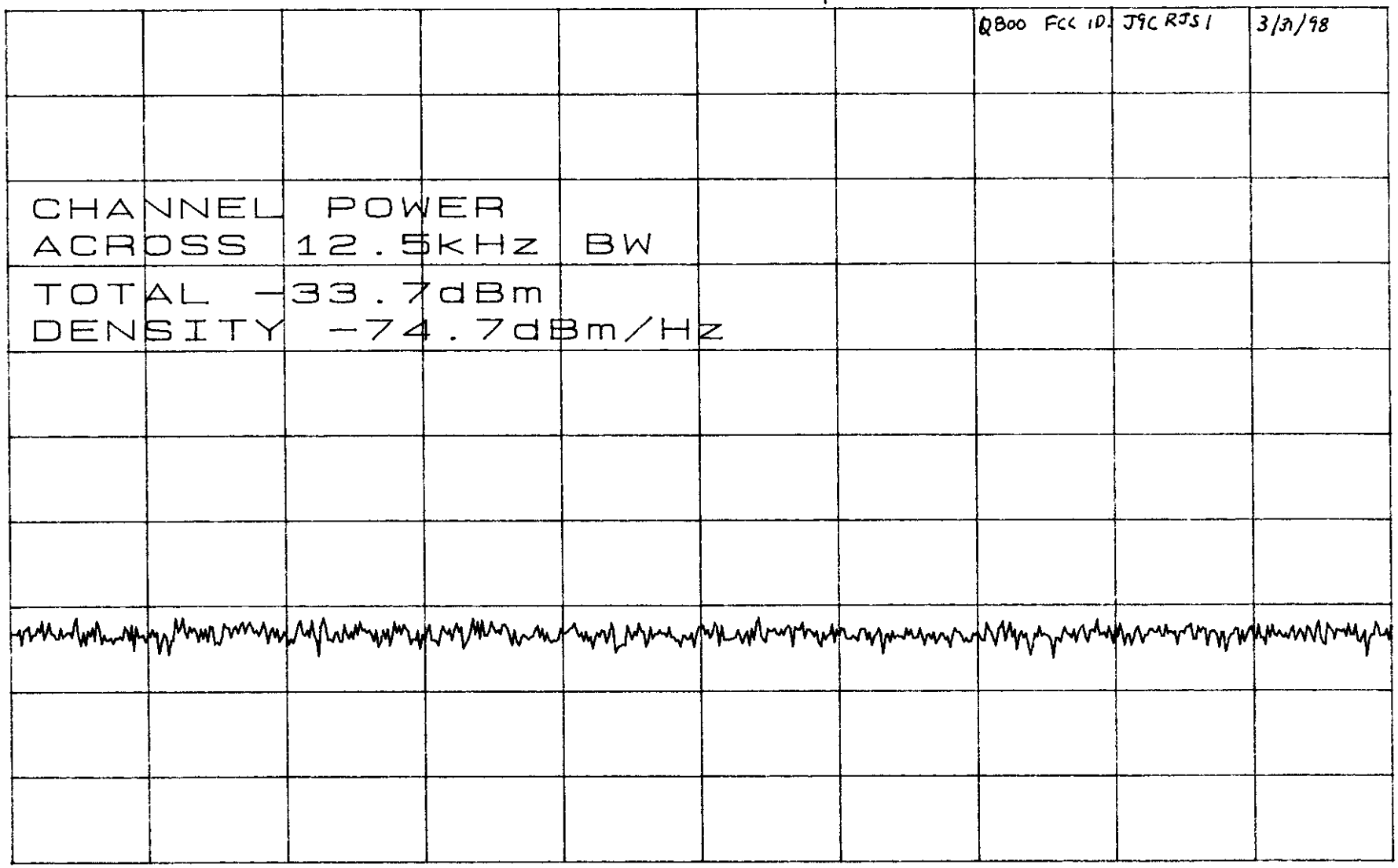

CENTER 837.74625MHz SPAN 25.00kHz

*RBW 300Hz *VBW 3.0kHz *SWP 1.00sec

*ATTEN 40dB VAVG 25 CDMA MID CHANNEL (383)

RL 24.0dBm 10dB/ WITH -1.25625 MHz OFFSET

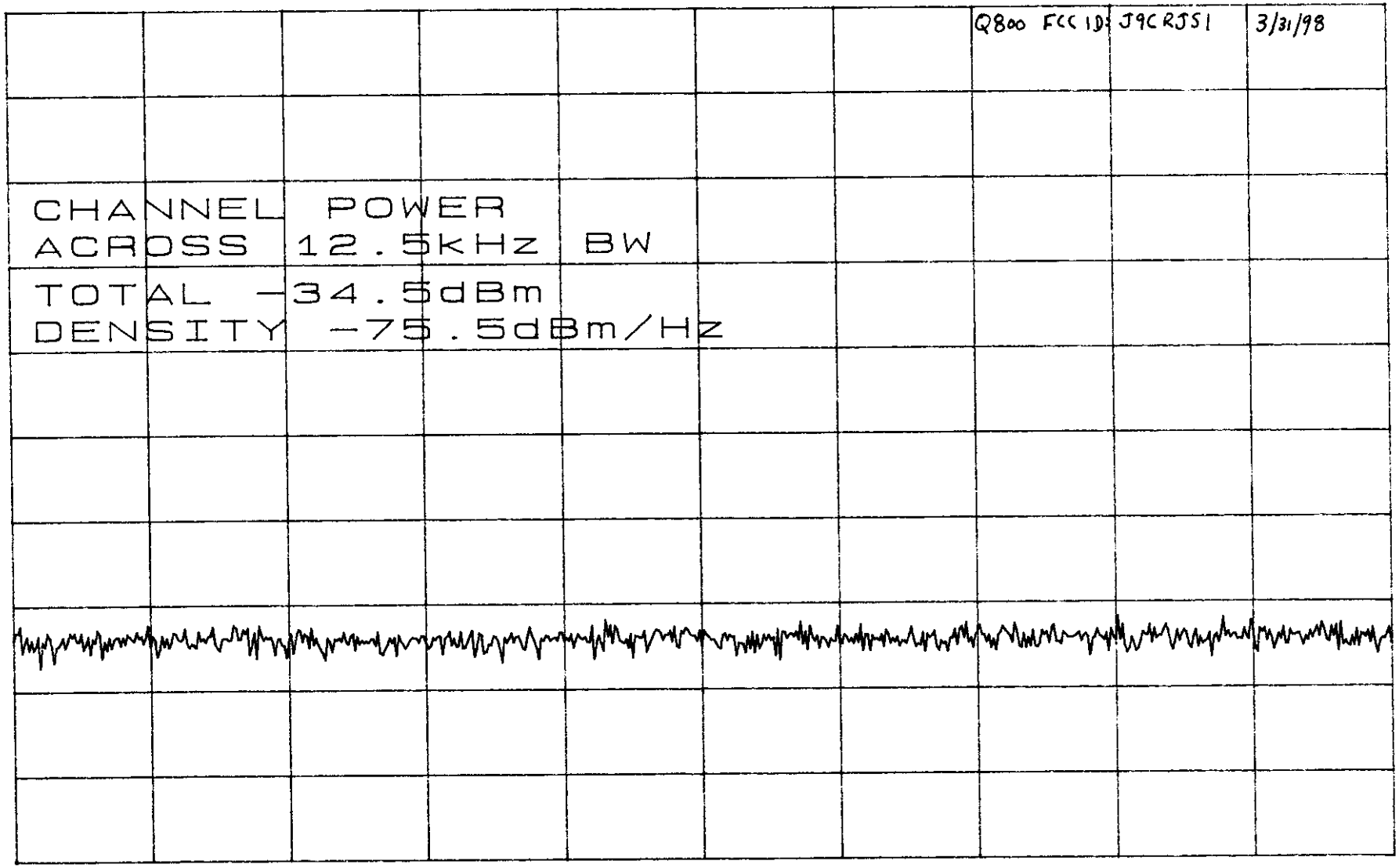

CENTER 835.23375MHz SPAN 25.00kHz

*RBW 300Hz *VBW 3.0kHz *SWP 1.00sec

D

R

12

*ATTEN 40dB VAVG 25 CDMA MID CHANNEL (383)

RL 24.0dBm 10dB/ WITH + 2.75 MHz OFFSET

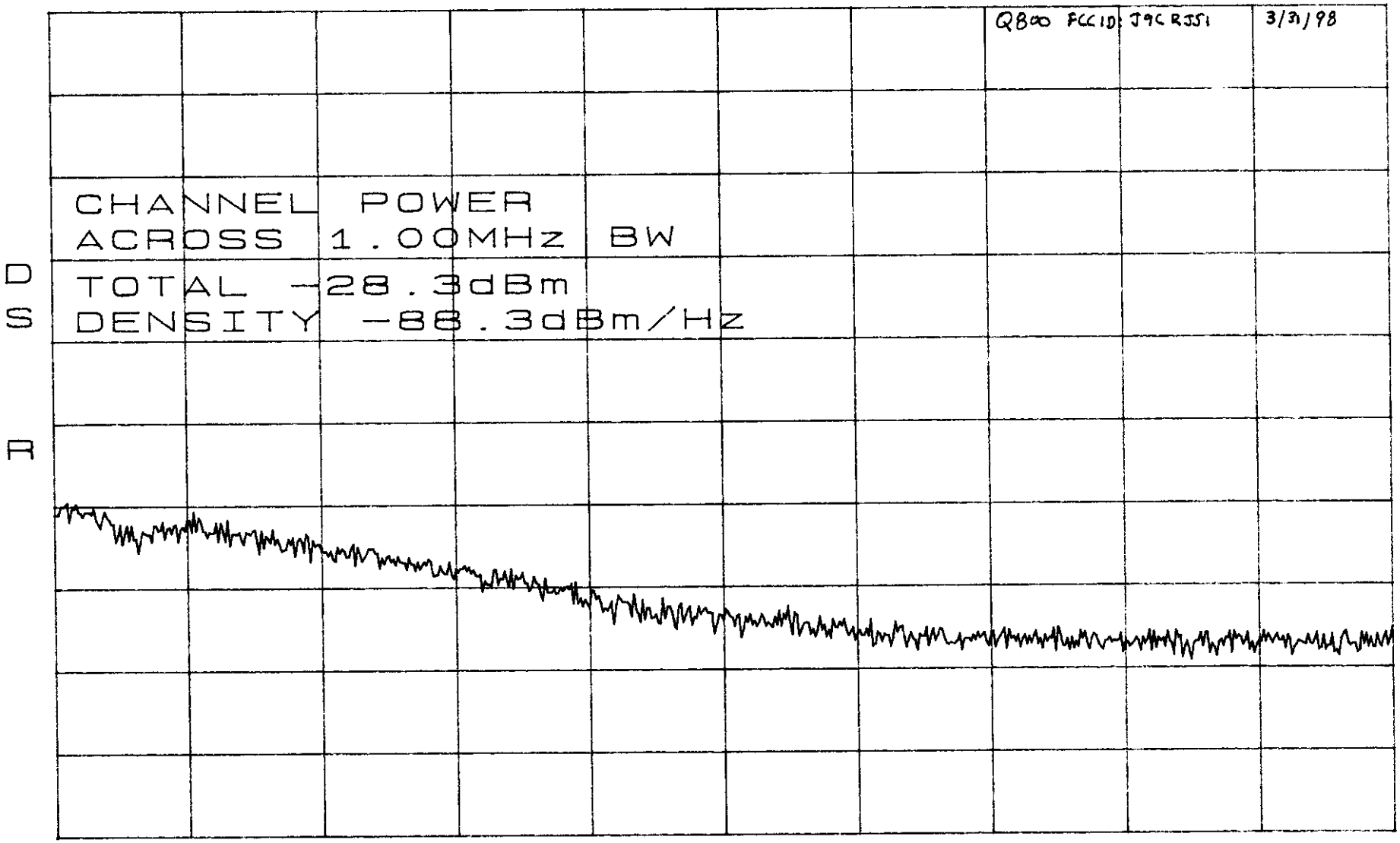

CENTER 839.240MHz SPAN 2.000MHz

*RBW 10kHz *VBW 100kHz *SWP 60.0ms

*ATTEN 40dB VAVG 25 CDMA MID CHANNEL (383)

RL 24.0dBm 10dB/ WITH -2.75 MHz OFFSET

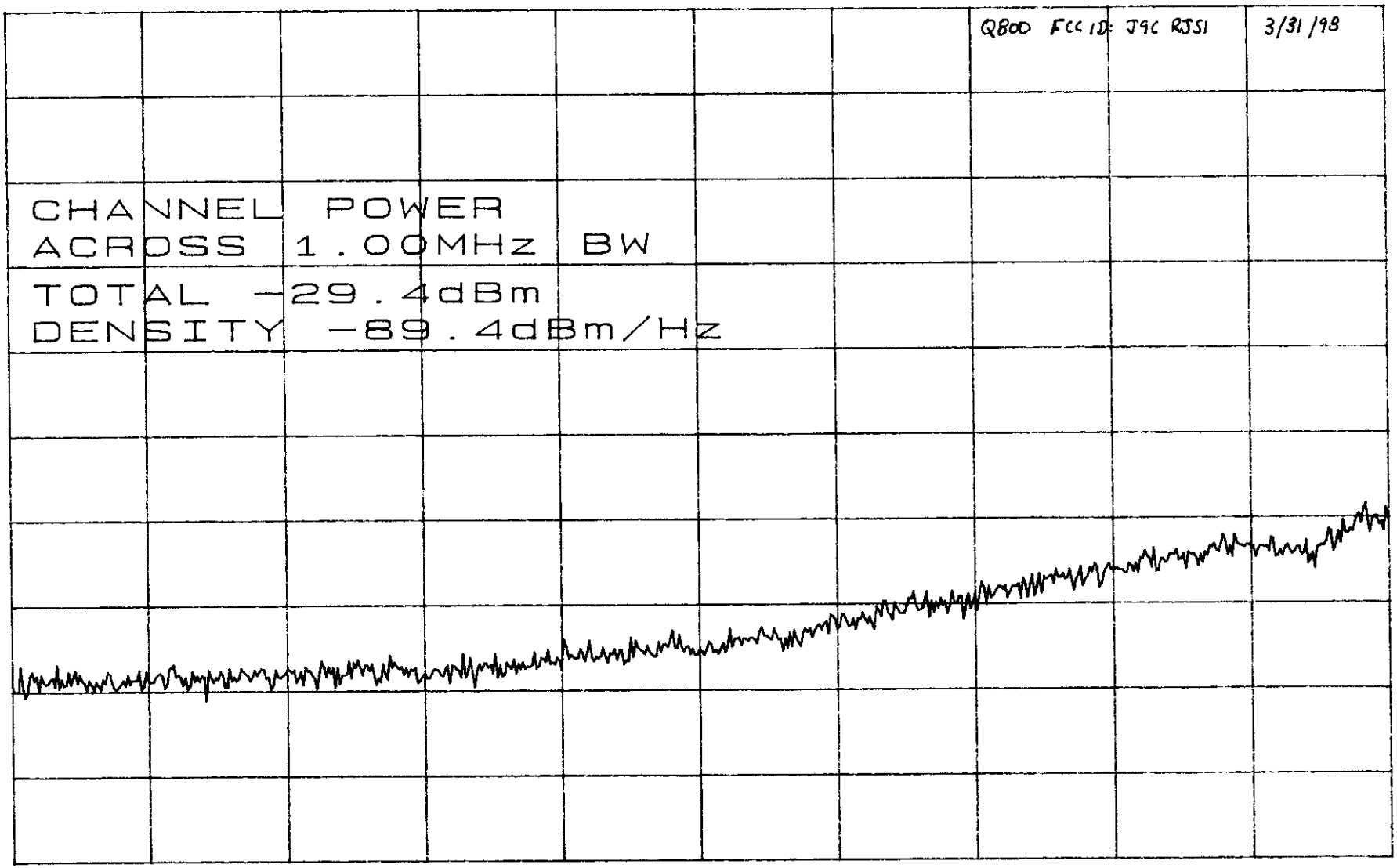

D

R

CENTER 833.740MHz SPAN 2.000MHz

*RBW 10kHz *VBW 100kHz *SWP 60.0ms

*ATTEN 40dB

CDMA MID CHANNEL (383)

RL 24.0dBm 10dB/ SPURIOUS

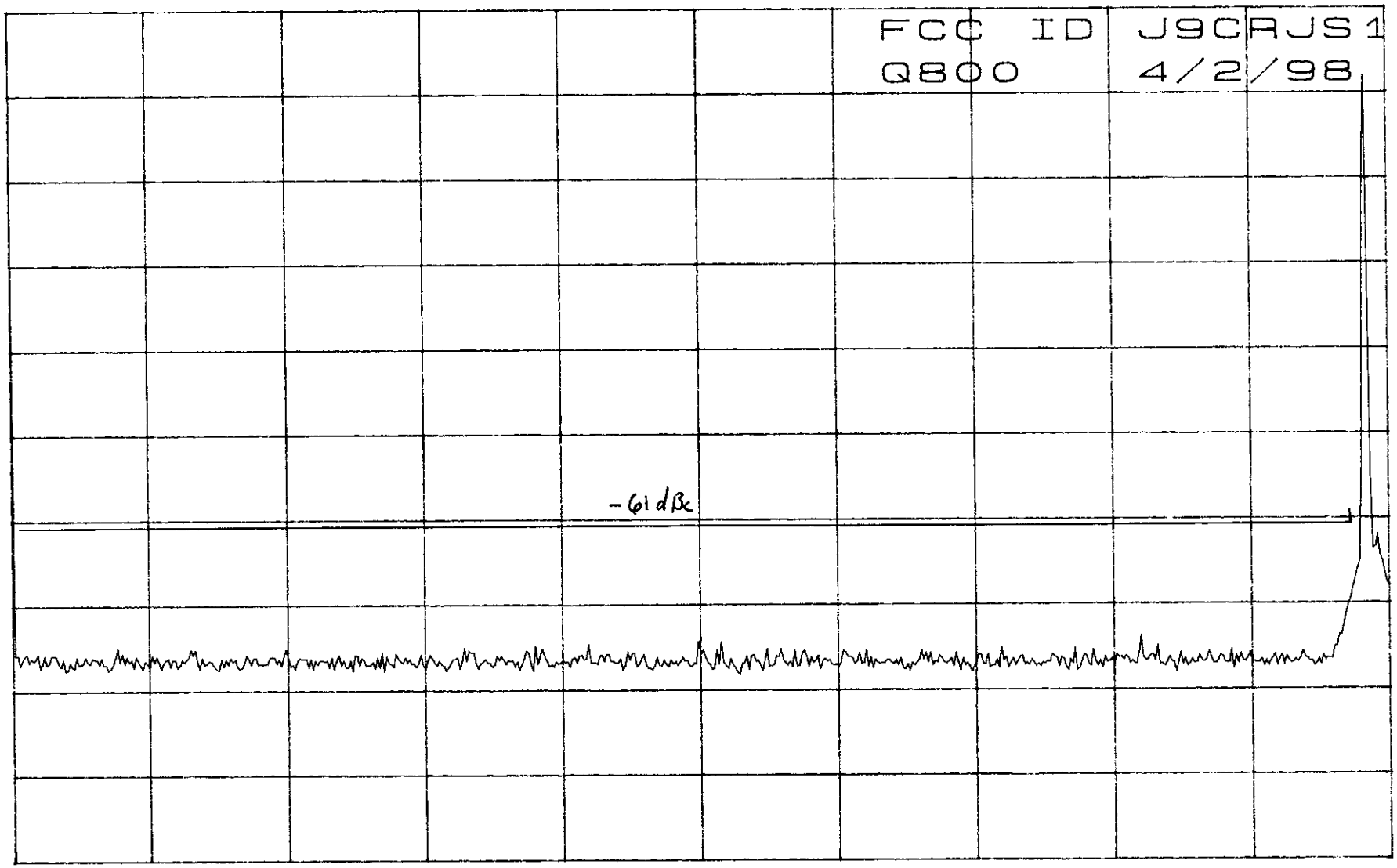

START 0Hz STOP 850.0MHz

*RBW 30kHz *VBW 30kHz SWP 2.40sec

*ATTEN 40dB

CDMA MID CHANNEL (383)

RL 24.0dBm 10dB/ SPURIOUS

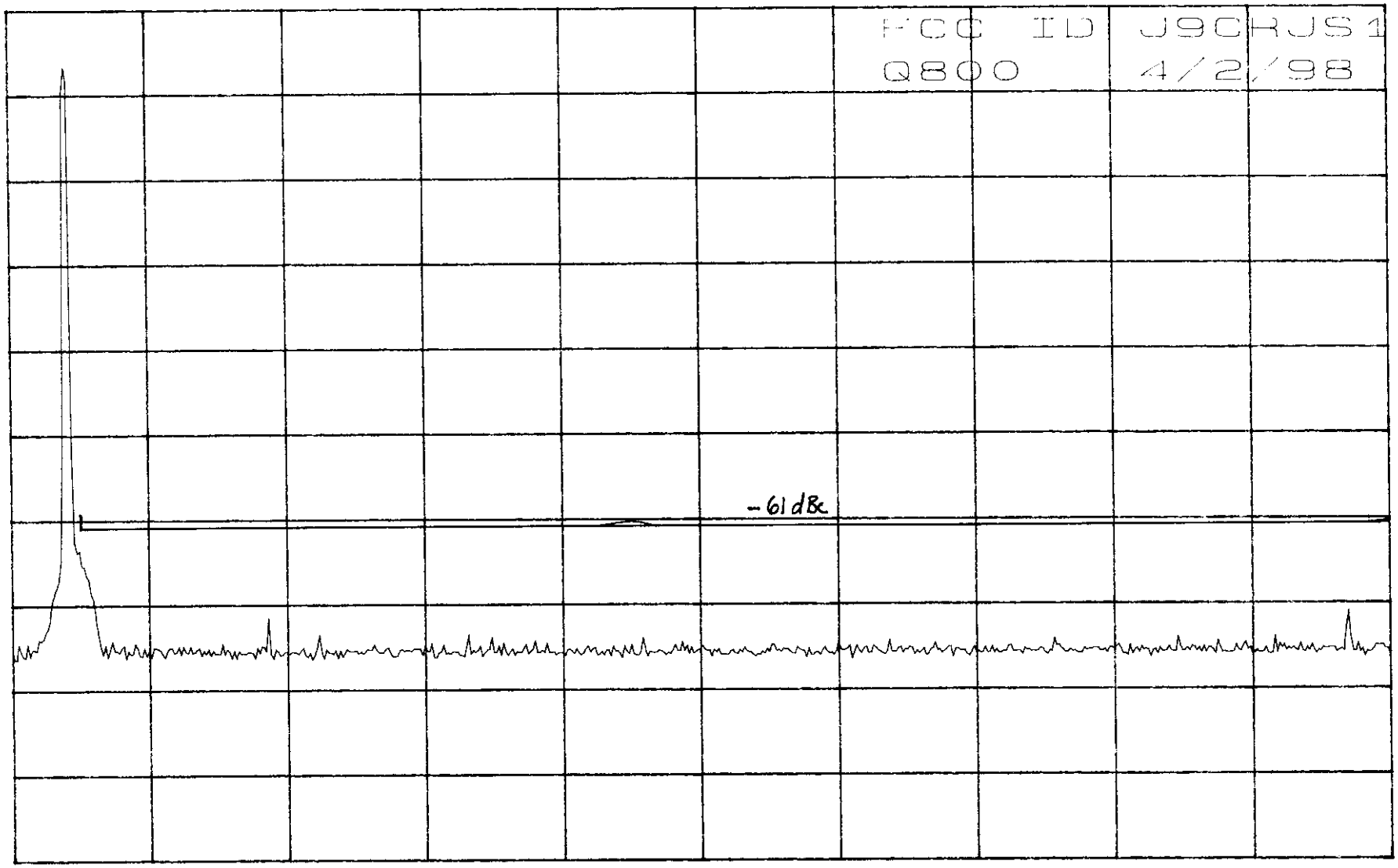

START 800.0MHz STOP 1.7000GHz

*RBW 30kHz *VBW 30kHz SWP 2.50sec

*ATTEN 0dB VAVG 25 CDMA MID CHANNEL (383)

RL -40.0dBm 10dB/

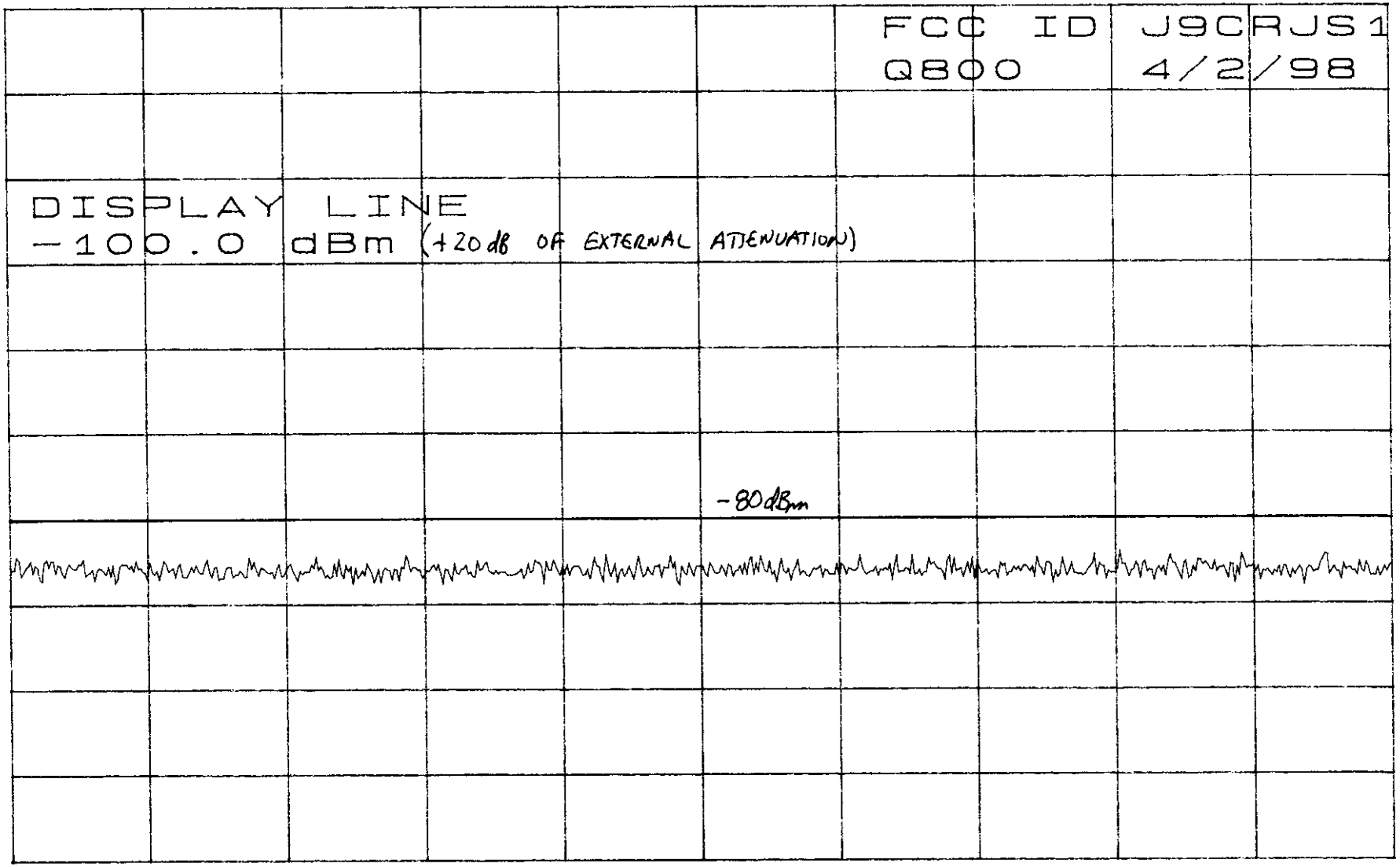

START 869.00MHz STOP 893.00MHz

*RBW 30kHz *VBW 30kHz SWP 67.0ms

11: 49: 19 APR Ø2, 1998

hp

CDMA MID CHANNEL (383)

REF 26.1 dBm AT 4Ø dB OCCUPIED BANDWIDTH

SMPL
LOG
1Ø
dB/

CORR

EXTAT
Ø.Ø
AVG
35

VA SB
SC FC

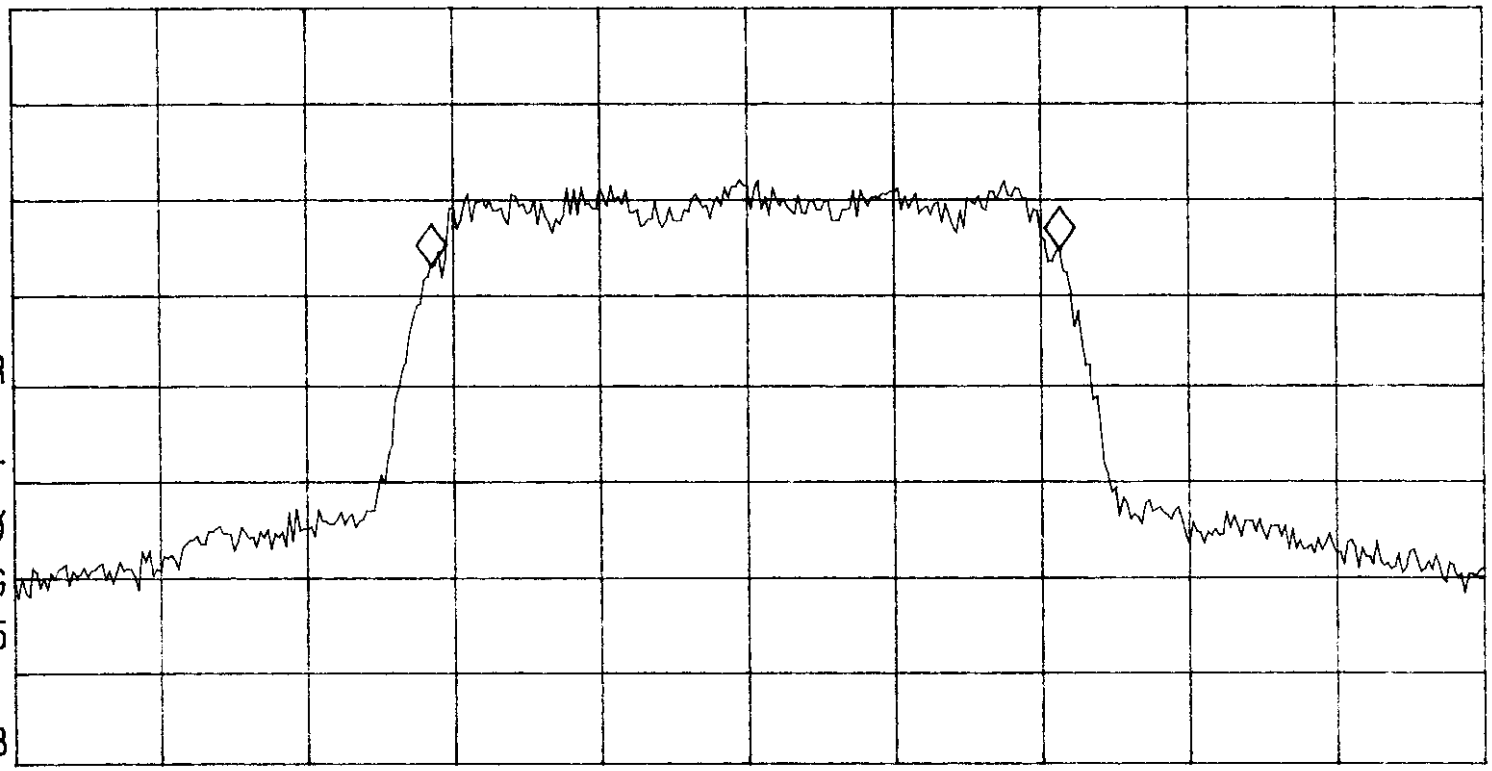

MS CH 383

CENTER 836.49Ø MHz SPAN 3.ØØØ MHz

#RES BW 3Ø kHz #VBW 3ØØ kHz SWP 2Ø.Ø msec

OCCUPIED BW [99.ØØ%] PASS

1.283 MHz

Delta Frequency

-3.7 kHz

REPEAT MEAS

MEAS CONT SGL

NUMBER AVERAGES

Previous Menu

EXHIBIT 4

RADIATED SPURIOUS EMISSIONS

EXHIBIT 5

SAR

The SAR data is being sent separately.

Report No. S8177-03

TÜV PRODUCT SERVICE

RADIATED EMISSIONS

DATA

FOR

QUALCOMM PERSONAL ELECTRONICS
10300 Campus Point Drive
San Diego, CA 92121

Prepared by

TÜV PRODUCT SERVICE
10040 Mesa Rim Road
San Diego, CA 92121-2912

TÜV PRODUCT SERVICE

Measurement Requirements (Paragraph 2.993)

The measurements which follow were performed by TÜV Product Service. To the best of my knowledge these tests were conducted in accordance with the procedures outlined in Part 2 of the Commission's Rules and Regulations. The data presented below demonstrates compliance with the appropriate technical standards.

Floyd R. Fleury
EMC Manager, EIC

TÜV PRODUCT SERVICE 10040 Mesa Rim Road San Diego, CA 92121-2912 Phone 619 546 3999 FAX 619 546 0364

TÜV PRODUCT SERVICE

Emissions Test Conditions: SPURIOUS RADIATED EMISSIONS

The *Spurious Radiated Emissions* measurements were performed using the following equipment:

Test Equipment Used :

	Model No.	Prop. No.	Description	Manufacturer	Serial No.
■ -	3104	235	Antenna, Biconical	EMCO	3031
■ -	8566B	407	Spectrum Analyzer	Hewlett Packard	2311A02209
■ -	85662B	406	Spectrum Analyzer Display	Hewlett Packard	2309A04682
■ -	3146	418	Log Periodic Antenna	EMCO	--

Remarks: _____

TÜV PRODUCT SERVICE 10040 Mesa Rim Road San Diego, CA 92121-2912 Phone 619 546 3999 FAX 619 546 0364

TÜV PRODUCT SERVICE

REPORT No: S-8177 TESTED BY: dm SPEC: Fcc Part 2, Paragraph 2.993

CUSTOMER: Qualcomm TEST DIST: 3 Meters

E U T: Q-800 Dual Mode Cell Phone TEST SITE: 3

EUT MODE: on transmit BICONICAL: N/A

DATE: 1-Apr-98 LOG PERIODIC: N/A

NOTES: OTHER: 453

Main CRT board, Rev. 7; keypad ckd board, Rev. 4; CDMA mode output power increased by 2.5 dBm.

FREQ (MHz)	VERTICAL (dBuv) pk	VERTICAL (dBuv) av	HORIZONTAL (dBuv) pk	HORIZONTAL (dBuv) av	CORRECTION FACTOR (dB/m)	MAX LEVEL (dBuV/m) pk	MAX LEVEL (dBuV/m) av	SPEC LIMIT (dBuV/m) pk	SPEC LIMIT (dBuV/m) av	MARGIN (dB) pk	MARGIN (dB) av	EUT Rotation	Antenna Height	
836.49	96.5		90.5		27.3	**123.8**				123.8		0	1.5	
1672.98	40		20.5		31.2	**71.2**		84.4		-13.2		180	1.5	
2509.47	25.8		11.3		34.7	**60.5**		84.4		-23.9				
3345.96	4.2		7.5		38.3	**45.8**		84.4		-38.6				
4182.45	4.7		9.2		40.1	**49.3**		84.4		-35.1		135	2	
5018.94	4.2		2.6		41.8	**46.0**		84.4		-38.4				
5855.43	-1.3		0.4		43.9	**44.3**		84.4		-40.1				
824.04	97.4		85.6		26.9	**124.3**				124.3		0	1.5	
1648.08	44.3		21		31.0	**75.3**		84.4		-9.07		180	1.5	
2472.12	26.9		10.2		34.5	**61.4**		84.4		-23				
3296.16	5.6		5.4		38.1	**43.7**		84.4		-40.7				
4120.2	7.3		11.3		40.3	**51.6**		84.4		-32.8				
4944.24	6.7		-2.7		41.5	**48.2**		84.4		-36.2				
5768.28	-4.2		-2.7		43.7	**41.0**		84.4		-43.4				
848.97	95.8		86		27.4	**123.2**				123.2		0	1.1	
1697.94	38		24.7		31.3	**69.3**		84.4		-15.1		180	1.1	
2546.91	29.2		12		34.9	**64.1**		84.4		-20.3		235	1	
3395.88	14.8		9.7		38.4	**53.2**		84.4		-31.2				
4244.85	5.3		9.8		40.0	**49.8**		84.4		-34.6				
5093.82	0.6		3.5		42.0	**45.5**		84.4		-38.9				
5942.79	-0.8		-0.2		44.1	**43.9**		84.4		-40.5				

TÜV PRODUCT SERVICE 10040 Mesa Rim Road San Diego, CA 92121-2912 Phone 619 546 3999 FAX 619 546 0364

TÜV PRODUCT SERVICE

Testing Facilities

Certificates of Approval

TÜV PRODUCT SERVICE 10040 Mesa Rim Road San Diego, CA 92121-2912 Phone 619 546 3999 FAX 619 546 0364

TÜV PRODUCT SERVICE

United States Department of Commerce
National Institute of Standards and Technology

NVLAP®

DEPARTMENT OF COMMERCE ★ UNITED STATES OF AMERICA ★

Certificate of Accreditation

ISO/IEC GUIDE 25:1990
ISO 9002:1987

TUV PRODUCT SERVICE, INC.
SAN DIEGO, CA

is recognized under the National Voluntary Laboratory Accreditation Program for satisfactory compliance with criteria established in Title 15, Part 285 Code of Federal Regulations. These criteria encompass the requirements of ISO/IEC Guide 25 and the relevant requirements of ISO 9002 (ANSI/ASQC Q92-1987) as suppliers of calibration or test results. Accreditation is awarded for specific services, listed on the Scope of Accreditation for:

ELECTROMAGNETIC COMPATIBILITY AND TELECOMMUNICATIONS
FCC

December 31, 1998
Effective through

For the National Institute of Standards and Technology
NVLAP Lab Code: 100268-0

NVLAP-01C (11-95)

TÜV PRODUCT SERVICE 10040 Mesa Rim Road San Diego, CA 92121-2912 Phone 619 546 3999 FAX 619 546 0364

TÜV
PRODUCT SERVICE

FEDERAL COMMUNICATIONS COMMISSION

7435 Oakland Mills Road
Columbia, MD 21046
Telephone: 301-725-1585 (ext-218)
Facsimile: 301-344-2050

May 17, 1995

IN REPLY REFER TO
31040/SIT
1300B3

TUV Product Service
10040 Mesa Rim Road
San Diego, CA 92121-2912

Attention: Michael L. Cole

Re: Measurement facility located at above address
(3 and 10 meter site)

Gentlemen:

Your submission of the description of the subject measurement facility has been reviewed and found to be in compliance with the requirements of Section 2.948 of the FCC Rules. The description has, therefore, been placed on file and the name of your organization added to the Commission's list of facilities whose measurement data will be accepted in conjunction with applications for certification or notification under Parts 15 or 18 of the Commission's Rules. Our list will also indicate that the facility complies with the radiated and AC line conducted test site criteria in ANSI C63.4-1992. Please note that this filing must be updated for any changes made to the facility, and at least every three years the data on file must be certified as current.

Per your request, the above mentioned facility has been also added to our list of those who perform these measurement services for the public on a fee basis. This list is published periodically and is also available on the Laboratory's Public Access Link as described in the enclosed Public Notice.

Sincerely,

Thomas W. Phillips
Electronics Engineer
Customer Service Branch

Enclosures - 2
PAL PN
NR 33573