

# Bluetooth antenna specification

## 1, Index

Item	Content	Page	Remark
1	Index	1	
2	Spec Drawing	2	
3	Specification	2	
4	Antenna On Test Board	3	
5	Return Loss	3	
6	Radiation Pattern	3	

Document Type: 2.4GHZ PCB antenna  
Document Version: V1.0  
Release Date: 2019-10-21


ShenZhen Feasycom Technology Co.,Ltd

Telephone: 86-755-27924639

[www.feasycom.com](http://www.feasycom.com)

## 2, Spec Drawing


Unit: mm



### 3, Specification

Product Number: 2.4GHZ FPC antenna

Sample Photo:



#### A. Electrical Characteristics

Frequency	2400 ~ 2500 MHz
S.W.R.	$\leq 2.0$
Gain	2.0 dBi
Efficiency	~ 40%
Polarization	Linear
Impedance	50 Ohm


#### B. Material & Mechanical Characteristics

Material of Radiator	copper
----------------------	--------

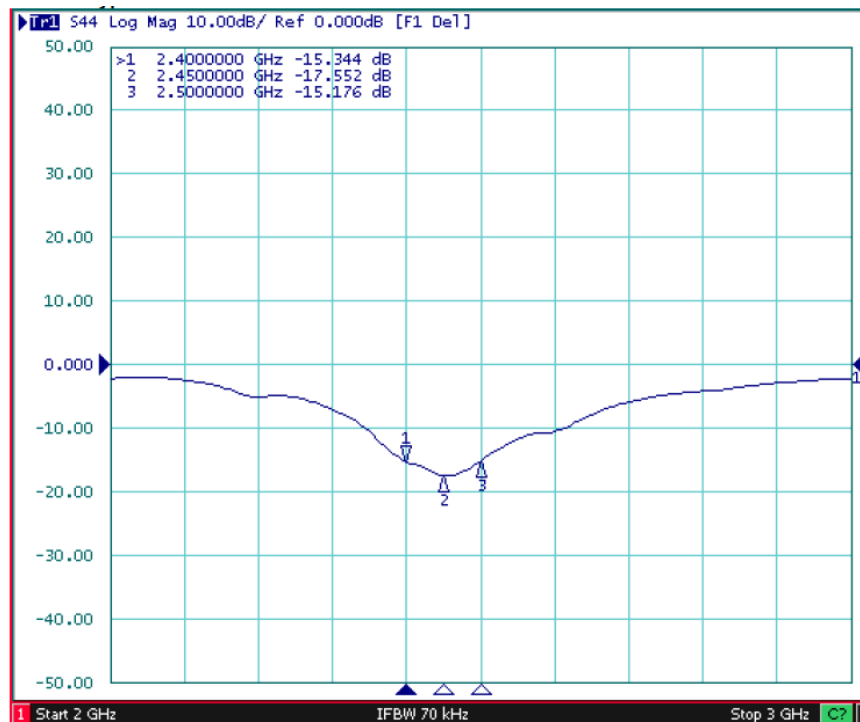
#### C. Environmental

Operation Temperature	- 40°C ~ + 85°C
Storage Temperature	- 40°C ~ + 105°C

### 4, Antenna On Test Board




## 5, Return Loss

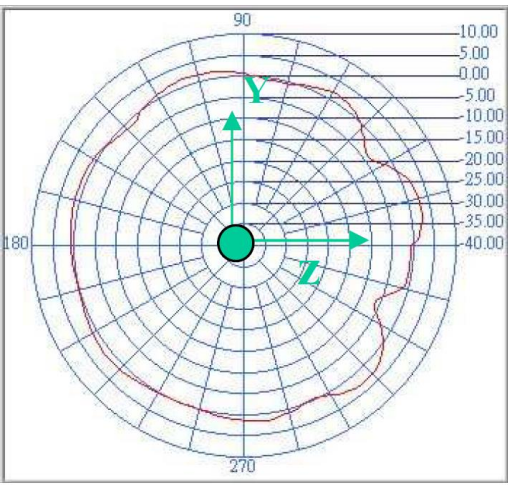
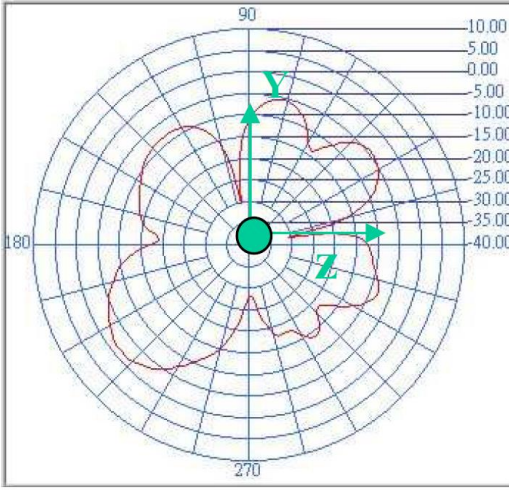
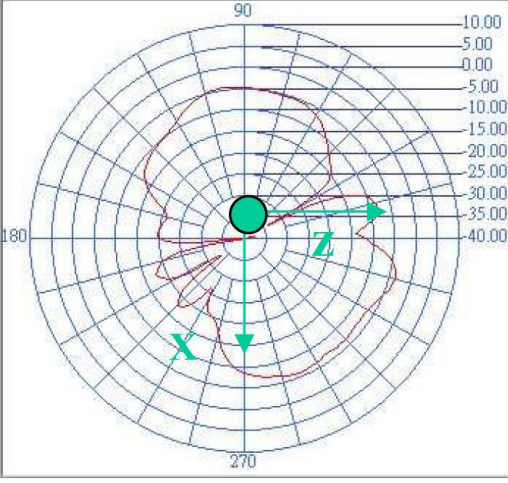
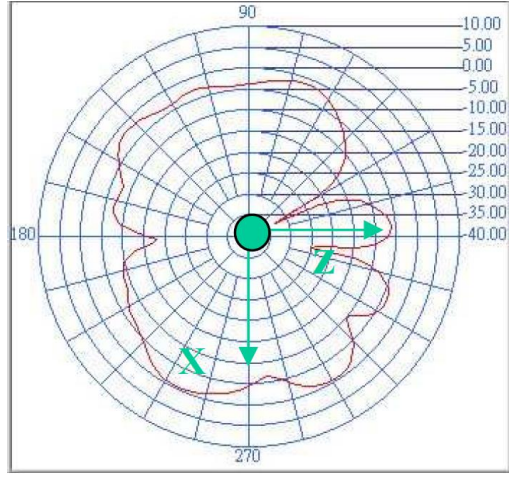
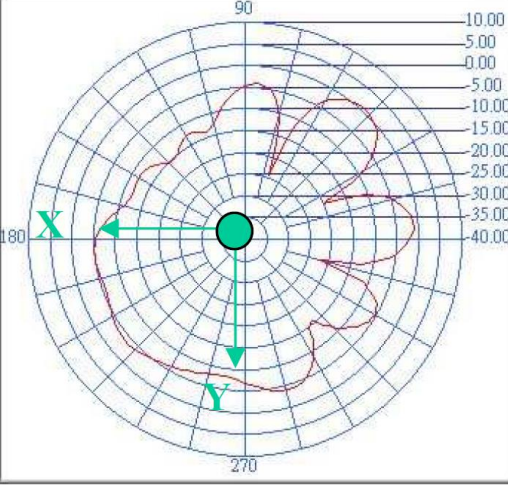
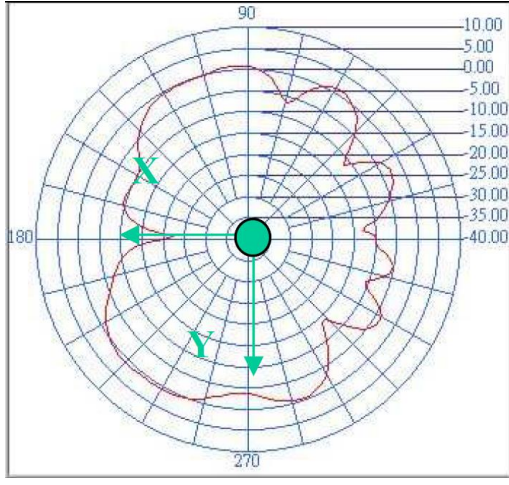


## 6, Radiation Pattern

Radiation Pattern and Gain were dependent on measurement board design. The specification of coil antenna was measured based on the PCB size and installation position as shown in the below figure Test Board.





	Vertical	Horizontal
<b>Y - Z Plane</b>  Average Gain=1.86 dBi  2450		
	Peak Gain = 1.98 dBi Average Gain = 0.71 dBi	Peak Gain= -1.37 dBi Average Gain= - 4.6 dBi
<b>X - Z Plane</b>  Average Gain=-2.91dBi  2450		
	Peak Gain= -3.76 dBi Average Gain= -8.72dBi	Peak Gain= -0.25 dBi Average Gain= -4.24 dBi
<b>X - Y Plane</b>  Average Gain=-0.95 dBi  2450		
	Peak Gain= 0.76 dBi Average Gain= -5.81dBi	Peak Gain= 1.37 dBi Average Gain= -2.67 dBi