



8. SETUP PHOTO

8.1. CONFIGURATION 1: STANDBY MODE

S1, RF EXPOSURE SETUP PHOTO



S2, RF EXPOSURE SETUP PHOTO




S3, RF EXPOSURE SETUP PHOTO



S4, RF EXPOSURE SETUP PHOTO




TOP, RF EXPOSURE SETUP PHOTO



8.2. CONFIGURATION 2: WITH EUT

S1, RF EXPOSURE SETUP PHOTO



S2, RF EXPOSURE SETUP PHOTO




S3, RF EXPOSURE SETUP PHOTO



S4, RF EXPOSURE SETUP PHOTO



TOP, RF EXPOSURE SETUP PHOTO



END OF REPORT