

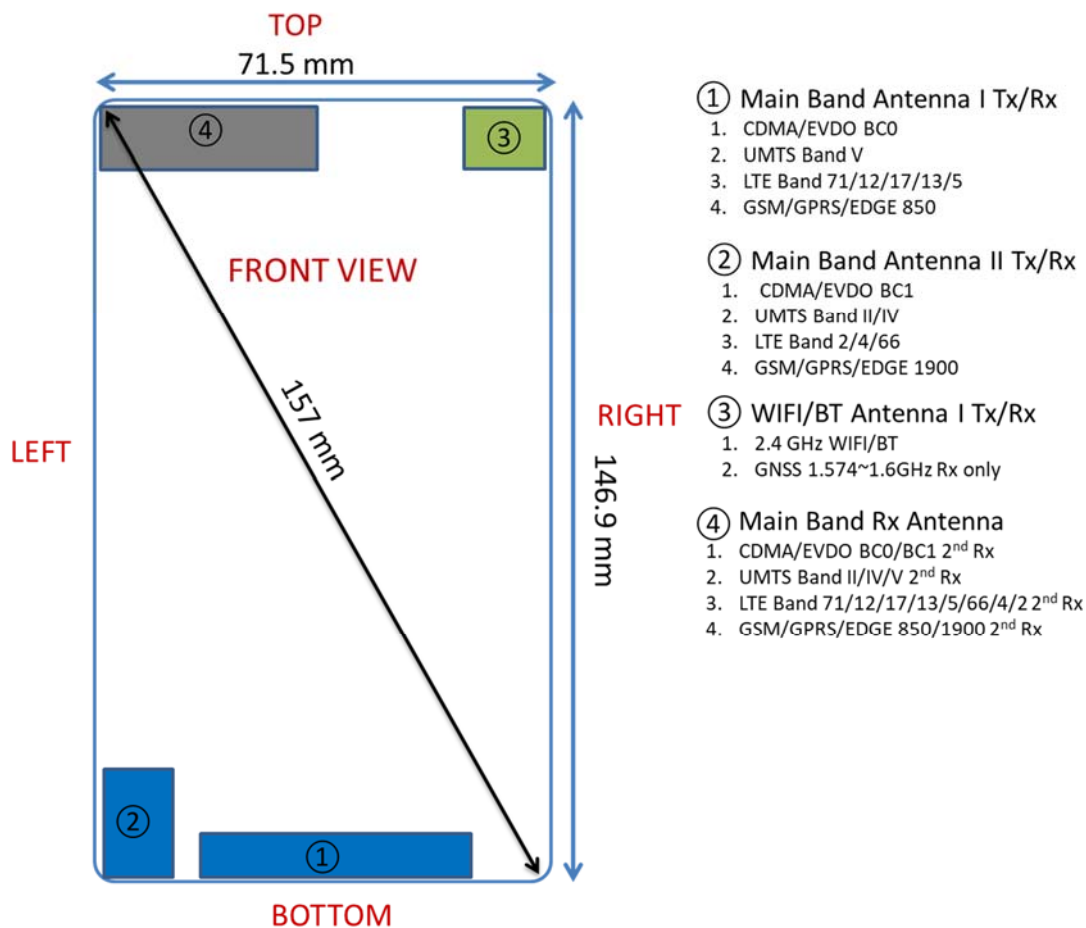




## APPENDIX F: DUT ANTENNA DIAGRAM & SAR TEST SETUP PHOTOGRAPHS


<b>FCC ID</b> ZNFL322DL		<b>SAR EVALUATION REPORT</b>		<b>Approved by:</b> Quality Manager
<b>Test Dates:</b> 04/08/19 - 04/29/19	<b>DUT Type:</b> Portable Handset	APPENDIX F: Page 1 of 8		



Note: Exact antenna dimensions and separation distances are shown in the Technical Descriptions in the FCC Filing.

**Figure F-1**  
**DUT Antenna Locations**



FCC ID ZNFL322DL		SAR EVALUATION REPORT		Approved by: Quality Manager
Test Dates: 04/08/19 - 04/29/19	DUT Type: Portable Handset			APPENDIX F: Page 2 of 8




**SAR Test Setup Photo 1 – Right Cheek**



**SAR Test Setup Photo 2 – Right Tilt**



<b>FCC ID</b> ZNFL322DL		<b>SAR EVALUATION REPORT</b>		<b>Approved by:</b> Quality Manager
<b>Test Dates:</b> 04/08/19 - 04/29/19	<b>DUT Type:</b> Portable Handset	APPENDIX F: Page 3 of 8		




**SAR Test Setup Photo – Left Cheek**




**SAR Test Setup Photo – Left Tilt**



<b>FCC ID</b> ZNFL322DL		<b>SAR EVALUATION REPORT</b>		<b>Approved by:</b> Quality Manager
<b>Test Dates:</b> 04/08/19 - 04/29/19	<b>DUT Type:</b> Portable Handset	APPENDIX F: Page 4 of 8		



**SAR Test Setup Photo 3 – Back Side at 10mm**




**SAR Test Setup Photo 4 – Front Side at 10mm**



<b>FCC ID</b> ZNFL322DL		<b>SAR EVALUATION REPORT</b>		<b>Approved by:</b> Quality Manager
<b>Test Dates:</b> 04/08/19 - 04/29/19	<b>DUT Type:</b> Portable Handset	APPENDIX F: Page 5 of 8		




**SAR Test Setup Photo 7 – Bottom Edge at 10mm**




**SAR Test Setup Photo 5 – Right Edge at 10mm**



<b>FCC ID</b> ZNFL322DL		<b>SAR EVALUATION REPORT</b>		<b>Approved by:</b> Quality Manager
<b>Test Dates:</b> 04/08/19 - 04/29/19	<b>DUT Type:</b> Portable Handset			<b>APPENDIX F:</b> Page 6 of 8



**SAR Test Setup Photo 6 – Left Edge at 10mm**





**SAR Test Setup Photo 10 – Top Edge at 10mm**

<b>FCC ID</b> ZNFL322DL		<b>SAR EVALUATION REPORT</b>		<b>Approved by:</b> Quality Manager
<b>Test Dates:</b> 04/08/19 - 04/29/19	<b>DUT Type:</b> Portable Handset	APPENDIX F: Page 7 of 8		



**SAR Test Setup Photo 11 – Horizontal and Vertical Reference Lines**

<b>FCC ID</b> ZNFL322DL		<b>SAR EVALUATION REPORT</b>		<b>Approved by:</b> Quality Manager
<b>Test Dates:</b> 04/08/19 - 04/29/19	<b>DUT Type:</b> Portable Handset			<b>APPENDIX F:</b> Page 8 of 8