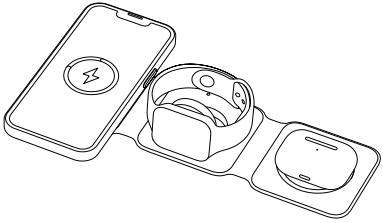


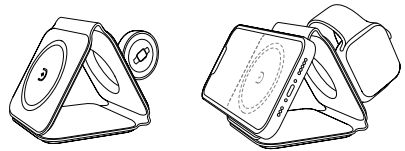
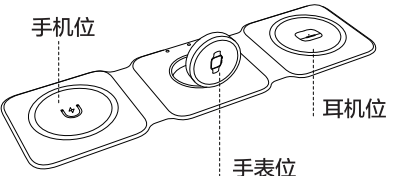
三合一无线充电器




说明书


产品型号：i33

外观说明







手机/耳机充电位  
(耳机3W) (手机5W)



手表充电位

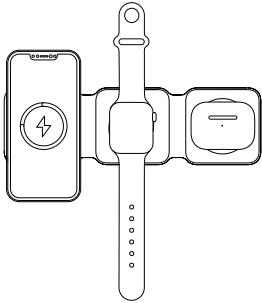


Type-c接口



手机充电位  
磁吸面 15瓦快充

产品参数



产品名称：三合一无线充电器  
材 质：ABS+硅胶  
尺 寸：247\*74.5\*7.5MM  
接 口：USB-C  
输 入： 9V≐3.5A  
手机输出：5W / 7.5W / 10W / 15W  
手表输出：2.5W  
耳机输出：3W / 5W  
兼 容 性：支持符合Qi标准的手机、耳机、手表

使用步骤

- 设备通过充电线连接电源，即可开始通电工作状态。
- 给手机充电时，将手机平放在手机充电区，即可开始为手机充电；当充满电后，直接取下手机即可；充电过程中，如果需要终止充电，直接取下手机。
- 给苹果手表充电时，将手表平放在手表充电区，即可开始为手表充电，当充满电后，直接取下手机；充电过程中，如果需要终止充电，直接取下手表即可。
- 给蓝牙耳机充电时，将耳机平放在耳机充电区，即可开始为耳机充电；当充满电后，直接取下耳机即可；充电过程中，如果需要终止充电，直接取下耳机。

特别说明：  
1. 手表位充电时，推荐使用平放和垂直90度充电。请勿选择30度，此角度可能无法充电。  
2. 推荐使用配送的充电线供电，不建议使用iphone原装数据线。

包装配件

3合一无线充\*1  
USB-C 充电线\*1  
说明书\*1  
包装盒\*1

本说明书的内容及产品的规格技术说明如有变更，恕不另行通知

售后保障说明

尊敬的用户，非常感谢您使用我们的产品，为了切实保障您的权益，明确经销代理商和公司应当承担产品的维修、更换、退货,以下简称三包责任和义务，敬请阅读一下事项：

1.《产品保修卡》是我公司对产品提供保修期内免费售后服务的必要凭证;

2.按照谁销售谁负责三包的原则，产品如出现质量问题凭《产品保修卡》与经销商联系，由经销商对客户提供服务，我公司则对经销商提供服务支持；

3.公司承诺，自售出之日(日期以有效票据日期为准，下同)起七日内出现质量问题,客户可以现在退货，更换或是维修;自售出之日起8日~15日内出现质量问题，客户可以选择更换及维修;自售出之日起，一年内出现质量问题，客户可以免费维修;产品超过保修期出现质量问题享受终身维修(各售后服务点只收取元器件材料费);请客户在购买时与经销商认真填写好《产品保修卡》。

4.下列情形不享受三包服务：

(1) 超过三包期限的；

(2) 未按产品使用说明书要求使用、维修、保管而造成损坏的；

(3) 非承担三包的修理者拆动造成损坏的；

(4) 无《产品保修卡》；

(5) 《产品保修卡》上的内容与产品实物标识不符或涂改的；

(6) 因不可抗力造成损坏的；

产品保修卡

产品型号：\_\_\_\_\_

购买日期：\_\_\_\_\_


代 理 商：\_\_\_\_\_

发票日期：\_\_\_\_\_

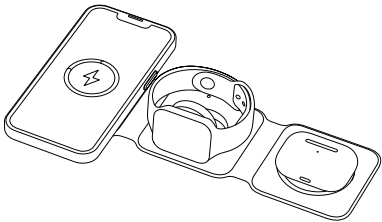
电 话：\_\_\_\_\_

顾客姓名：\_\_\_\_\_

邮政编码：\_\_\_\_\_



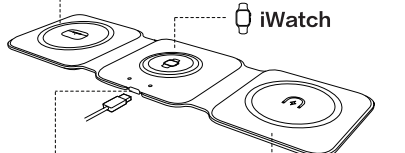
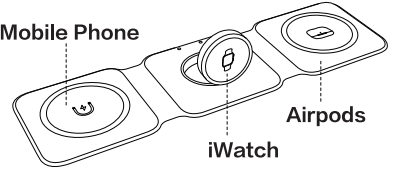
3in 1 Wireless Charger




User Manual


Product model:i33

Device Layout:







Mobile Phone/Airpods  
(Airpods 3W)(Mobile phone 5W)



iWatch

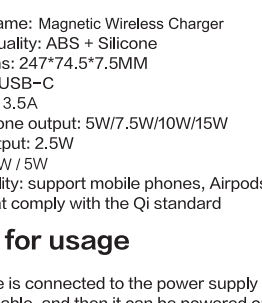


Type-C interface



Mobile Phone  
(15W Magnetic fast Charging)

Product Parameter



Product name: Magnetic Wireless Charger  
Material quality: ABS + Silicone  
Dimensions: 247\*74.5\*7.5MM  
Interface: USB-C  
Input: 9V≐3.5A  
Mobile phone output: 5W/7.5W/10W/15W  
iWatch output: 2.5W  
Airpods: 3W / 5W  
Compatibility: support mobile phones, Airpods, and iWatch that comply with the Qi standard

Steps for usage

The device is connected to the power supply through the charging cable, and then it can be powered on.  
When charging the mobile phone, place the mobile phone flat in the mobile phone charging area to start charging the mobile phone.  
After fully charged, simply take off the phone, during the charging process, if you need to terminate the charging, take it directly.  
When charging the Apple Watch, place the iWatch flat in the charging area to start charging the watch. After fully charged, directly remove the iWatch; During the charging process, if you need to terminate the charging, remove the iWatch directly.  
When charging the Airpods, place the Airpods flat in the charging area to start charging .

Packaging accessories

3 in 1 wireless charging \*1  
USB-C charging cable \*1  
Mannual\*1  
Packing box \*1

After-sales protection

Dear users, thank you very much for using our products. In order to effectively protect your rights and interests,It is clear that the distribution agent and the company shall undertake the repair, replacement and return of products, hereinafter referred to as the 3R.Responsibilities and obligations, please read the following items:

1."Product Warranty Card" is a must for our company to provide free after-sales service during the warranty period Ask for credentials;

2. According to the principle that who sells and who is responsible for the 3R, if there is a quality problem with the

product, the “product warrantyRepair the card” Contact the dealer, the dealer will provide services to the customer, and our company will provide services to the dealer Service support:

3. The company undertakes to take seven days from the date of sale (the date is subject to the valid bill date, the same below)If there is a quality problem, the customer can return, replace or repair it now; from 8 to 15 days from the date of sale If there is a quality problem within the day, the customer can choose to replace and repair it: from the date of sale,Out within a year If there is a quality problem, the customer can repair it free of charge, and the product can enjoy lifelong quality problems after the warranty period Repair (each after-sales service point only charges a component material fee); please fill it out carefully with the dealer at the time of purchase Write the Product Warranty Card.

4. 3R service is not available under the following circumstances:

(1) Exceeding the 3R period.

(2) Damage caused by failure to use, repair and keep in accordance with the requirements of the product's instructions.

(3) Damage caused by the disassembly of a repairman who is not responsible for the 3R.

(4) No Product Warranty Card.

(5) The contents of the Product Warranty Card do not match or alter the physical logo of the product.

(6) Damage caused by force majeure.

The content of this manual and product specifications are subject to change without notice

Product warranty card

Product model：\_\_\_\_\_

Date of purchase：\_\_\_\_\_

Agent：\_\_\_\_\_

Invoice date：\_\_\_\_\_

Telephone：\_\_\_\_\_

Customer Name：\_\_\_\_\_

Postal code：\_\_\_\_\_

