

# 9.7" Digital Signage User Manual



- The contents of this manual will be modified without further notice.
- The operation temperature for the product is between 10°C ~40°C.
- Operating or recharging in an environment with a temperature over 40°C might cause the system to malfunction. However, this should be considered a normal phenomenon. Please do not operate under extreme temperatures.

Model: S97407

## Content

|                             |   |
|-----------------------------|---|
| Preface .....               | 2 |
| Safety Precautions .....    | 4 |
| Package Content .....       | 5 |
| Product Introduction .....  | 6 |
| Overview .....              | 6 |
| Charging the battery.....   | 8 |
| Product Specifications..... | 9 |

## **Preface**

We appreciate your purchase the digital signage of the Sable.

Please read all instructions thoroughly for a full understanding of the products' features.

Note:

- The illustrations and images used in the manual are for reference only and may differ from the actual product.

## **Federal Communications Commission (FCC) Statement**

This device complies with Part 15 of the FCC Rules. Operation is subject to the following two conditions: (1) This device may not cause harmful interference, and (2) this device must accept any interference received, including interference that may cause undesired operation. This equipment has been tested and found to comply with the limits for a Class B digital device, pursuant to Part 15 of the FCC Rules. These limits are designed to provide reasonable protection against harmful interference in a residential installation. This equipment generates, uses and can radiate radio frequency energy and, if not installed and used in accordance with the instructions, may cause harmful interference to radio communications. However, there is no guarantee that interference will not occur in a particular installation. If this equipment does cause harmful interference to radio or television reception, which can be determined by turning the equipment off and on, the user is encouraged to try to correct the interference by one of the following measures:

- Reorient or relocate the receiving antenna.
- Increase the separation between the equipment and receiver.
- Connect the equipment into an outlet on a circuit different from that to which the receiver is connected.
- Consult the dealer or an experienced radio/TV technician for help.

FCC Caution: Any changes or modifications not expressly approved by the party responsible for compliance could void the user's authority to operate this equipment.

This transmitter must not be co-located or operating in conjunction with any other antenna or transmitter.

### **Radiation Exposure Statement:**

The product complies with the FCC portable RF exposure limit set forth for an uncontrolled environment and are safe for intended operation as described in this manual. The further RF exposure reduction can be achieved if the product can be kept as far as possible from the user body or set the device to lower output power if such function is available.

Note: The country code selection is for non-US model only and is not available to all US model. Per FCC regulation, all WiFi product marketed in US must fixed to US operation channels only.





## **USA- Appliance Efficiency Compliance**



## **Safety Precautions**

- Select the install location must be cautiously. Sable will not bear any responsibility if the user does not follow the correct device installing procedure.
- Do not drop, puncture or disassemble the device; otherwise the warranty will be voided.
- Do not remove or replace the battery. Only well trained service personnel are allowed to disassemble/install the internal components.

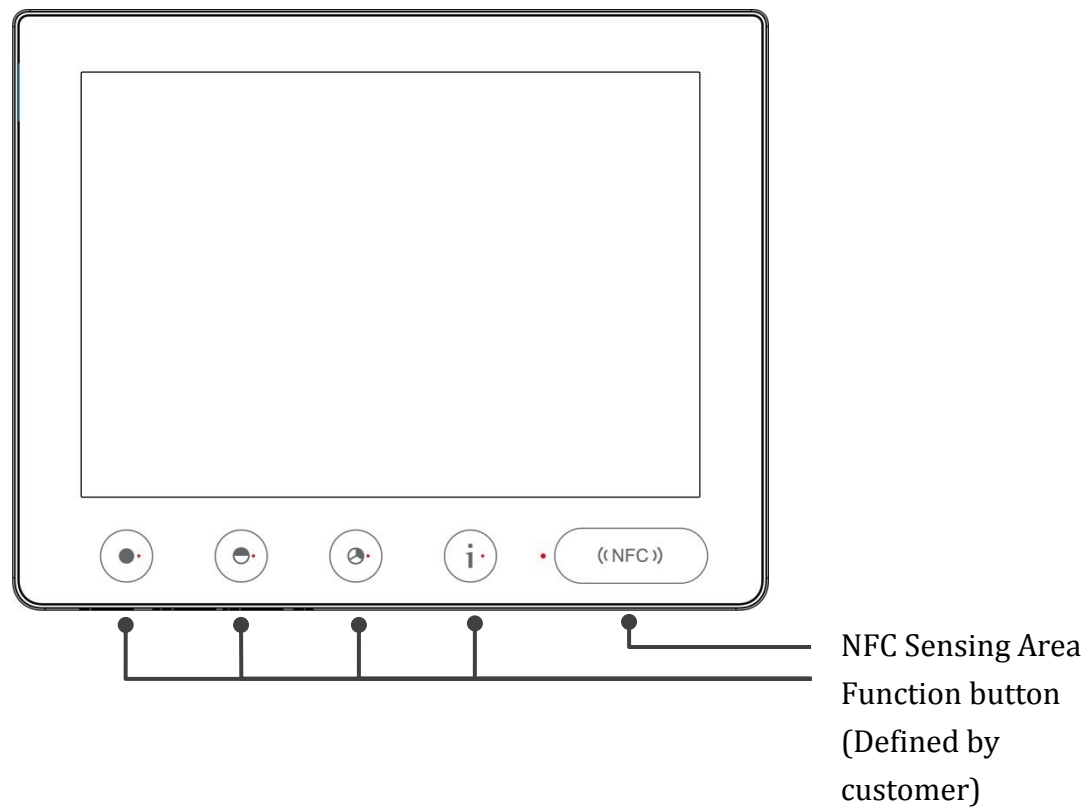
Package Content

|   |  |
|---|--|
|  |  |
| 9.7" Digital Signage  | USB Cable  |

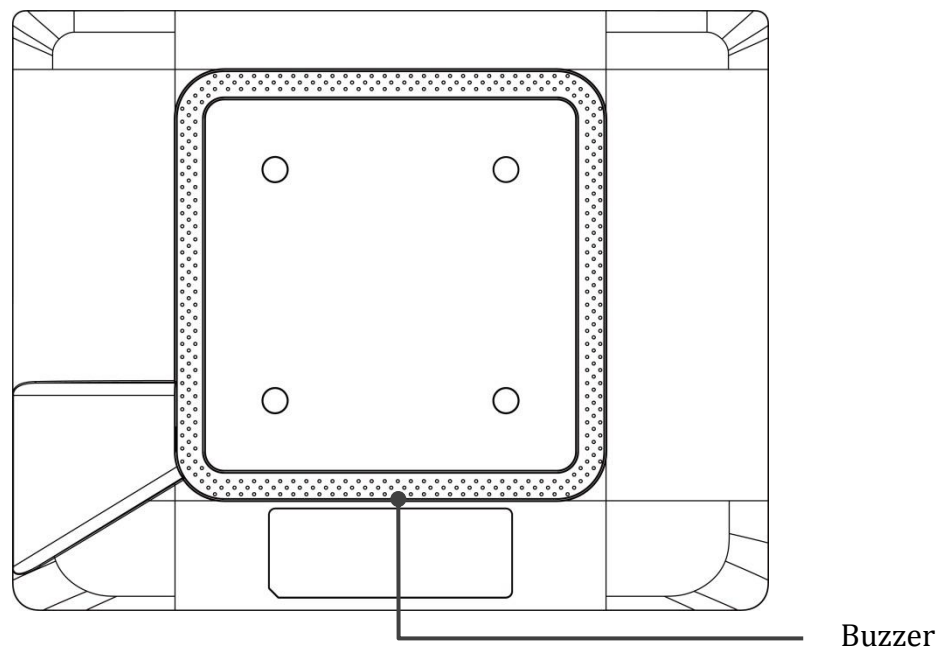
# Product Introduction

## Overview

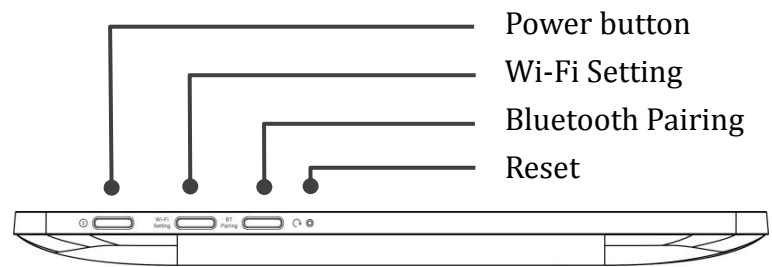
### Front View



### Rear View

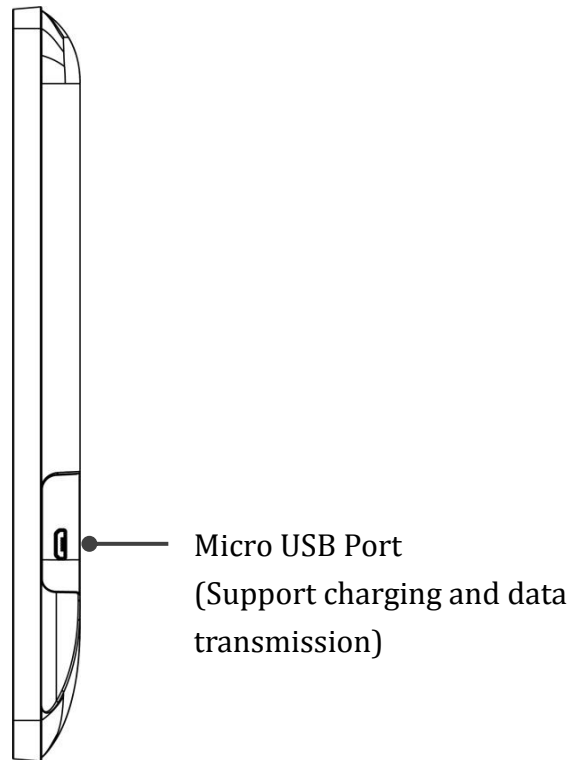


Bottom View



| Key Type      | Description  |
|---------------|--|
| Power button  | Hold the power button for 5 seconds to turn on or turn off the device  |
| Wi-Fi Setting | Press to trigger Bluetooth for Wi-Fi setting   |
| BT Pairing    | Reserved   |
| Reset         | Insert a stretched paperclip or a small pin into the hole and press it for a few seconds to reset the device |

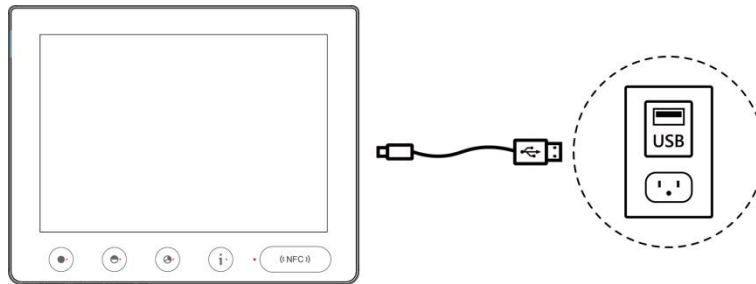
Right View





## Charging the battery

Use the included micro USB cable to charge digital signage device or with any micro USB wall adapter (not included).



## Product Specifications

|                       |        |  |
|-----------------------|--------|--|
| Model                 |        | S97407   |
| Dimension (L x W x H) |        | 247.3x 196.5x 17.7 mm                                |
| Display               |        | 9.7" e-paper display<br>Color: Black/White/Red Color |
| Resolution            |        | 1200x 825 (pixel)                                    |
| Connection            | Wi-Fi  | 2.4GHz IEEE 802.11 b/g/n                             |
|                       | BLE    | Bluetooth Low Energy (BLE) 4.0                       |
|                       | Zigbee | 2.4GHz   |
|                       | NFC    | NFC Reader   |
| Flash Memory          |        | 8GB  |
| USB                   |        | Micro USB  |
| Battery               |        | Li-ion Polymer Battery 3.8V with 3,035mAh            |
| Operating Temperature |        | 10°C ~ 40°C  |