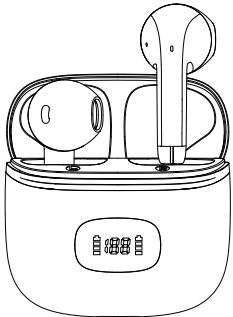



English

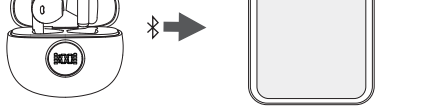
Instruction Manual



Please read the instructions before use

Connect

 ON



1. Take out the earbuds (Earbuds auto power on)

2. After open the phone Bluetooth, Click the <Bluetooth> to Pairing

Reset

If earbuds has any connection or function problems, please reset the earbuds



1. Delete the BT pairing information on the phone.

2. Put the earbuds into the charging case to charge.

3. Take out the earbuds and wait for 20 seconds.

(If the above operation does not work, please try again)

Operation



X2

L/R

Play /Pause

2S

L/R

Switch Song

X1

L/R

Adjust Volume

8S

L/R

Power on/off (When no connected)

X2

L/R

Answer/Hang up

2S

L/R

Reject Call

X3

L/R

Voice Assistant

X1: Click Once

2S: Press and hold for 2 seconds

X2: Click 2 times

Problem handling

① Can be connected but there is no sound:

Click the right earbuds to increase the volume.


② One of earbuds cannot be charge:

Clean the charging contact of the earbuds and the charging case.

③ One of the earbuds cannot be connected:

Reset the earbuds.

If the earbuds cannot be charged, please activate the warranty and contact us to send a new product.



Please clean the charging contacts of the earbuds and charging case frequently to avoid charging failures.

Safety Instructions

1. Keep the product away from extremely hot and cold environments, it will damage the battery and circuit.

2. Avoid liquid immersion into the product.

3. Do not disassemble the product.

4. Do not use concentrated chemical products or detergents to clean the product.

5. Use only 5V/1A power supply. Connecting the power supply voltage too high may cause serious damage.

6. Do not randomly discard or place the product near fire or high temperature to avoid the danger of explosion.

7. Product operating temperature: -10℃ ~40℃

8. The storage temperature of the product is from -20℃ ~60℃

FCC ID: 2A2BYHE-060A

Made in China

RoHS

FC

CE

UK

REACH

FCC Caution:

Any Changes or modifications not expressly approved by the party responsible for compliance could void the user's authority to operate the equipment.

This device complies with part 15 of the FCC Rules. Operation is subject to the following two conditions: (1) This device may not cause harmful interference, and (2) this device must accept any interference received, including interference that may cause undesired operation.

IMPORTANT NOTE:

Note: This equipment has been tested and found to comply with the limits for a Class B digital device, pursuant to part 15 of the FCC Rules. These limits are designed to provide reasonable protection against harmful interference in a residential installation. This equipment generates, uses and can radiate radio frequency energy and, if not installed and used in accordance with the instructions, may cause harmful interference to radio communications. However, there is no guarantee that interference will not occur in a particular installation. If this equipment does cause harmful interference to radio or television reception, which can be determined by turning the equipment off and on, the user is encouraged to try to correct the interference by one or more of the following measures:

- Reorient or relocate the receiving antenna.
- Increase the separation between the equipment and receiver.
- Connect the equipment into an outlet on a circuit different from that to which the receiver is connected.
- Consult the dealer or an experienced radio/TV technician for help.

FCC Radiation Exposure Statement:

This equipment complies with FCC radiation exposure limits set forth for an uncontrolled environment.

PDF