

KH99M-L话务耳机说明书

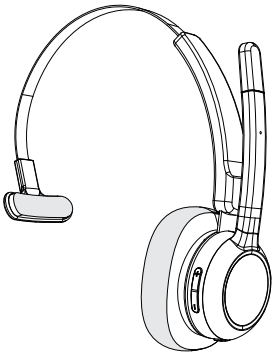
材质及工艺：80G铜版纸

装订方式：风琴折

印刷颜色：四色印刷

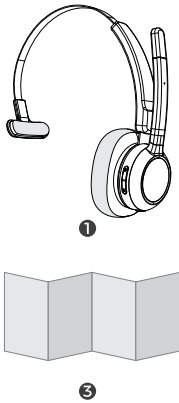
成品尺寸：70\*100mm

### NOSIE-CANCELLING HEADSET



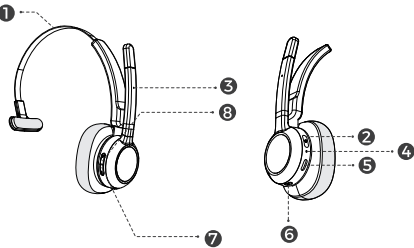
MODEL:KH99M-L

#### Package



- 1 Headset×1
- 2 USB Charging Cables×1
- 3 User Manual×1

#### Diagram



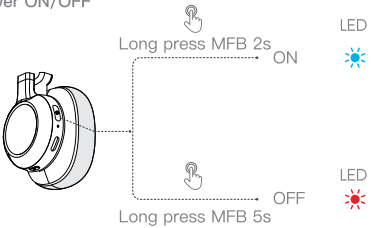
- 1 Adjustable Headband
- 2 Multi-Function Button (MFB)
- 3 Microphone
- 4 LED Indicator
- 5 Type-C Charging
- 6 Mute Button
- 7 Volume -
- 8 Volume +

#### Specification

Supported Profile HSP/HFP/AVRCP/A2DP	Standby Time About 100 hours
Talk Time About 16 hours (70% Volume)	Music Time About 26 hours (70% Volume)
Charging Time About 1.5 hours	Battery Capacity 180mAh
Effective distance >10m	

#### Function Button

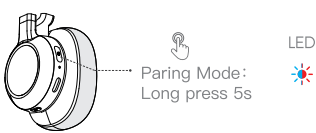
Power ON/OFF



Long press MFB 2s → ON (LED blue)

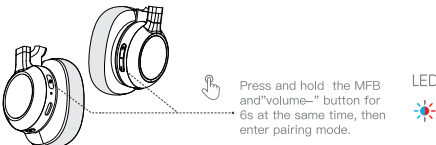
Long press MFB 5s → OFF (LED red)

#### How to Pair



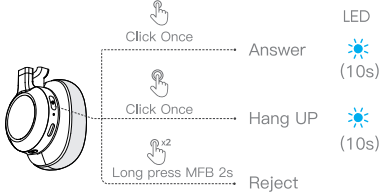
Turn on the Bluetooth of your phone, select the model "KH99M-L" to connect.

#### How to clear pairing



Press and hold the MFB and "volume+" button for 6s at the same time, then enter pairing mode.

#### Answer/Hang Up/Reject/Mute/Call Back/Voice Assistant




Click Once → Answer (LED blue 10s)

Click Once → Hang UP (LED blue 10s)

Long press MFB 2s → Reject

#### Mute




Short press → Mute on/off

#### Call Back

When the "KH99M-L" is connected to a cell phone, you can double click the MFB to dial back the last number.

#### Voice Assistant



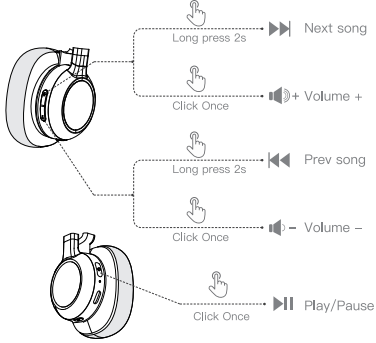
Long press MFB 2s → Voice Assistant

#### Three-Party Calling

- You have an incoming call when you're on a call, click once the multi-function button to accept the incoming call and end the current call.
- You have an incoming call when you're on a call, double click the multi-function button to accept the incoming call and hold the current call.
- You have a new incoming call when you're on a call, long press and hold the multi-function button for 2 seconds to hold the current call and end the incoming call.

- When you're in the three-party conference, click once the multi-function button to hang up current call and resume a hung call.
- When you're in the three-party conference, double click the multi-function button to switch the call between the current call and the incoming call.

#### Play/Pause/Volume Control/Music Control



Long press 2s → Next song

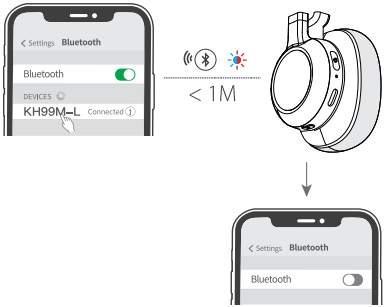
Click Once → + Volume +

Long press 2s → Prev song

Click Once → - Volume -

Click Once → Play/Pause

#### Connection With Two Devices



1 Pair with your first device.

2 Turn off the Bluetooth of the first device.

3 Hold on the MFB for 5s to enter into pairing mode (The red and blue lights flash alternately) and pair with your second device. After the connection is successful, the light goes out.

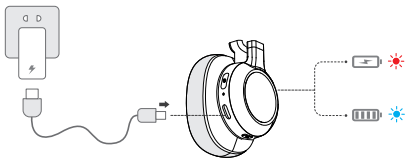
4 Turn on the Bluetooth of the first device, and manually connect "KH99M-L" in the paired list. After the connection is successful, your headset is connected to the two Bluetooth devices at the same time (If the first device is the IOS, then you need to manually connect. If it is Android, it can be automatically connected.).

#### Electricity

When the power is less than 10%, the Low Battery is reported every 3 minutes.

#### Charging

Output: DC 5V




Warning: Do not use non-standard chargers. Charging with a charger that exceeds 5V may cause overheating or fire.

#### Warning

- Do not listen for a long time at the high volume to prevent injury to hearing.
- Do not wear headphones while driving, cycling or walking, otherwise it will easily cause traffic accidents.
- The headset can only be charged with a 5V charger. Charging with a charger that exceeds 5V may cause overheating or fire.
- Please fully charge before long-term placement, and ensure that it is charged every 3 months.

#### CORRECT DISPOSAL OF THIS PRODUCT

(Waste Electrical & Electronic Equipment)



This Marking shown on the product or its literature, indicate that it should not be disposed with other household wastes at the end of its working life.

To prevent possible harm to the environment or human health from uncontrolled waste disposal, please separate this from other types of wastes and recycle it responsibly to promote the sustainable reuse of material resources. Household user should contact either the retailer where they purchased this product, or their local government office, for details of where and how they can take this item for environmentally safe recycling.

Business users should contact their supplier and check the terms and conditions of the purchase contract. This product should not be mixed with other commercial wastes for disposal.

#### FCC Statement


NOTE: This equipment has been tested and found to comply with the limits for a Class B digital device, pursuant to part 15 of the FCC Rules. These limits are designed to provide reasonable protection against harmful interference in a residential installation. This equipment generates uses and can radiate radio frequency energy and, if not installed and used in accordance with the instructions, may cause harmful interference to radio communications. However, there is no guarantee that interference will not occur in a particular installation. If this equipment does cause harmful interference to radio or television reception, which can be determined by turning the equipment off and on, the user is encouraged to try to correct the interference by one or more of the following measures:

- Reorient or relocate the receiving antenna.
- Increase the separation between the equipment and receiver.
- Connect the equipment into an outlet on a circuit different from that to which the receiver is connected.
- Consult the dealer or an experienced radio/TV technician for help.

EU	REP	EUBRIDGE ADVISORY GMBH Virginia Str.2 35510 Butzbach, Germany eubridge@outlook.com	UK	REP	TANMET INT'L BUSINESS LTD 9 Pareiraigwen Road, Pontypridd, Mid Glamorgan, CF37 2RR, UK tanmetbiz@outlook.com
----	-----	---	----	-----	---

Manufacturer: Sky Wing Communication Electronics Co., Ltd.  
Manufacturer's Address: No. 62, 10th Road, Longyan Zone, Humen Town, Dongguan, Guangdong Province, China

Changes or modifications not expressly approved by the party responsible for compliance could void the user's authority to operate the equipment.



FCC ID: WSG-KH99M-L