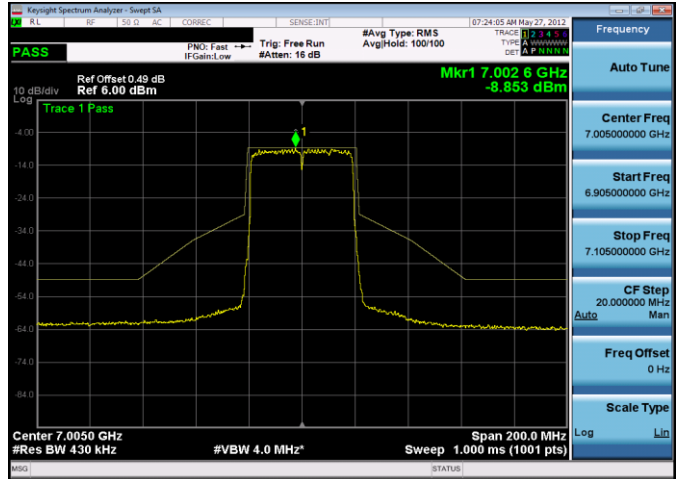
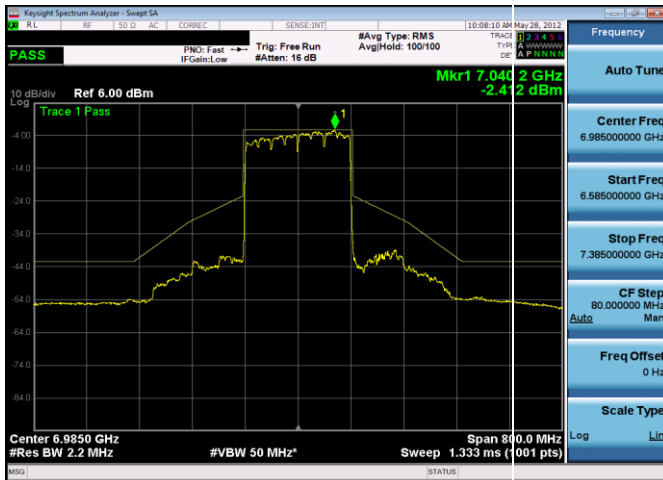


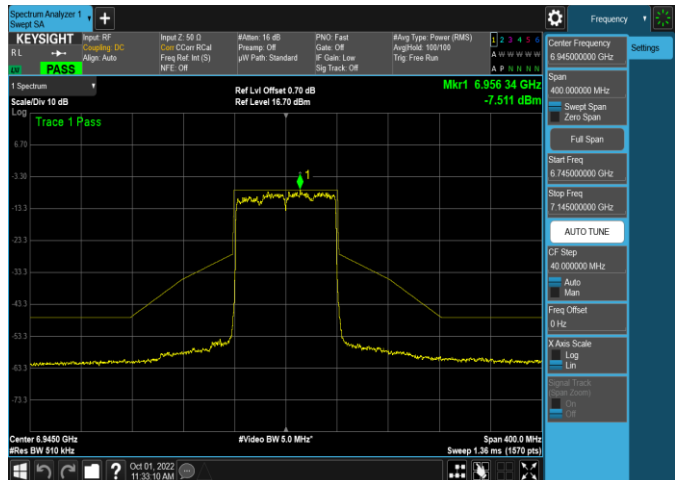
Plot 7-399. In-Band Emission Plot Antenna 5b (80MHz 802.11ax (UNII Band 8) – Ch. 199, MCS11)



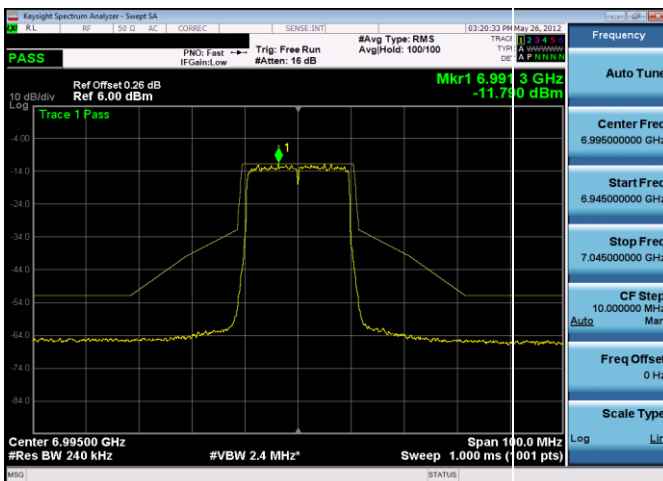
Plot 7-402. In-Band Emission Plot Antenna 5b (40MHz 802.11ax (UNII Band 8) – Ch. 211, MCS11)



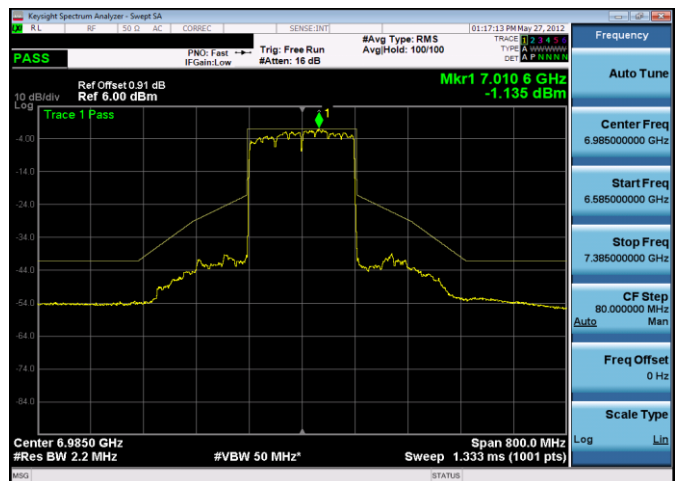
Plot 7-400. In-Band Emission Plot Antenna 5b (160MHz 802.11ax (UNII Band 8) – Ch. 207, MCS11)



Plot 7-403. In-Band Emission Plot Antenna 5b (80MHz 802.11ax (UNII Band 8) – Ch. 199, MCS11)



Plot 7-401. In-Band Emission Plot Antenna 5b (20MHz 802.11ax (UNII Band 8) – Ch. 209, MCS11)

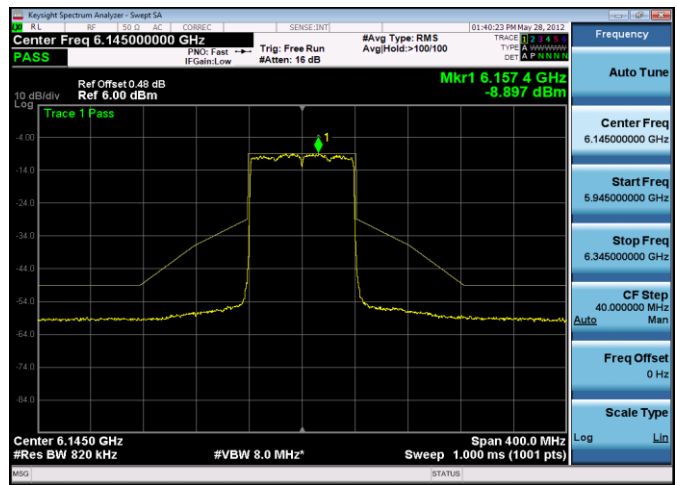
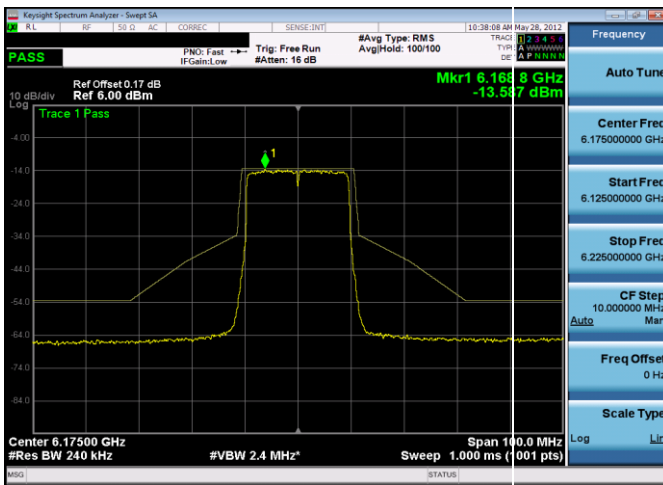
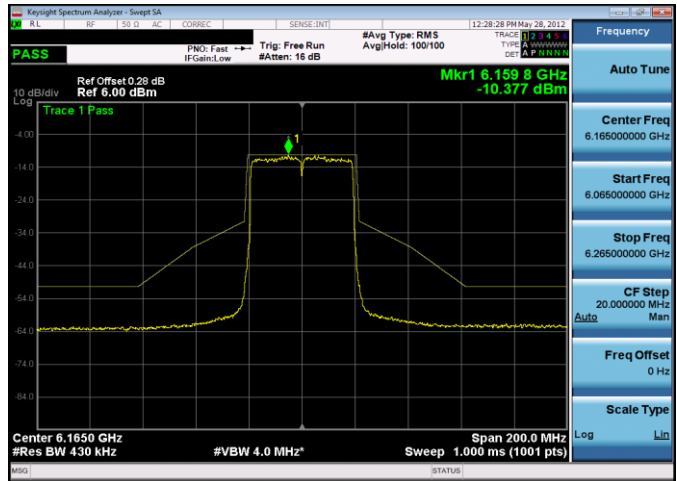
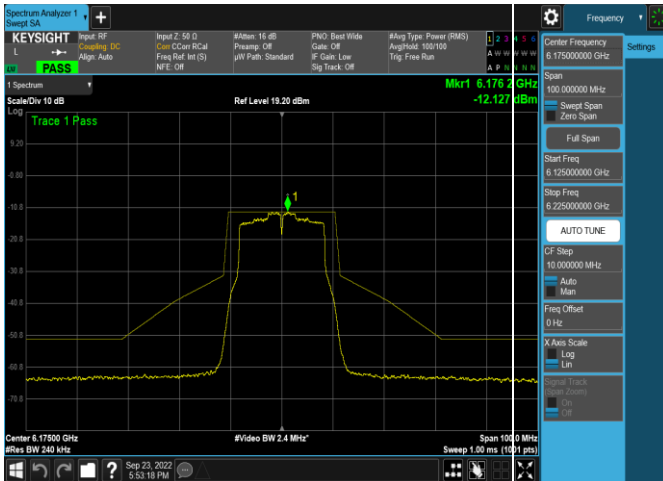


Plot 7-404. In-Band Emission Plot Antenna 5b (160MHz 802.11ax (UNII Band 8) – Ch. 207, MCS11)

FCC ID: BCGA2764 IC: 579C-A2764	element	MEASUREMENT REPORT (CERTIFICATION)	Approved by: Technical Manager
Test Report S/N: 1C2205090028-21-R2.BCG	Test Dates: 5/30/2022 - 9/16/2022	EUT Type: Tablet Device	Page 129 of 282

7.5.2 Antenna 4a In-Band Emission Measurements

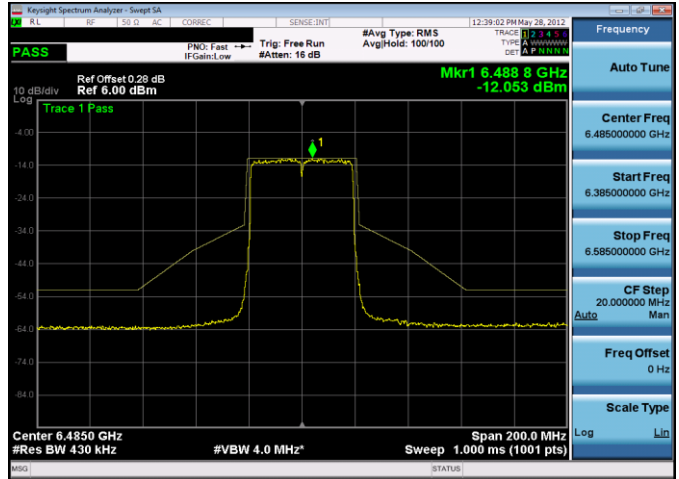
Low Data Rate



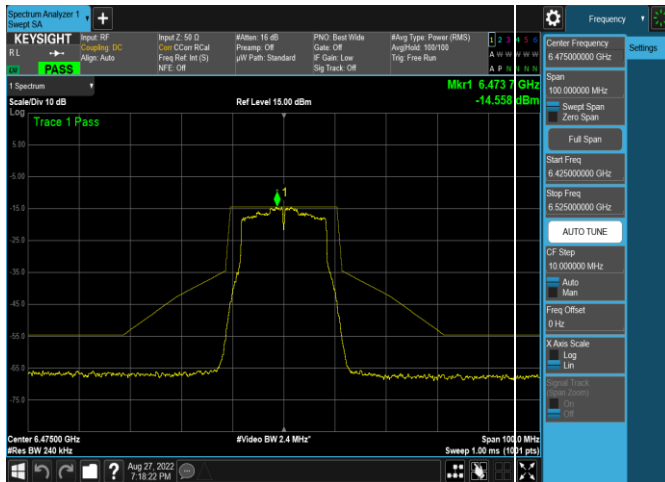
FCC ID: BCGA2764 IC: 579C-A2764	element	MEASUREMENT REPORT (CERTIFICATION)	Approved by: Technical Manager
Test Report S/N: 1C2205090028-21-R2.BCG	Test Dates: 5/30/2022 - 9/16/2022	EUT Type: Tablet Device	Page 130 of 282



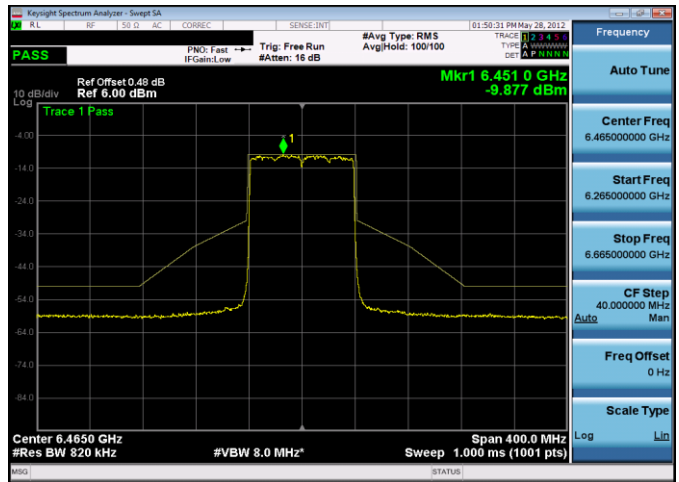
Plot 7-409. In-Band Emission Plot Antenna 4a (160MHz 802.11ax (UNII Band 5) – Ch. 47, MCS2)



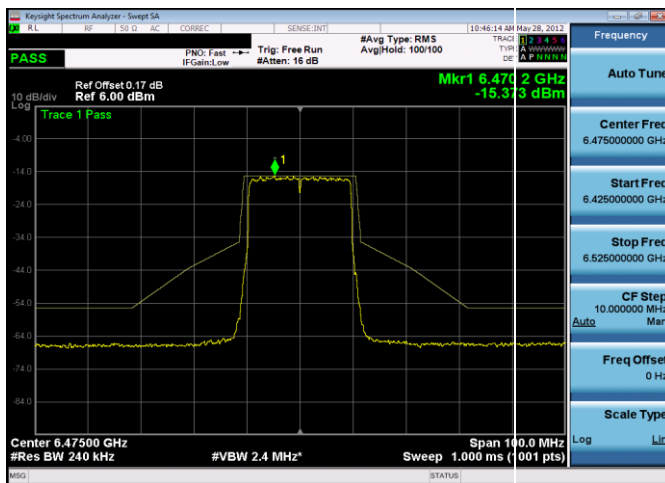
Plot 7-412. In-Band Emission Plot Antenna 4a (40MHz 802.11ax (UNII Band 6) – Ch. 107, MCS2)



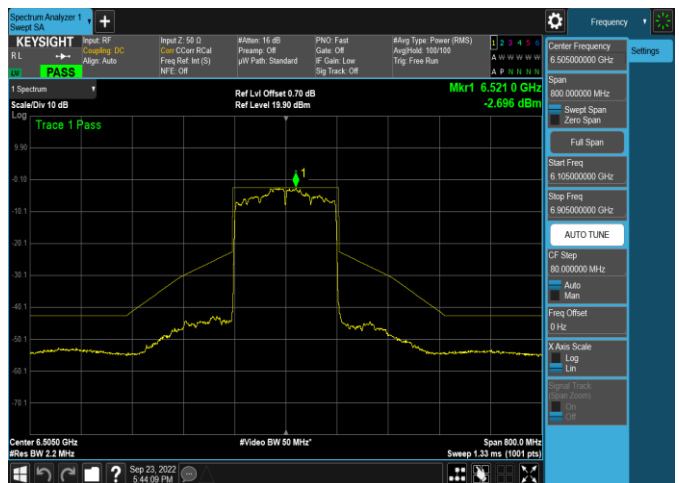
Plot 7-410. In-Band Emission Plot Antenna 4a (20MHz 802.11a (UNII Band 6) – Ch. 105, MCS2)



Plot 7-413. In-Band Emission Plot Antenna 4a (80MHz 802.11ax (UNII Band 6) – Ch. 103, MCS2)

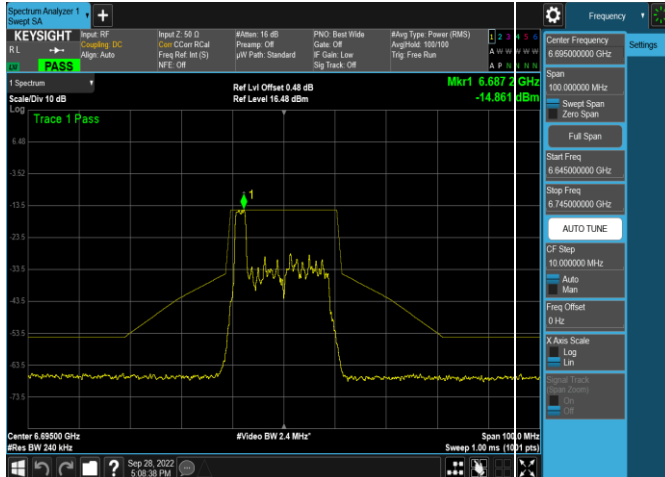


Plot 7-411. In-Band Emission Plot Antenna 4a (20MHz 802.11ax (UNII Band 6) – Ch. 105, MCS2)

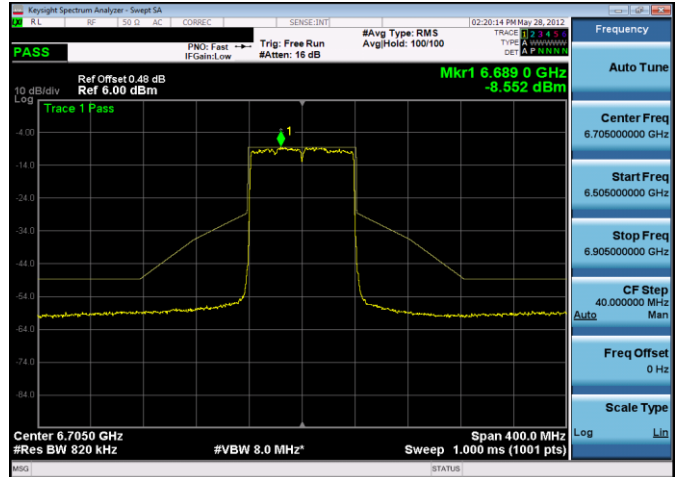


Plot 7-414. In-Band Emission Plot Antenna 4a (160MHz 802.11ax (UNII Band 6) – Ch. 111, MCS2)

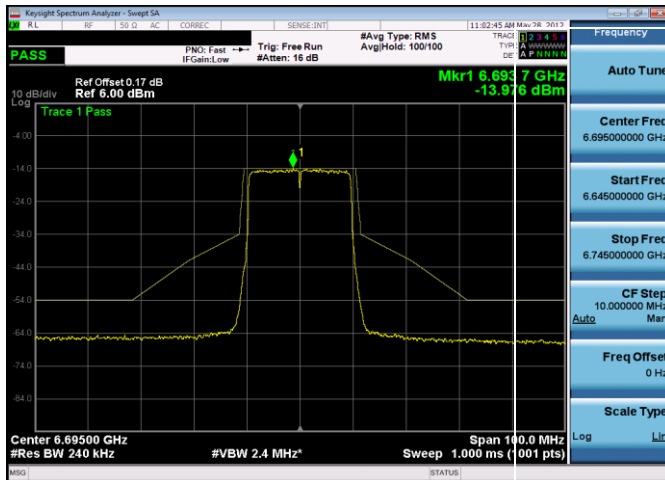
FCC ID: BCGA2764 IC: 579C-A2764	MEASUREMENT REPORT (CERTIFICATION)	Approved by: Technical Manager
Test Report S/N: 1C2205090028-21-R2.BCG	Test Dates: 5/30/2022 - 9/16/2022	Page 131 of 282
	EUT Type: Tablet Device	



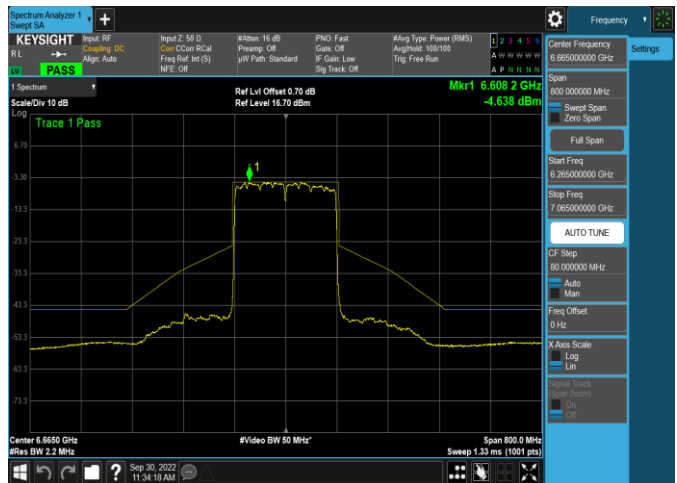
Plot 7-415. In-Band Emission Plot Antenna 4a (20MHz 802.11a) (UNII Band 7) – Ch. 149, MCS2)



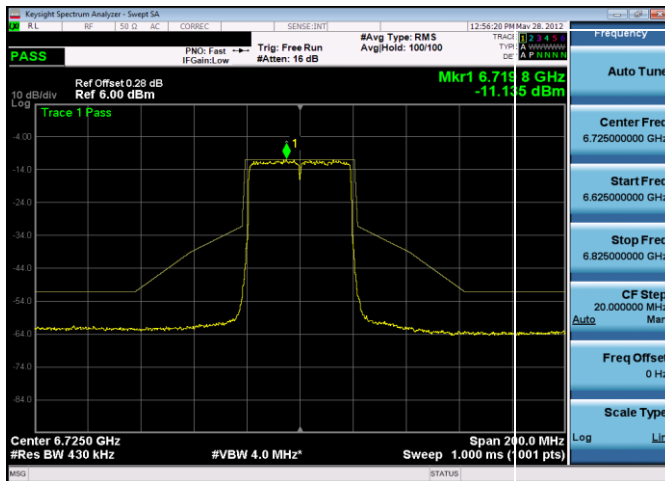
Plot 7-418. In-Band Emission Plot Antenna 4a (80MHz 802.11ax) (UNII Band 7) – Ch. 151, MCS2)



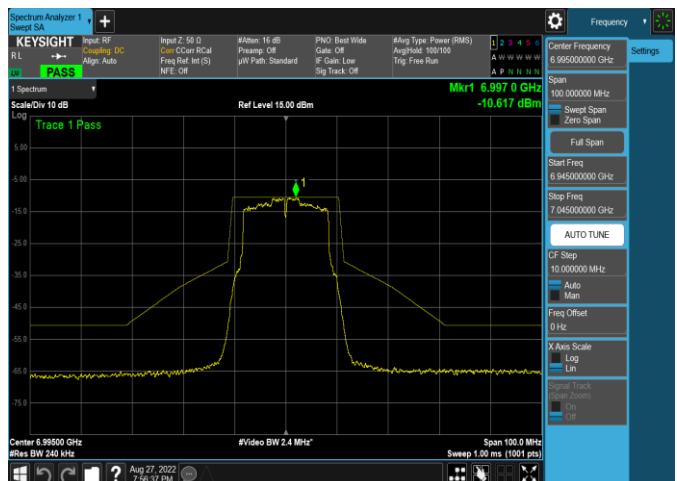
Plot 7-416. In-Band Emission Plot Antenna 4a (20MHz 802.11ax) (UNII Band 7) – Ch. 149, MCS2)



Plot 7-419. In-Band Emission Plot Antenna 4a (160MHz 802.11ax) (UNII Band 7) – Ch. 143, MCS2)

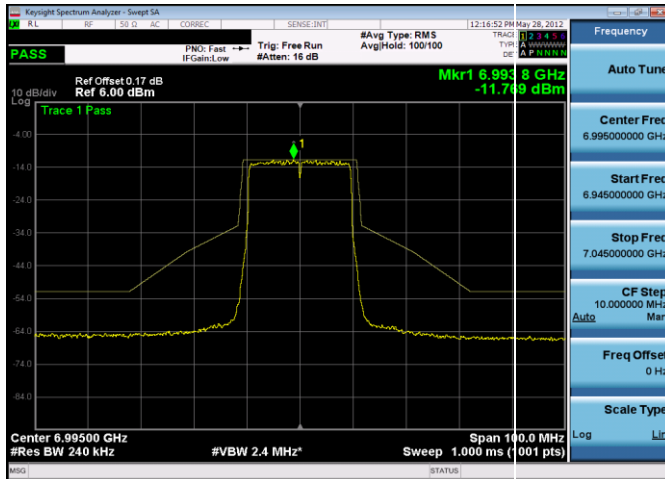


Plot 7-417. In-Band Emission Plot Antenna 4a (40MHz 802.11ax) (UNII Band 7) – Ch. 155, MCS2)

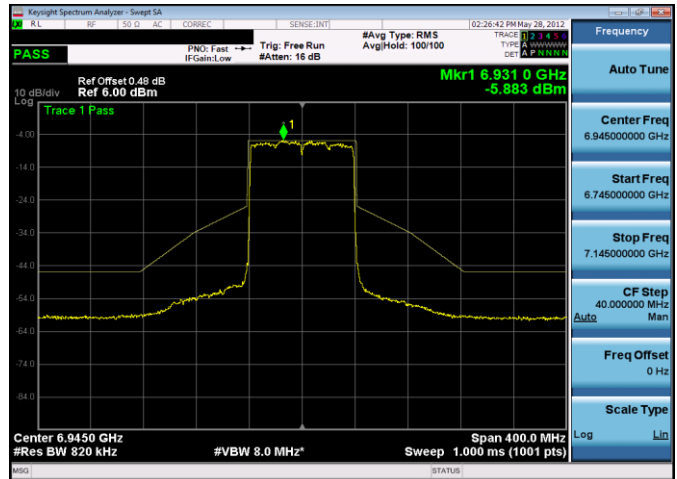


Plot 7-420. In-Band Emission Plot Antenna 4a (20MHz 802.11a) (UNII Band 8) – Ch. 209, MCS2)

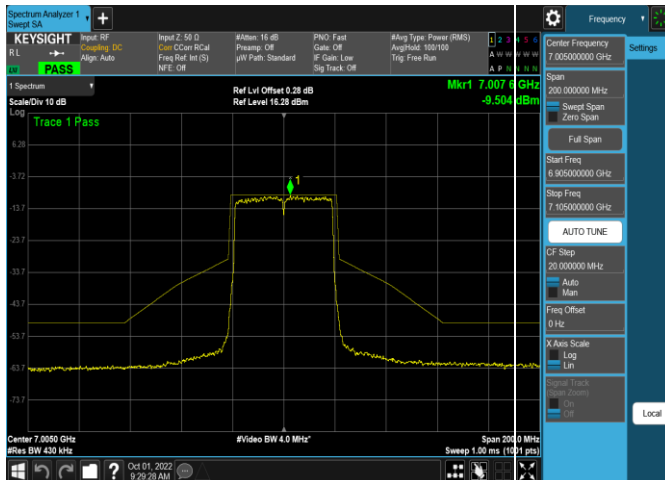
FCC ID: BCGA2764 IC: 579C-A2764	element	MEASUREMENT REPORT (CERTIFICATION)	Approved by: Technical Manager
Test Report S/N: 1C2205090028-21-R2.BCG	Test Dates: 5/30/2022 - 9/16/2022	EUT Type: Tablet Device	Page 132 of 282



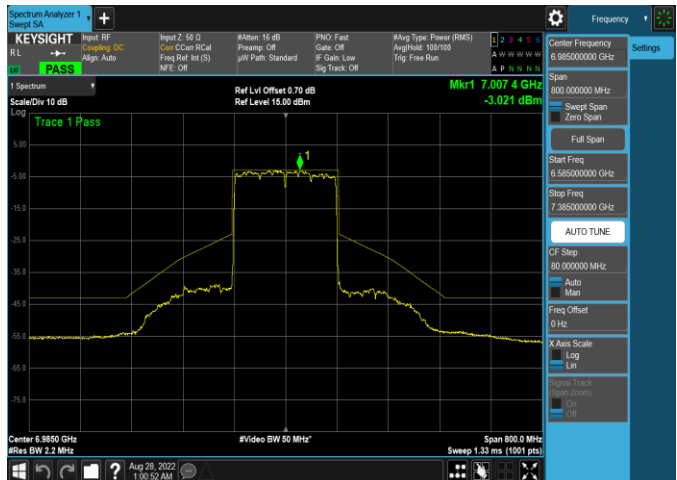
Plot 7-421. In-Band Emission Plot Antenna 4a (20MHz 802.11ax (UNII Band 8) – Ch. 209, MCS2)



Plot 7-423. In-Band Emission Plot Antenna 4a (80MHz 802.11ax (UNII Band 8) – Ch. 199, MCS2)



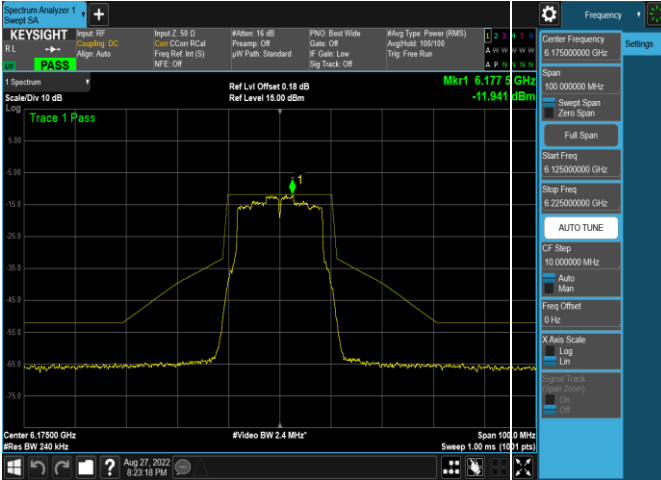
Plot 7-422. In-Band Emission Plot Antenna 4a (40MHz 802.11ax (UNII Band 8) – Ch. 211, MCS2)



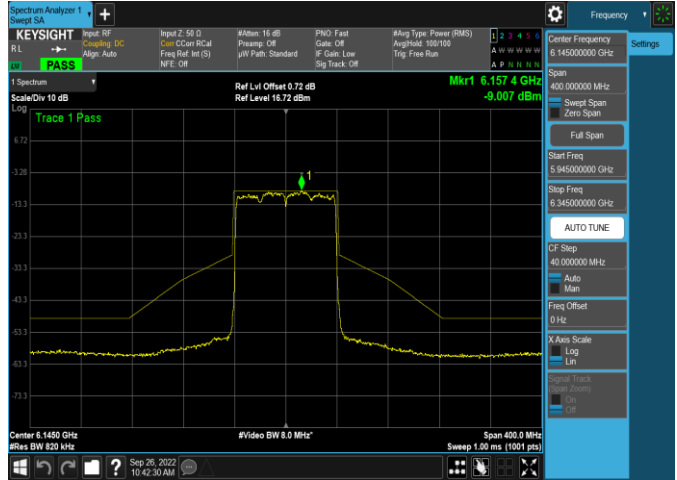
Plot 7-424. In-Band Emission Plot Antenna 4a (160MHz 802.11ax (UNII Band 8) – Ch. 207, MCS2)

FCC ID: BCGA2764 IC: 579C-A2764	element	MEASUREMENT REPORT (CERTIFICATION)	Approved by: Technical Manager
Test Report S/N: 1C2205090028-21-R2.BCG	Test Dates: 5/30/2022 - 9/16/2022	EUT Type: Tablet Device	Page 133 of 282

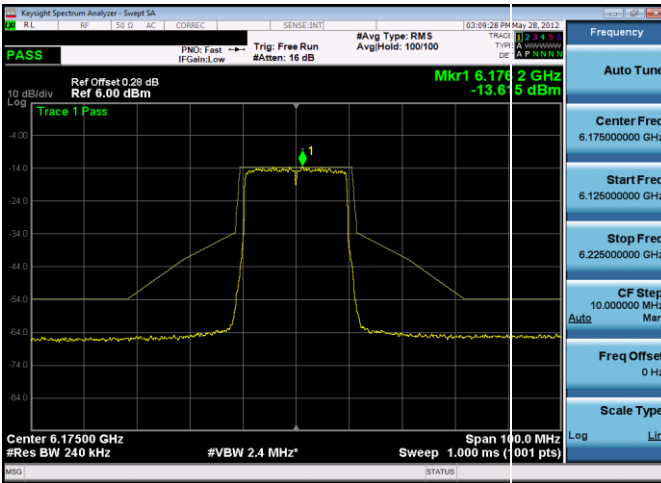
Mid Data Rate



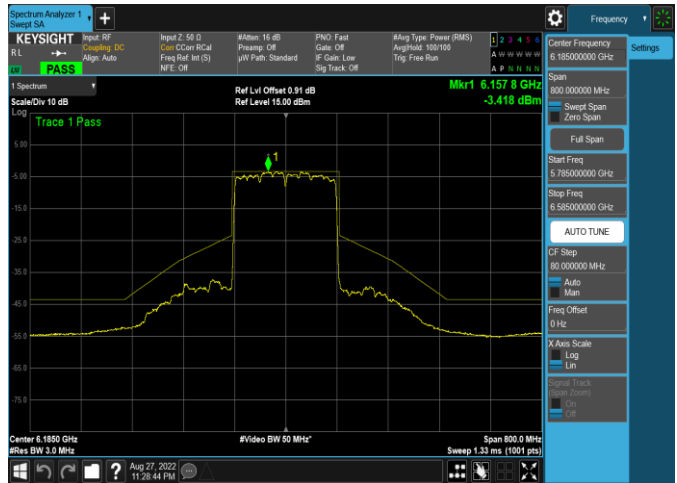
Plot 7-425. In-Band Emission Plot Antenna 4a (20MHz 802.11a (UNII Band 5) – Ch. 45, MCS4)



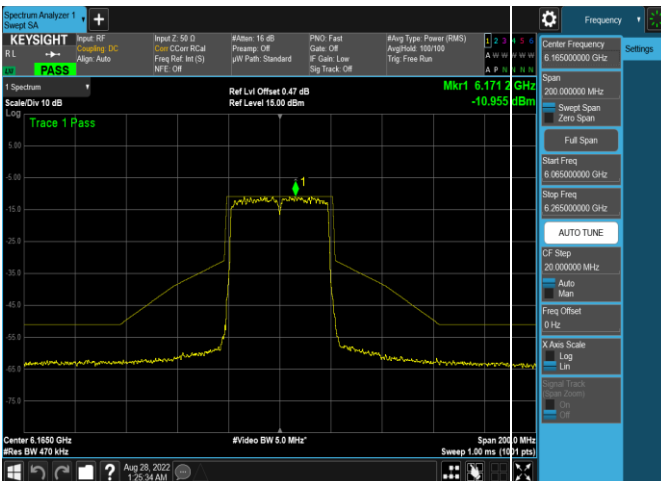
Plot 7-428. In-Band Emission Plot Antenna 4a (80MHz 802.11ax (UNII Band 5) – Ch. 39, MCS4)



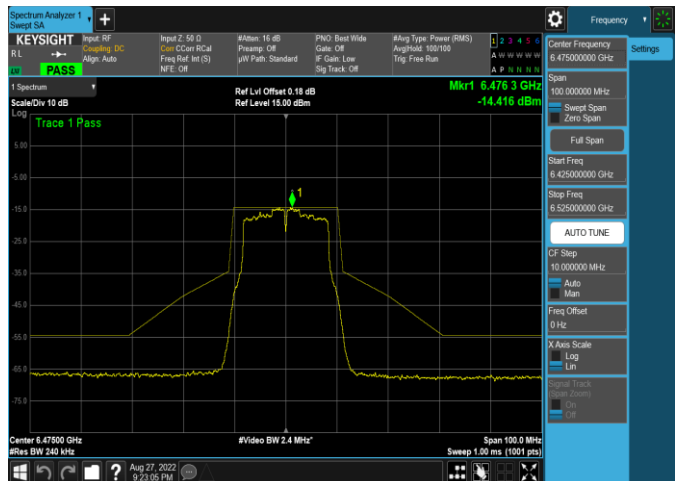
Plot 7-426. In-Band Emission Plot Antenna 4a (20MHz 802.11ax (UNII Band 5) – Ch. 45, MCS4)



Plot 7-429. In-Band Emission Plot Antenna 4a (160MHz 802.11ax (UNII Band 5) – Ch. 47, MCS4)

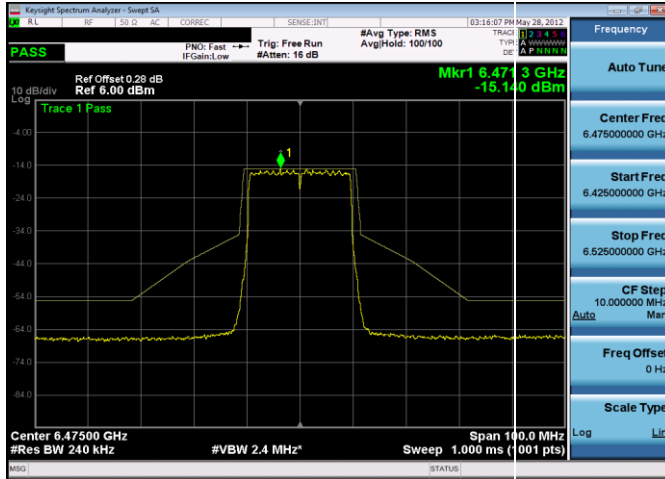


Plot 7-427. In-Band Emission Plot Antenna 4a (40MHz 802.11ax (UNII Band 5) – Ch. 43, MCS4)

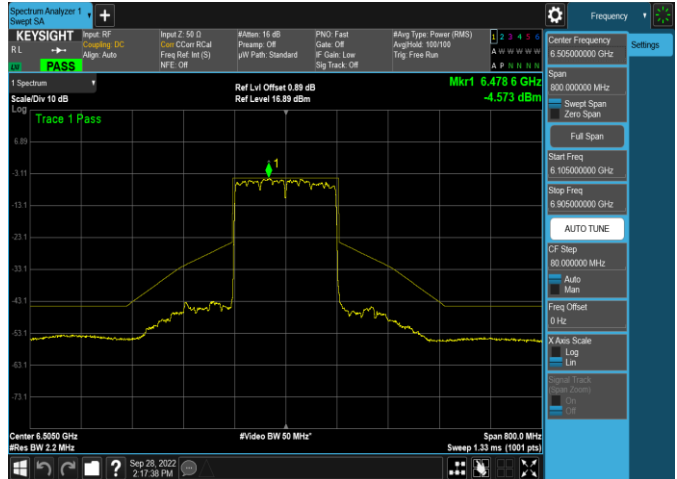


Plot 7-430. In-Band Emission Plot Antenna 4a (20MHz 802.11a (UNII Band 6) – Ch. 105, MCS4)

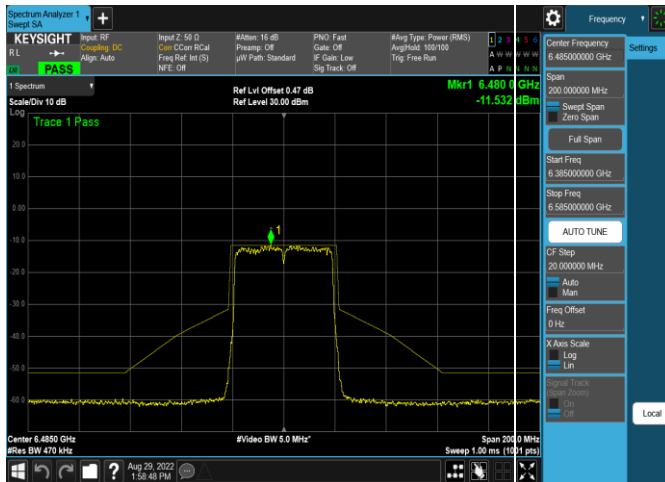
FCC ID: BCGA2764 IC: 579C-A2764		MEASUREMENT REPORT (CERTIFICATION)	Approved by: Technical Manager
Test Report S/N: 1C2205090028-21-R2.BCG	Test Dates: 5/30/2022 - 9/16/2022	EUT Type: Tablet Device	Page 134 of 282



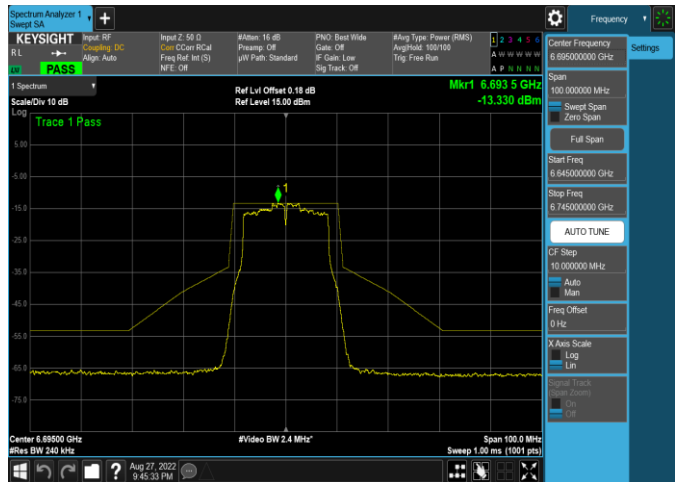
Plot 7-431. In-Band Emission Plot Antenna 4a (20MHz 802.11ax (UNII Band 6) – Ch. 105, MCS4)



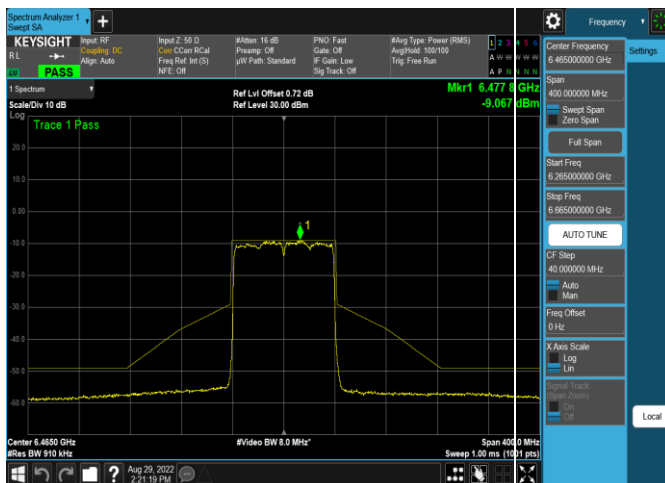
Plot 7-434. In-Band Emission Plot Antenna 4a (160MHz 802.11ax (UNII Band 6) – Ch. 111, MCS4)



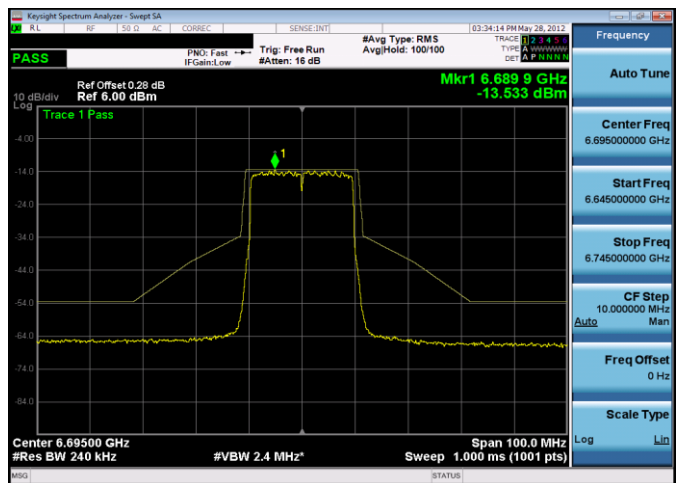
Plot 7-432. In-Band Emission Plot Antenna 4a (40MHz 802.11ax (UNII Band 6) – Ch. 107, MCS4)



Plot 7-435. In-Band Emission Plot Antenna 4a (20MHz 802.11a (UNII Band 7) – Ch. 149, MCS4)

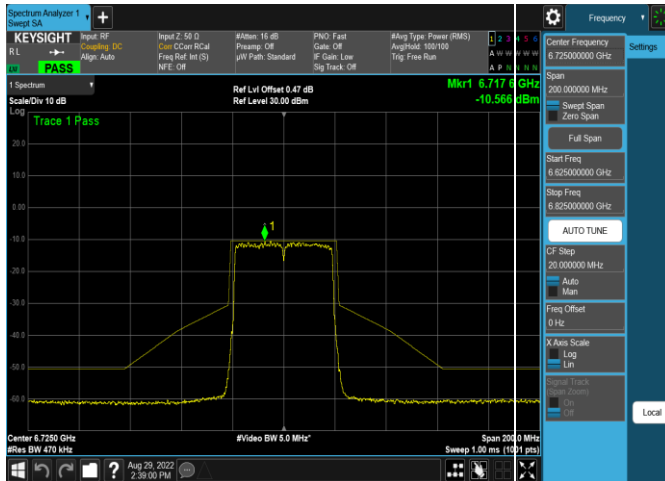


Plot 7-433. In-Band Emission Plot Antenna 4a (80MHz 802.11ax (UNII Band 6) – Ch. 103, MCS4)

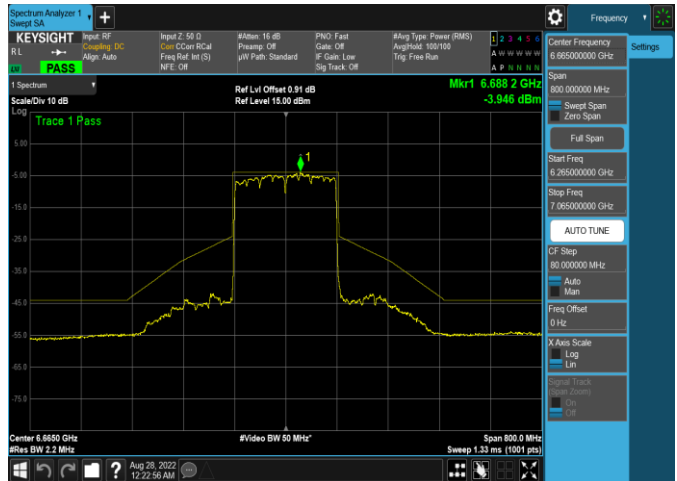


Plot 7-436. In-Band Emission Plot Antenna 4a (20MHz 802.11ax (UNII Band 7) – Ch. 149, MCS4)

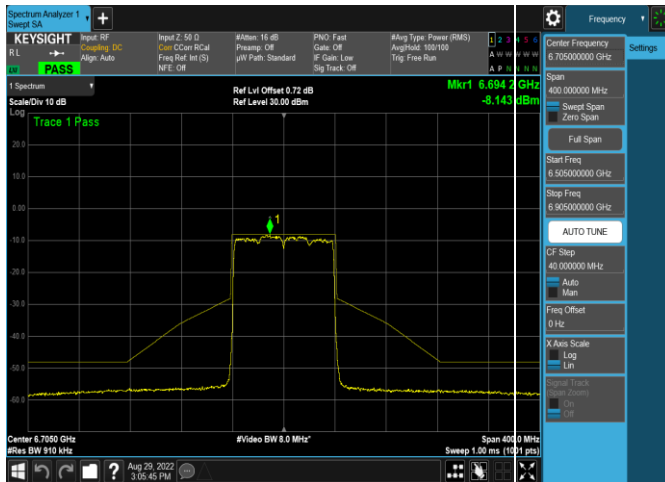
FCC ID: BCGA2764 IC: 579C-A2764	element	MEASUREMENT REPORT (CERTIFICATION)	Approved by: Technical Manager
Test Report S/N: 1C2205090028-21-R2.BCG	Test Dates: 5/30/2022 - 9/16/2022	EUT Type: Tablet Device	Page 135 of 282



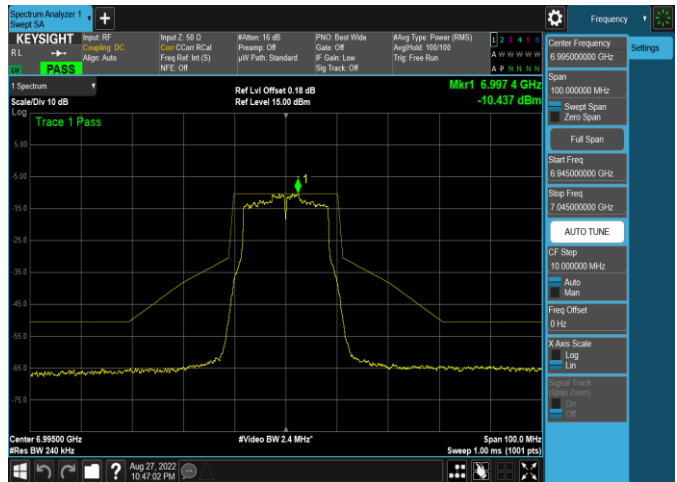
Plot 7-437. In-Band Emission Plot Antenna 4a (40MHz 802.11ax (UNII Band 7) – Ch. 155, MCS4)



Plot 7-439. In-Band Emission Plot Antenna 4a (160MHz 802.11ax (UNII Band 7) – Ch. 143, MCS4)



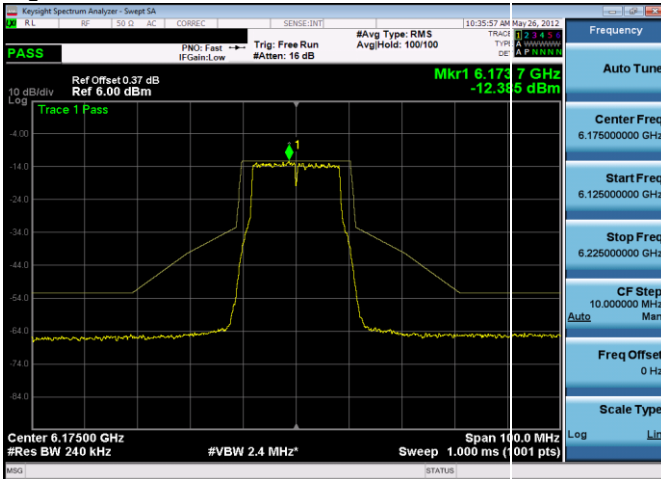
Plot 7-438. In-Band Emission Plot Antenna 4a (80MHz 802.11ax (UNII Band 7) – Ch. 151, MCS4)



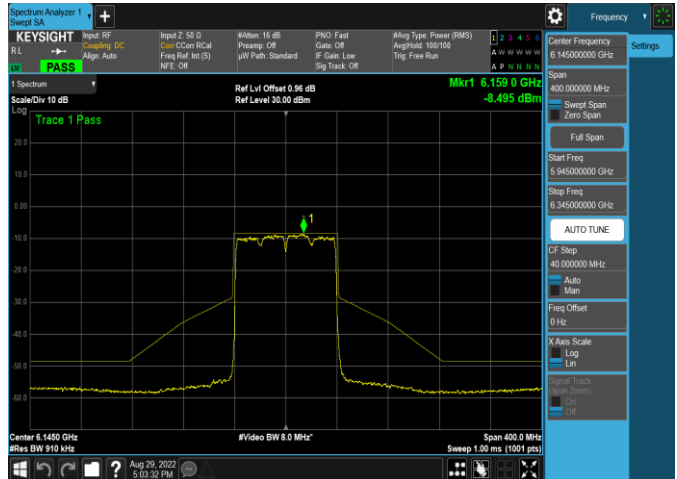
Plot 7-440. In-Band Emission Plot Antenna 4a (20MHz 802.11a (UNII Band 8) – Ch. 209, MCS4)

FCC ID: BCGA2764 IC: 579C-A2764	element	MEASUREMENT REPORT (CERTIFICATION)	Approved by: Technical Manager
Test Report S/N: 1C2205090028-21-R2.BCG	Test Dates: 5/30/2022 - 9/16/2022	EUT Type: Tablet Device	Page 136 of 282

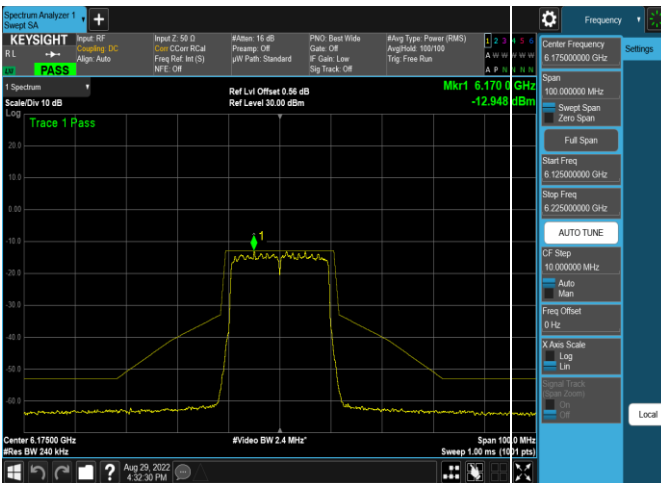
High Data Rate



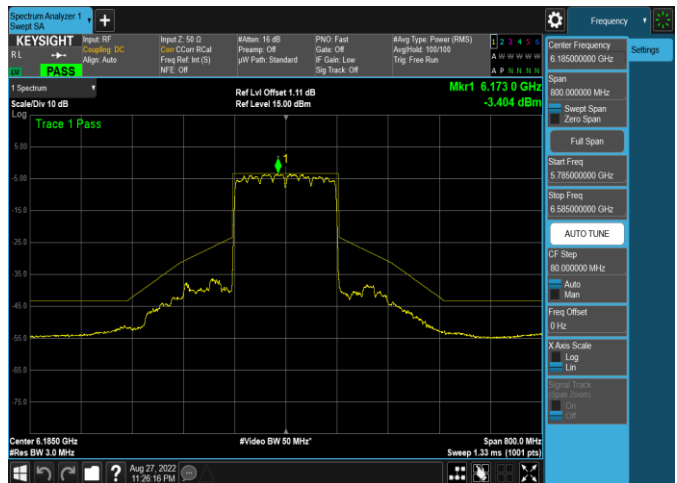
Plot 7-441. In-Band Emission Plot Antenna 4a (20MHz 802.11a (UNII Band 5) – Ch. 45, MCS11)



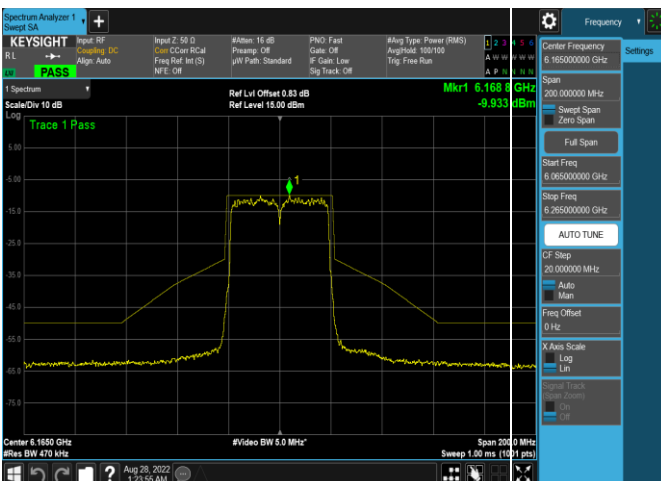
Plot 7-444. In-Band Emission Plot Antenna 4a (80MHz 802.11ax (UNII Band 5) – Ch. 39, MCS11)



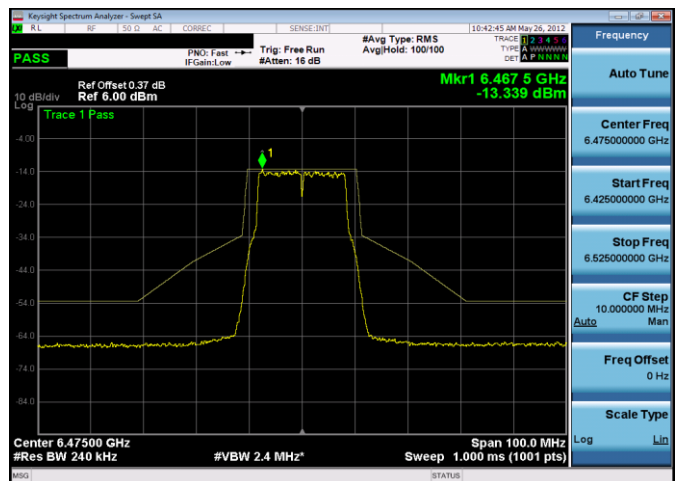
Plot 7-442. In-Band Emission Plot Antenna 4a (20MHz 802.11ax (UNII Band 5) – Ch. 45, MCS11)



Plot 7-445. In-Band Emission Plot Antenna 4a (160MHz 802.11ax (UNII Band 5) – Ch. 47, MCS11)

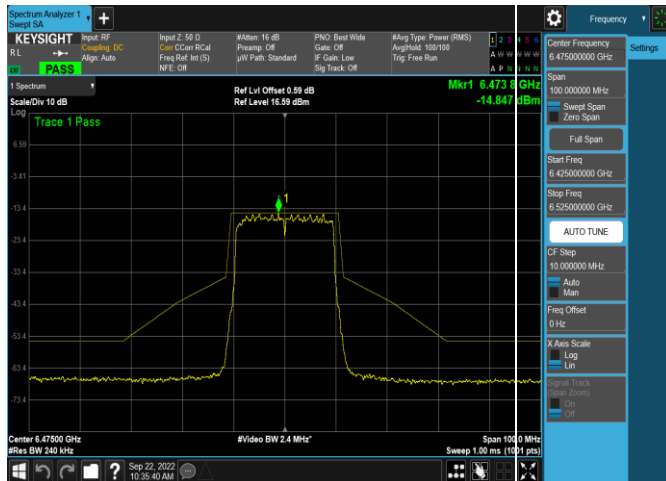


Plot 7-443. In-Band Emission Plot Antenna 4a (40MHz 802.11ax (UNII Band 5) – Ch. 43, MCS11)

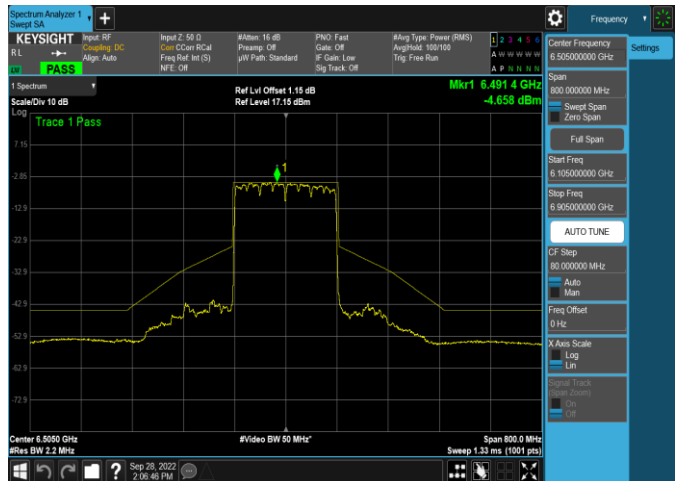


Plot 7-446. In-Band Emission Plot Antenna 4a (20MHz 802.11a (UNII Band 6) – Ch. 105, MCS11)

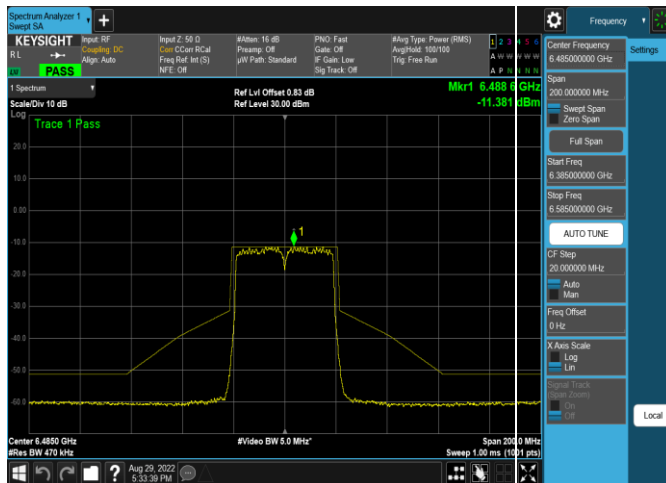
FCC ID: BCGA2764 IC: 579C-A2764		MEASUREMENT REPORT (CERTIFICATION)	Approved by: Technical Manager
Test Report S/N: 1C2205090028-21-R2.BCG	Test Dates: 5/30/2022 - 9/16/2022	EUT Type: Tablet Device	Page 137 of 282



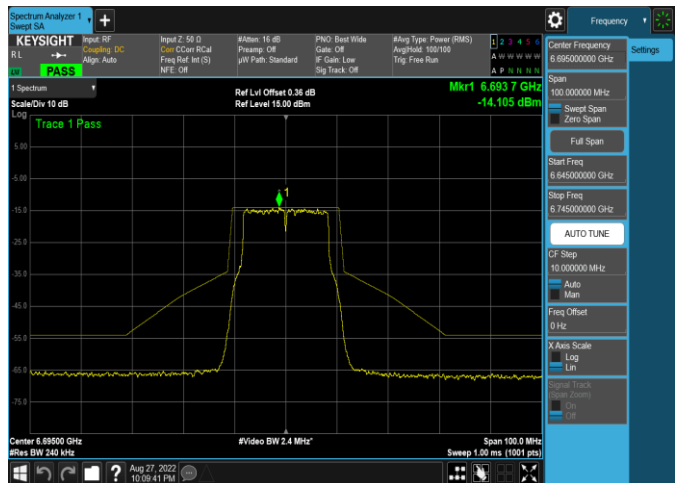
Plot 7-447. In-Band Emission Plot Antenna 4a (20MHz 802.11ax (UNII Band 6) – Ch. 105, MCS11)



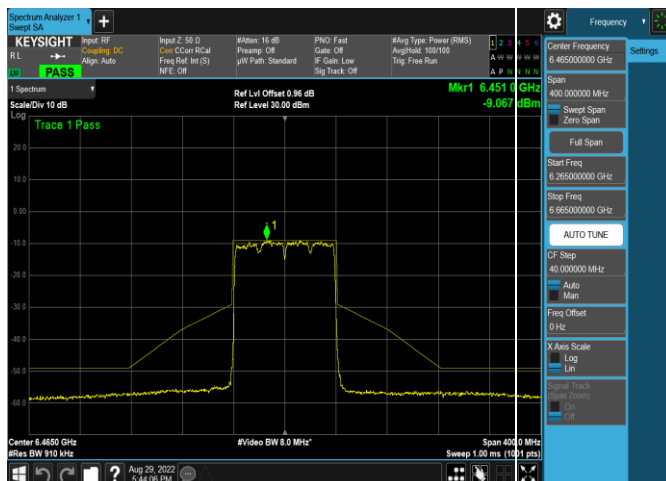
Plot 7-450. In-Band Emission Plot Antenna 4a (160MHz 802.11ax (UNII Band 6) – Ch. 111, MCS11)



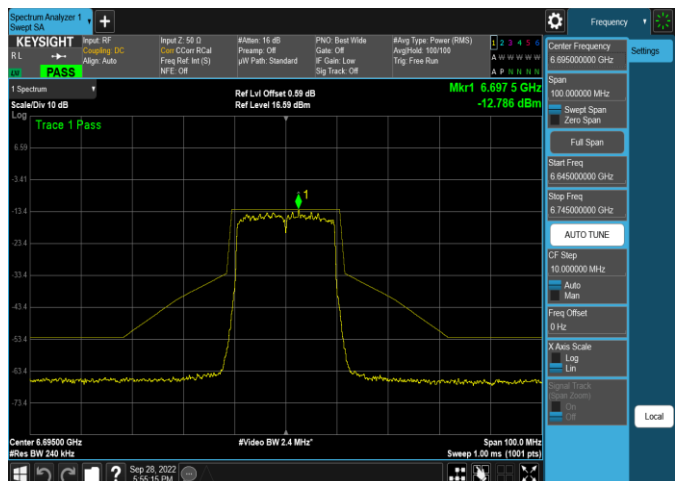
Plot 7-448. In-Band Emission Plot Antenna 4a (40MHz 802.11ax (UNII Band 6) – Ch. 107, MCS11)



Plot 7-451. In-Band Emission Plot Antenna 4a (20MHz 802.11a (UNII Band 7) – Ch. 149, MCS11)

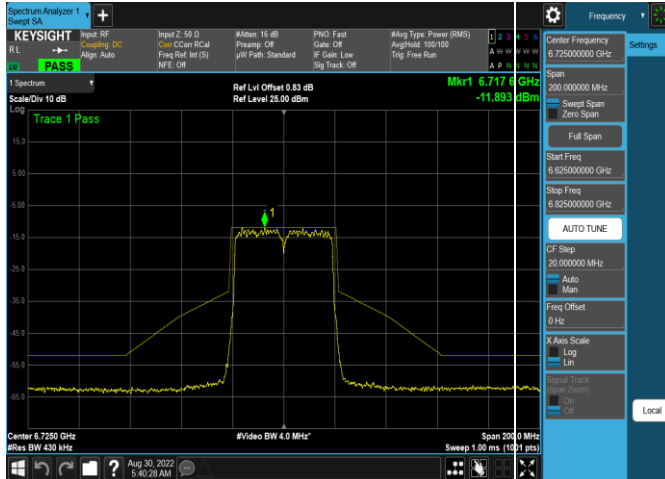


Plot 7-449. In-Band Emission Plot Antenna 4a (80MHz 802.11ax (UNII Band 6) – Ch. 103, MCS11)

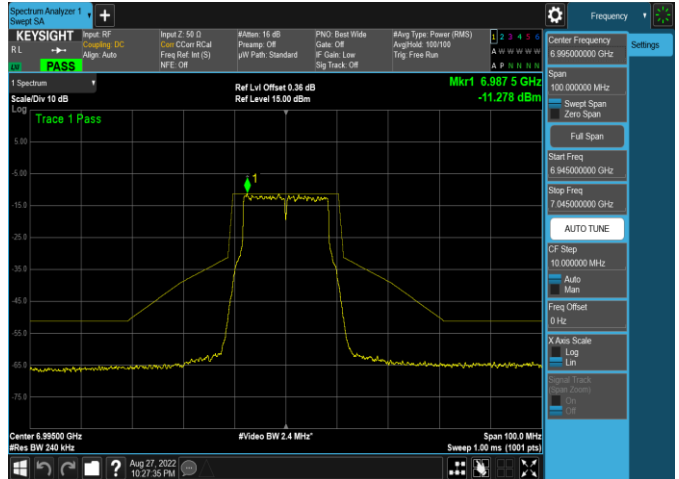


Plot 7-452. In-Band Emission Plot Antenna 4a (20MHz 802.11ax (UNII Band 7) – Ch. 149, MCS11)

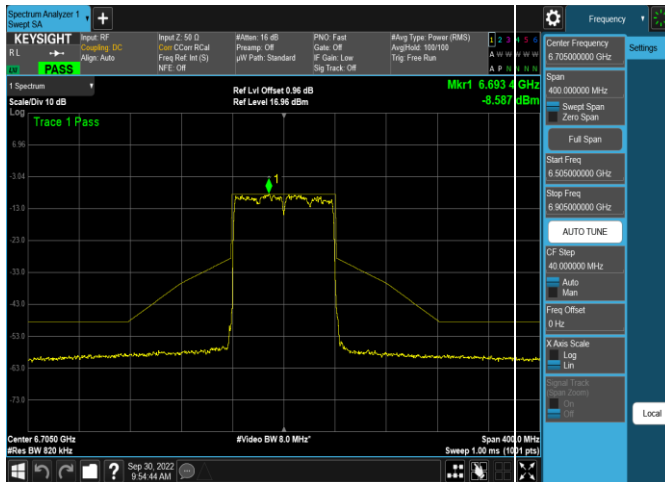
FCC ID: BCGA2764 IC: 579C-A2764	element	MEASUREMENT REPORT (CERTIFICATION)	Approved by: Technical Manager
Test Report S/N: 1C2205090028-21-R2.BCG	Test Dates: 5/30/2022 - 9/16/2022	EUT Type: Tablet Device	Page 138 of 282



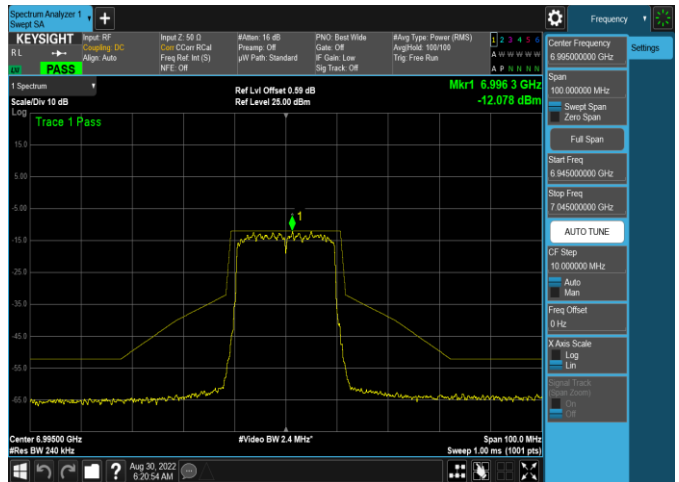
Plot 7-453. In-Band Emission Plot Antenna 4a (40MHz 802.11ax (UNII Band 7) – Ch. 155, MCS11)



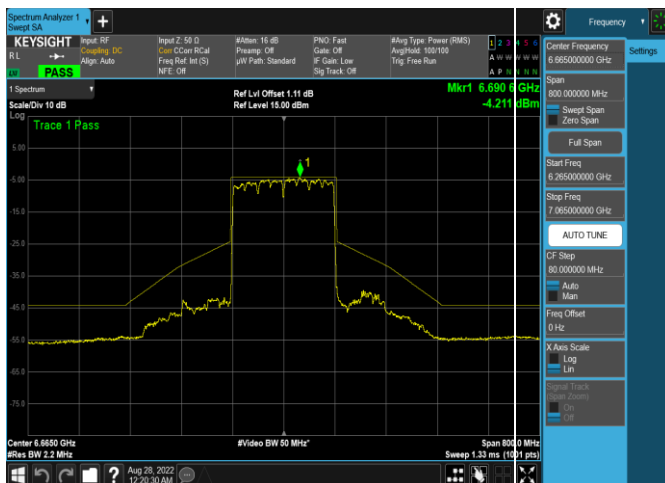
Plot 7-456. In-Band Emission Plot Antenna 4a (20MHz 802.11a (UNII Band 8) – Ch. 209, MCS11)



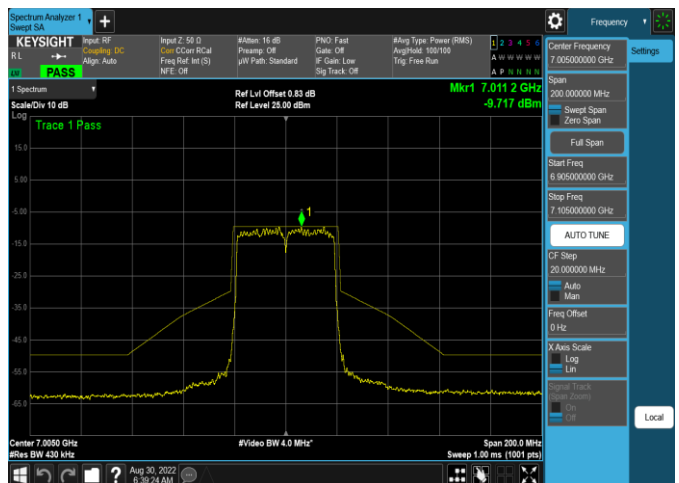
Plot 7-454. In-Band Emission Plot Antenna 4a (80MHz 802.11ax (UNII Band 7) – Ch. 151, MCS11)



Plot 7-457. In-Band Emission Plot Antenna 4a (20MHz 802.11ax (UNII Band 8) – Ch. 209, MCS11)

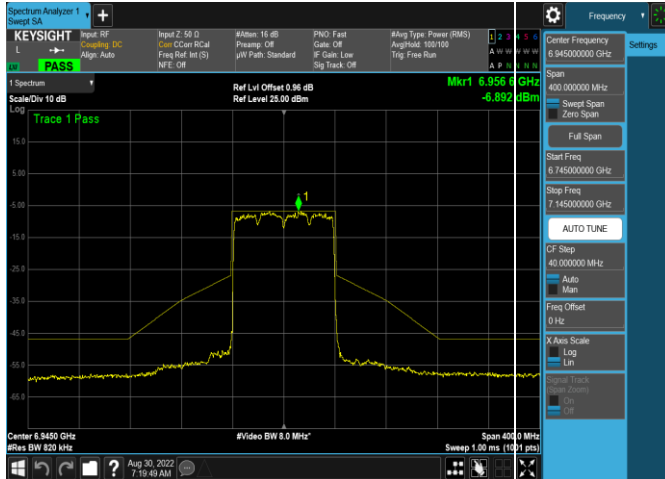


Plot 7-455. In-Band Emission Plot Antenna 4a (160MHz 802.11ax (UNII Band 7) – Ch. 143, MCS11)

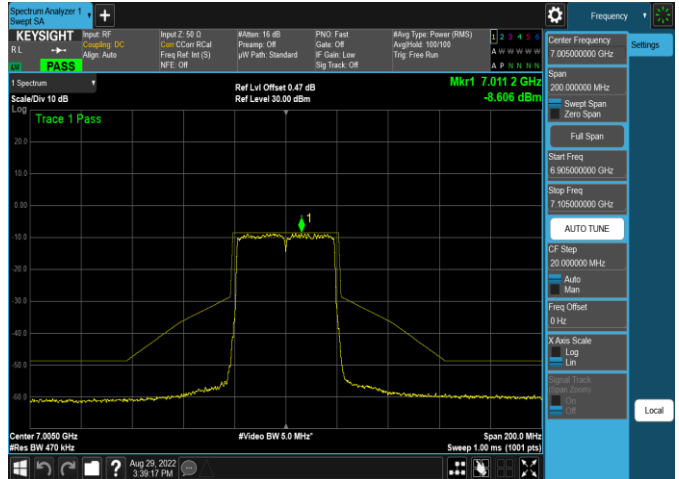


Plot 7-458. In-Band Emission Plot Antenna 4a (40MHz 802.11ax (UNII Band 8) – Ch. 211, MCS11)

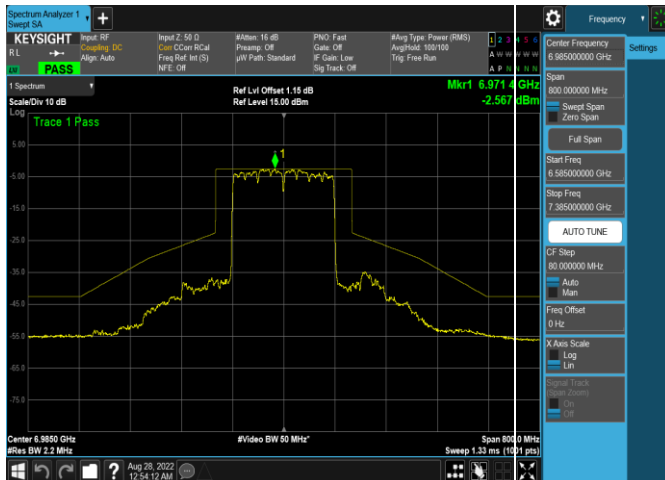
FCC ID: BCGA2764 IC: 579C-A2764	element	MEASUREMENT REPORT (CERTIFICATION)	Approved by: Technical Manager
Test Report S/N: 1C2205090028-21-R2.BCG	Test Dates: 5/30/2022 - 9/16/2022	EUT Type: Tablet Device	Page 139 of 282



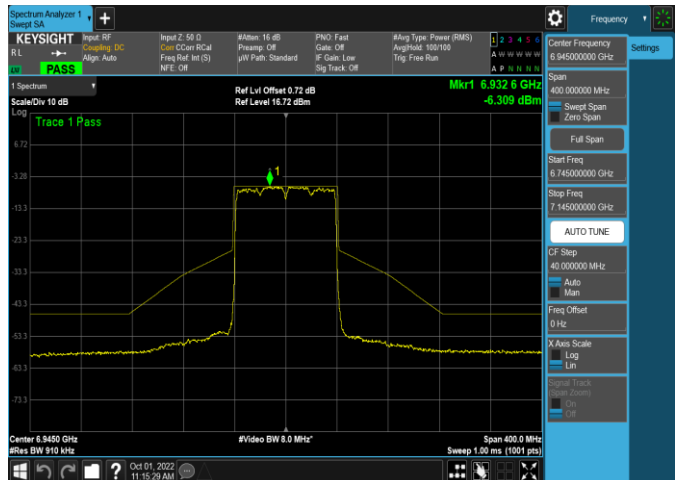
Plot 7-459. In-Band Emission Plot Antenna 4a (80MHz 802.11ax (UNII Band 8) – Ch. 199, MCS11)



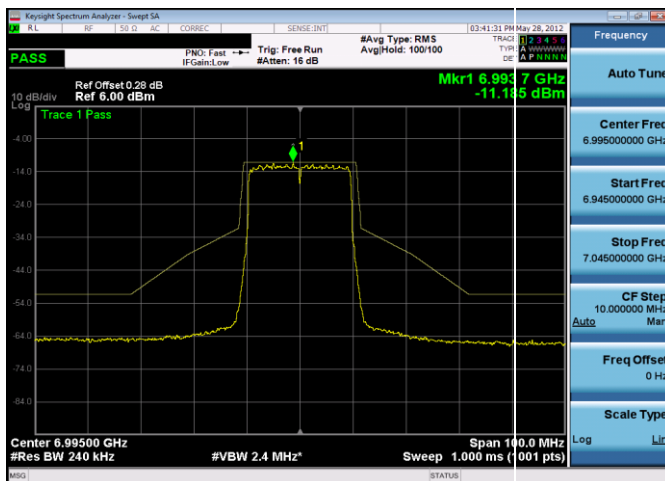
Plot 7-462. In-Band Emission Plot Antenna 4a (40MHz 802.11ax (UNII Band 8) – Ch. 211, MCS11)



Plot 7-460. In-Band Emission Plot Antenna 4a (160MHz 802.11ax (UNII Band 8) – Ch. 207, MCS11)



Plot 7-463. In-Band Emission Plot Antenna 4a (80MHz 802.11ax (UNII Band 8) – Ch. 199, MCS11)



Plot 7-461. In-Band Emission Plot Antenna 4a (20MHz 802.11ax (UNII Band 8) – Ch. 209, MCS11)

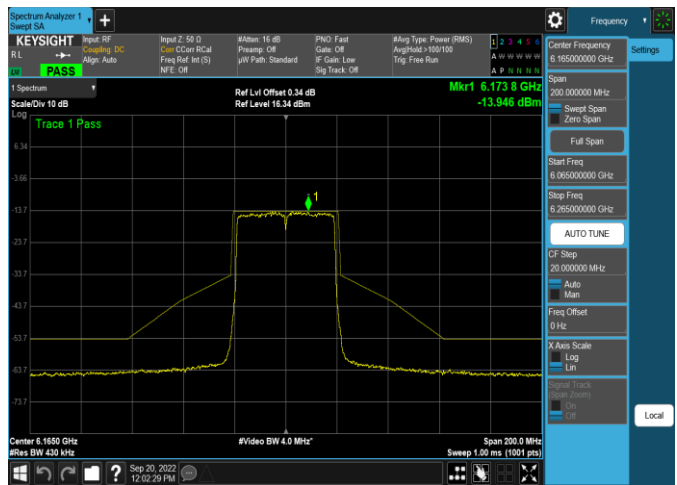
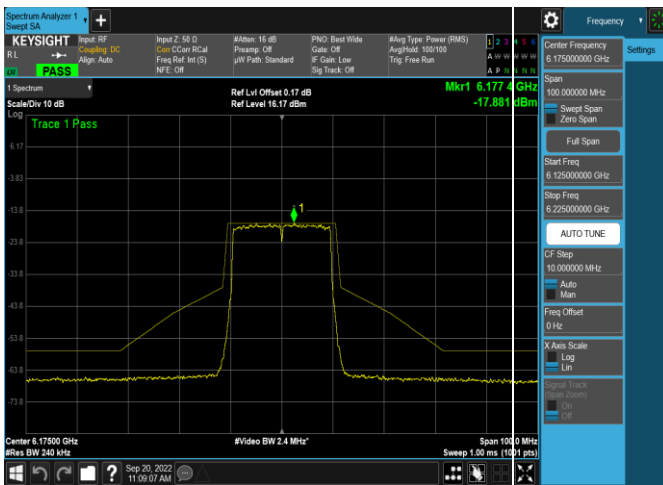
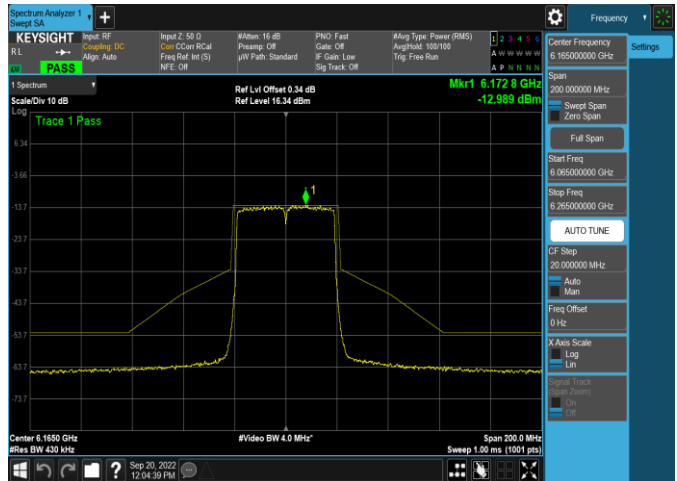
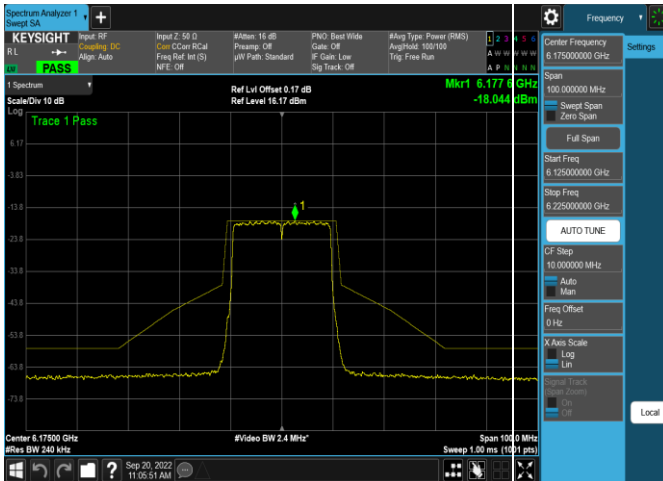


Plot 7-464. In-Band Emission Plot Antenna 4a (160MHz 802.11ax (UNII Band 8) – Ch. 207, MCS11)

FCC ID: BCGA2764 IC: 579C-A2764	MEASUREMENT REPORT (CERTIFICATION)	Approved by: Technical Manager
Test Report S/N: 1C2205090028-21-R2.BCG	Test Dates: 5/30/2022 - 9/16/2022	Page 140 of 282
	EUT Type: Tablet Device	

7.5.3 SDM In-Band Emission Measurements

Low Data Rate



FCC ID: BCGA2764 IC: 579C-A2764	element	MEASUREMENT REPORT (CERTIFICATION)	Approved by: Technical Manager
Test Report S/N: 1C2205090028-21-R2.BCG	Test Dates: 5/30/2022 - 9/16/2022	EUT Type: Tablet Device	Page 141 of 282