

17. Photographs of EUT







Test Setup for Powerline Conducted Emissions (AC Mains)




Test Setup for Powerline Conducted Emissions (AC Mains)




Test Setup for Frequency Stability




Test Setup for Frequency Stability




Test Setup for Spurious Radiated Emissions – Antenna Polarization Horizontal



Test Setup for Spurious Radiated Emissions – Antenna Polarization Vertical



Test Setup for Spurious Radiated Emissions, 30-1000MHz – Antenna Polarization Horizontal



Test Setup for Spurious Radiated Emissions, 30-1000MHz – Antenna Polarization Vertical