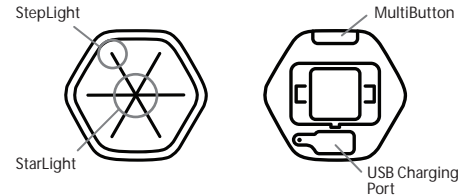
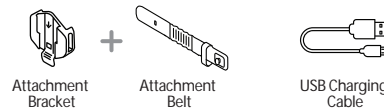


Parts and Accessories

OPERATION




CONTENTS



Attention

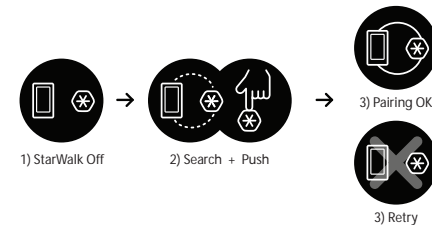
- * Charge the StarWalk fully before your first use. A full charge takes about 2 hours.
- * The StarWalk will need to be re-synchronized after charging from a state of full discharge.
- * The connection range between the StarWalk and your smart phone is 10 meters.
- * The StarWalk is waterproof up to IPX7, but for maximum reliability, dry thoroughly after contact with water or if fully submerged. Close the USB charging port cover securely over the charging port while the StarWalk is in use.
- * Rinse the StarWalk lightly with fresh water if the device comes in contact with saltwater.
- * To pair the StarWalk with your smart phone, start with the StarWalk device turned off.

Charging




Use the USB charging cable to charge the StarWalk from a USB power source. The StarWalk will flash green when charging is complete. The StarWalk will flash red when it needs to be charged and while it is plugged into the charger.

Pairing



1. Turn the StarWalk off.
2. Log into the StarWalk smart phone application and complete your dog profile.
3. Click Device > Pairing the StarWalk > Search, in the app.
4. Hold down the MultiButton on the StarWalk until you see the completed message on the app.

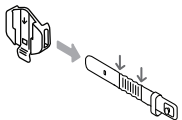
On/Off



On: To turn on the StarWalk, hold down the MultiButton for 3 seconds until the StarLight flashes in white.

Off: To turn off the StarWalk, hold down the Multibutton for 3 seconds until the StarLight flashes in red.

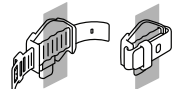
Attaching the Belt Bracket



1. Align the guideline on the belt as shown and insert it into the attachment bracket.







2. Slide the StarWalk into the attachment bracket until you hear a soft click.



3. Wrap the bracket belt around your dog's collar as shown.

Using the MultiButton

Mode	Operation
Goal Progress 	Press the MultiButton once when the StarWalk is turned on to check your dog's goal progress. The StepLights will flash for 1 minute with each StepLight representing 20% of your dog's daily goal.
Night Walk 	Press the MultiButton again while in Goal Progress to turn on the Night Walk feature. The StarLight will continue to flash to increase the visibility of your dog while walking at night. Press the MultiButton again to turn off the Night Walk feature. Night Walk can also be turned on through the App.
Idleness 	When your dog has been idle for 30 minutes, the StepLights will flash rapidly for 1 minute (idle alerts are turned off during sleep mode, between 12 AM - 6 AM).
Event Alert 	When a user set event alert goes off, the StarLight will flash red rapidly together with the StepLights for 1 minute.

Warranty and repair information

The StarWalk comes with a 1-YEAR WARRANTY. The warranty begins from the date of purchase. For the first year, coverage is for Parts, Labor, and Accessories. After the first year, the cost of Parts, Accessories, Labor fees, and Shipping fees incurred are the customers' responsibility. Labor fees will be variable depending on the extent of the work required.

FCC (Federal Communications Commission)

This equipment has been tested and found to comply with the limits for a Class B digital device, pursuant to Part 15 of the FCC Rules. These limits are designed to provide reasonable protection against harmful interference in a residential installation.

This equipment generates uses and can radiate radio frequency energy and, if not installed and used in accordance with the instructions, may cause harmful interference to radio communications. However, there is no guarantee that interference will not occur in a particular installation. If this equipment does cause harmful interference to radio or television reception, which can be determined by turning the equipment off and on, the user is encouraged to try to correct the interference by one or more of the following measures:

- Reorient or relocate the receiving antenna.
- Increase the separation between the equipment and receiver.
- Connect the equipment into an outlet on a circuit different from that to which the receiver is connected.
- Consult the dealer or an experienced radio/TV technical for help.

WARNING: This equipment may generate or use radio frequency energy. Changes or modifications to this equipment may cause harmful interference unless the modifications are expressly approved in the instruction manual. The user could lose the authority to operate this equipment if an unauthorized change or modification is made.

This device complies with Part 15 of the FCC's Rules. Operation is subject to the following two Conditions:

1. This device may not cause harmful interference, and
2. This device must accept any interference received, including interference that may cause undesirable operation.



The StarWalk application is compatible with **Android 4.3 and up**, and **iOS 7.0 and up**. For a detailed list of compatible devices, please visit www.iqpetcollar.com/starwalk.

iQ Pet by Dogtra Company

22912 Lockness Avenue, Torrance, CA 90501 U.S.A.

Tel: 310-534-0101 / Fax: 310-534-9111

Toll free: 888-811-9111 / Email: info@iqpetcollar.com

Website: www.iqpetcollar.com

Copyright © 2014 Dogtra Company All Rights Reserved. (1)

 **StarWalk**
Owner's manual