






Test set-up photos J13422-1 (Salunda)


1.1 Radiated emissions 30 MHz -1 GHz





1.2 Radiated emissions above 1 GHz







1.3 Radiated emissions 150 kHz - 30 MHz



1.4 AC power line conducted emissions

