

## NEED HELP?

Contact us at [Jabra.com/contact](https://Jabra.com/contact)

**Jabra** <sup>GN</sup>  
A GN COMPANY

## GET STARTED

ELITE 85t

## REGISTER YOUR 2-YEAR WARRANTY

with the Jabra Sound+ app



ENGLISH.....	1
PORTUGUÊS (BRASIL).....	7
ESPAÑOL (MÉXICO).....	13
РУССКИЙ.....	19
简体中文 .....	25
한국어.....	31



[Jabra.com/manuals](https://Jabra.com/manuals)

# HOW TO POWER ON



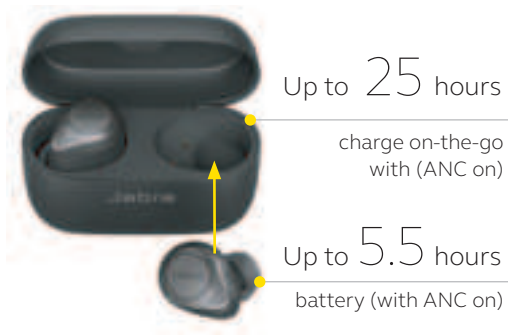
Remove from charging case and push the buttons on both earbuds for one second to power on.

# HOW TO PAIR

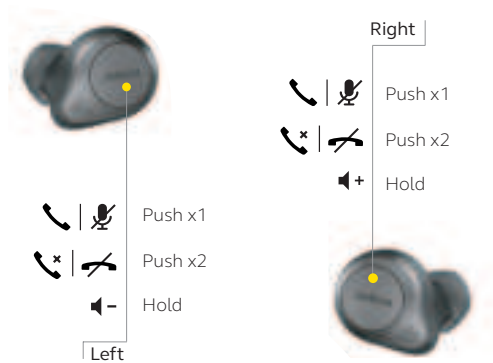


Push the buttons on both earbuds for three seconds and then follow the voice instructions to pair to your phone.

# HOW TO CHARGE



# HOW TO USE - CALLS



# HOW TO USE - MUSIC



Push x1



Push x2



Push x3



Hold

Left

Right



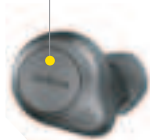
Push x1



Push x2



Hold



© 2020 GN Audio A/S. All rights reserved. Jabra® is a trademark of GN Audio A/S. The Bluetooth® word mark and logos are registered trademarks owned by the Bluetooth SIG, Inc. and any use of such marks by GN Audio A/S is under license.

---

MADE IN CHINA  
MODEL: OTE130R (RIGHT EARBUD),  
OTE130L (LEFT EARBUD),  
CPB130 (CRADLE)

---

