

EXHIBIT 7. PRESCAN TO DETERMINED WORST CASE SAR MEASUREMENT

The EUT were pre-scanned to determined location of the hot spot locations where the highest SAR would be located. The pre-scans were conducted on the waist of a full body open back phantom and the EUT was operating at 836.5 MHz. Pre-scans were performed in the following configurations:

1. Back of EUT in contact and parallel to phantom
2. Top of EUT in contact and parallel to phantom
3. Front of EUT in contact and parallel to phantom
4. Left side of EUT in contact and parallel to phantom
5. Right side of EUT in contact and parallel to phantom

The previous scans made on the 5 faces indicated that the hot spot is located near the antenna PCB assembly at the top of the EUT. The Base of the EUT was therefore not scanned as all scans indicated very low emissions in this area.

The following pre-scans test data results in their respective order indicates that test configuration #1 is the worst-case, complete test will be performed in those configurations.

Pre-scan test results at 836.5 MHz with EUT Face in contact with phantom surface

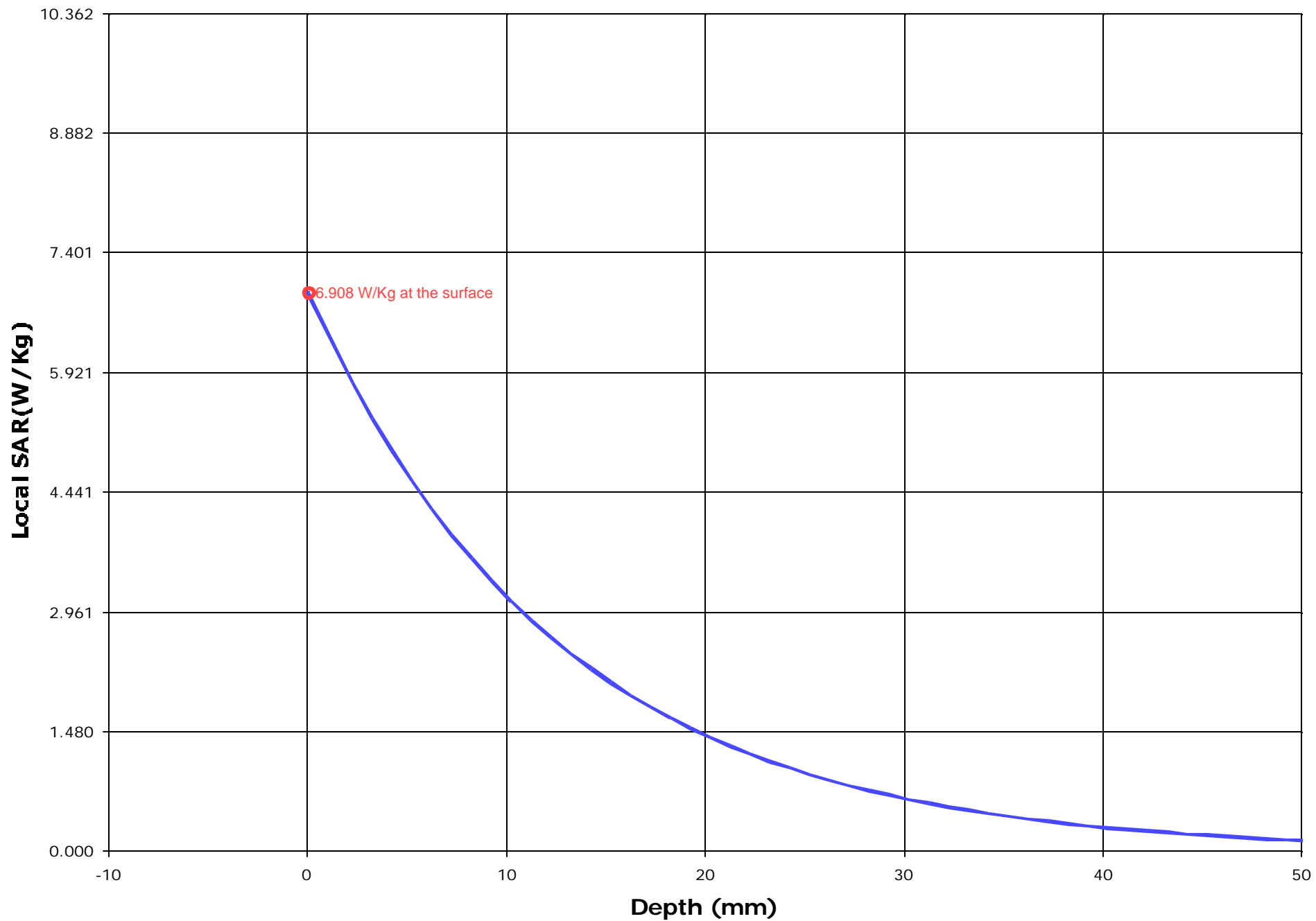
EUT Face Scanned	Maximum SAR Observed (W/Kg)	Location of Hot Spot
Back	4.638	Antenna Feed area
Top	0.903	Antenna Feed area
Front	0.461	Antenna Feed area
Left	0.682	Antenna Feed area
Right	0.551	Antenna Feed area

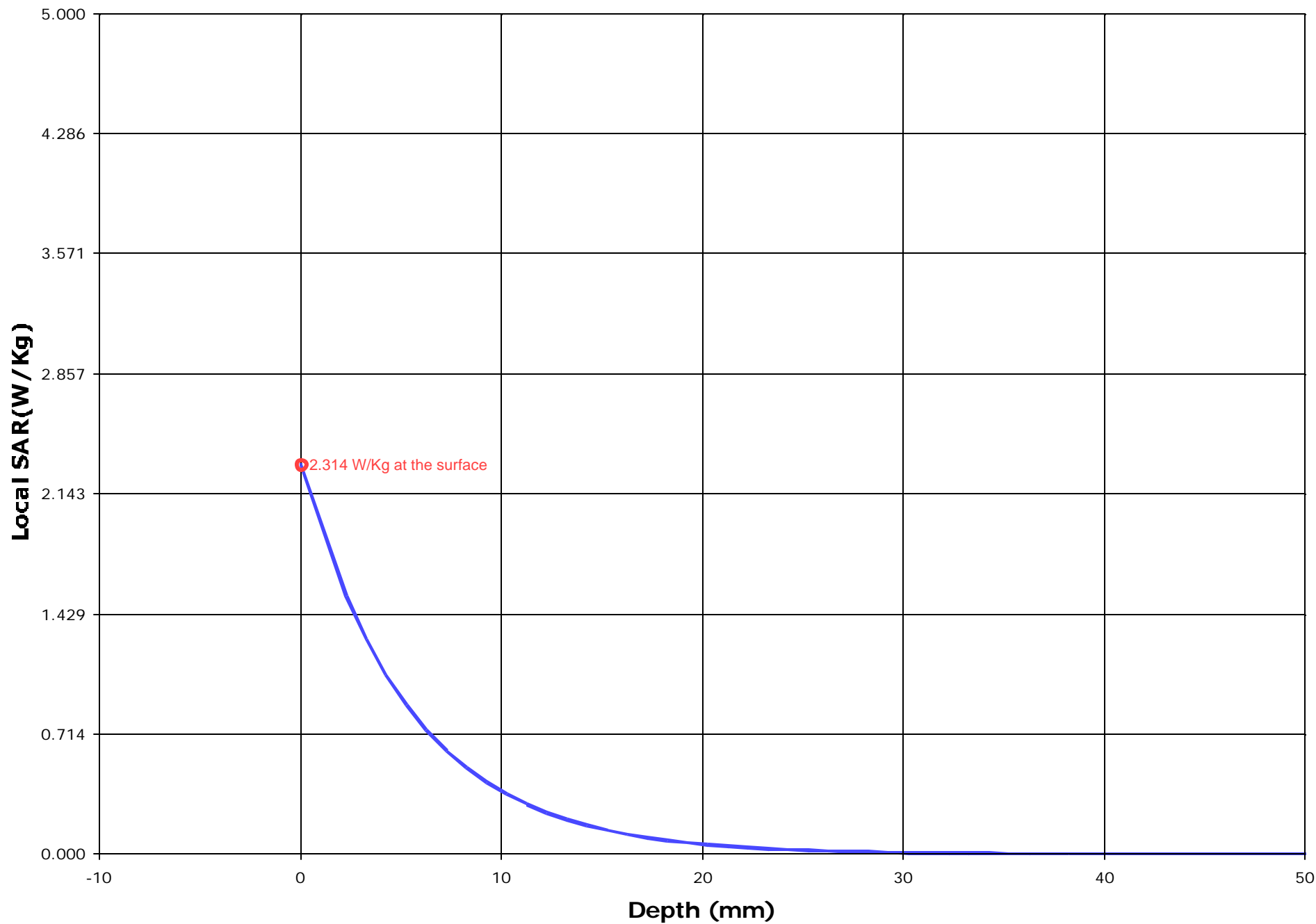
ULTRATECH GROUP OF LABS

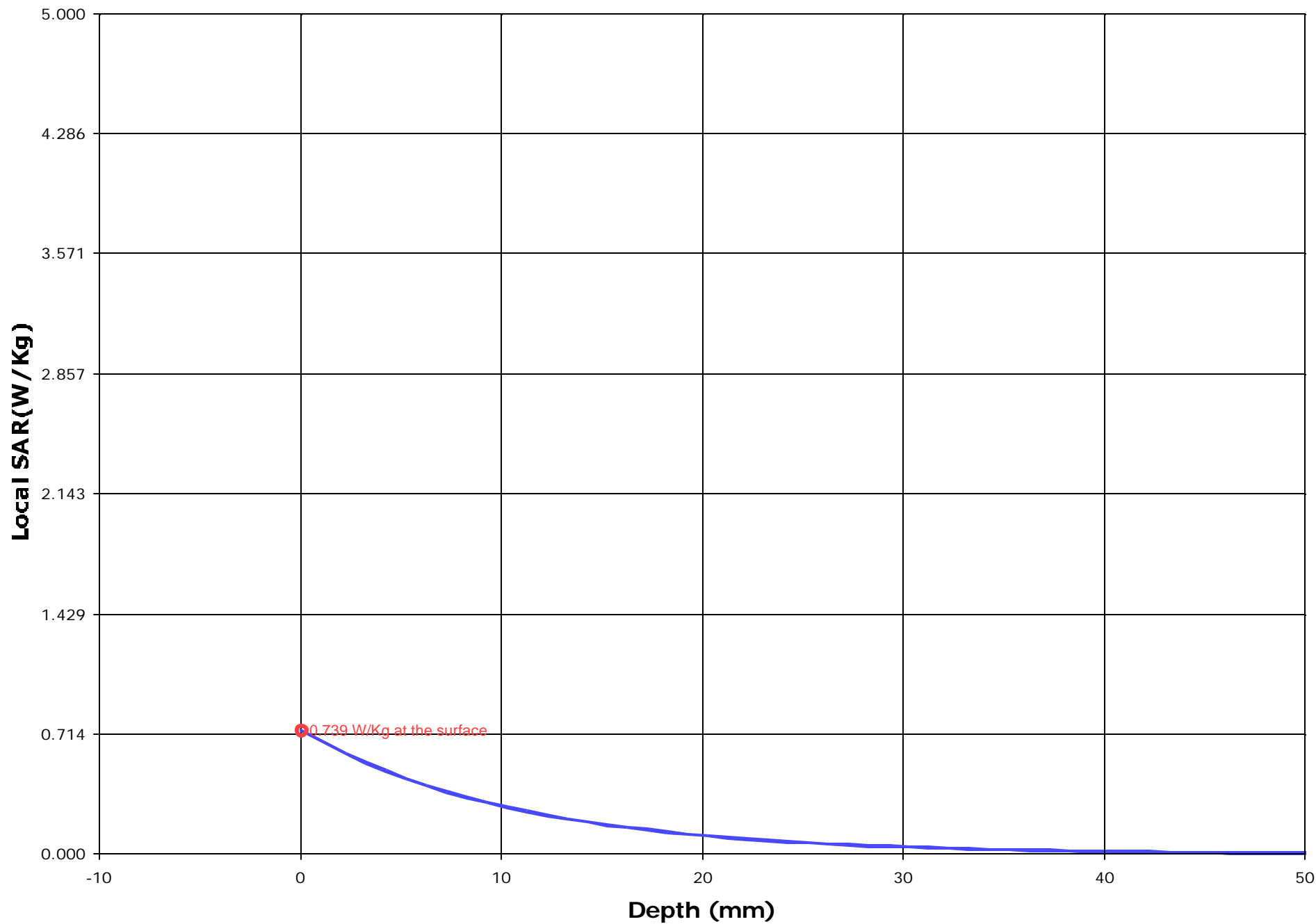
3000 Bristol Circle, Oakville, Ontario, Canada L6H 6G4
Tel. #: 905-829-1570, Fax. #: 905-829-8050, Email: yhk.ultratech@sympatico.ca, Website: <http://www.ultratech-labs.com>

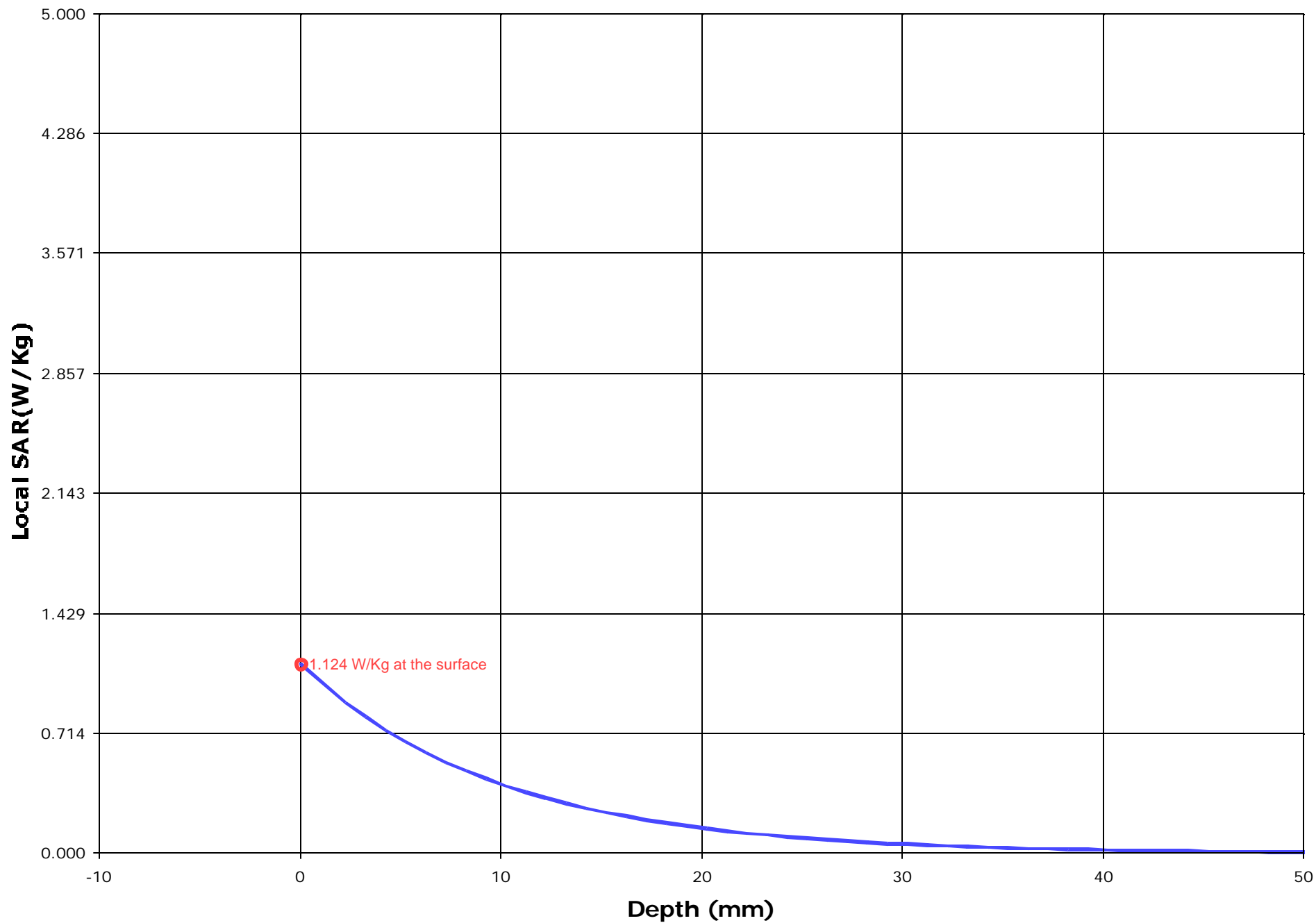
File #: LIP9-SAR
October 23, 2001

- Assessed by ITI (UK) Competent Body, NVLAP (USA) Accreditation Body & ACA/AUSTEL (Australia), VCCI (Japan)
- Accredited by Industry Canada (Canada) under ACC-LAB (Europe/Canada MRA and APEC/Canada MRA)
- Recognized/Listed by FCC (USA)
- All test results contained in this engineering test report are traceable to National Institute of Standards and Technology (NIST)









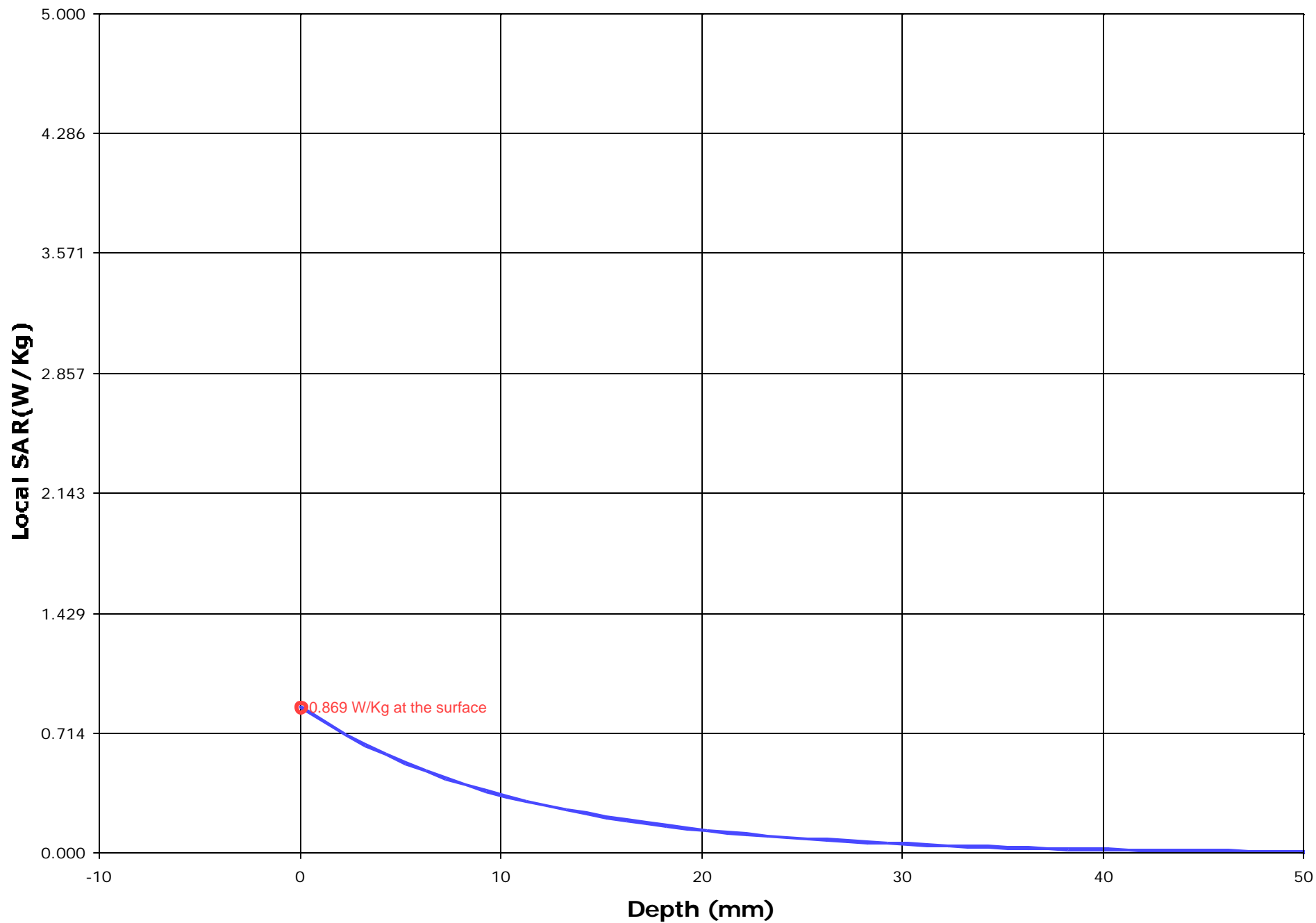


EXHIBIT 8. 824 MHz SAR MEASUREMENT

Test data for 824 MHz SAR measurements are presented in following order:

Back surface of EUT parallel to phantom waist:

- ▶ 15 mm away from phantom
- ▶ 25 mm away from phantom

Detailed SAR results with EUT relocated for maximum contact with phantom surface

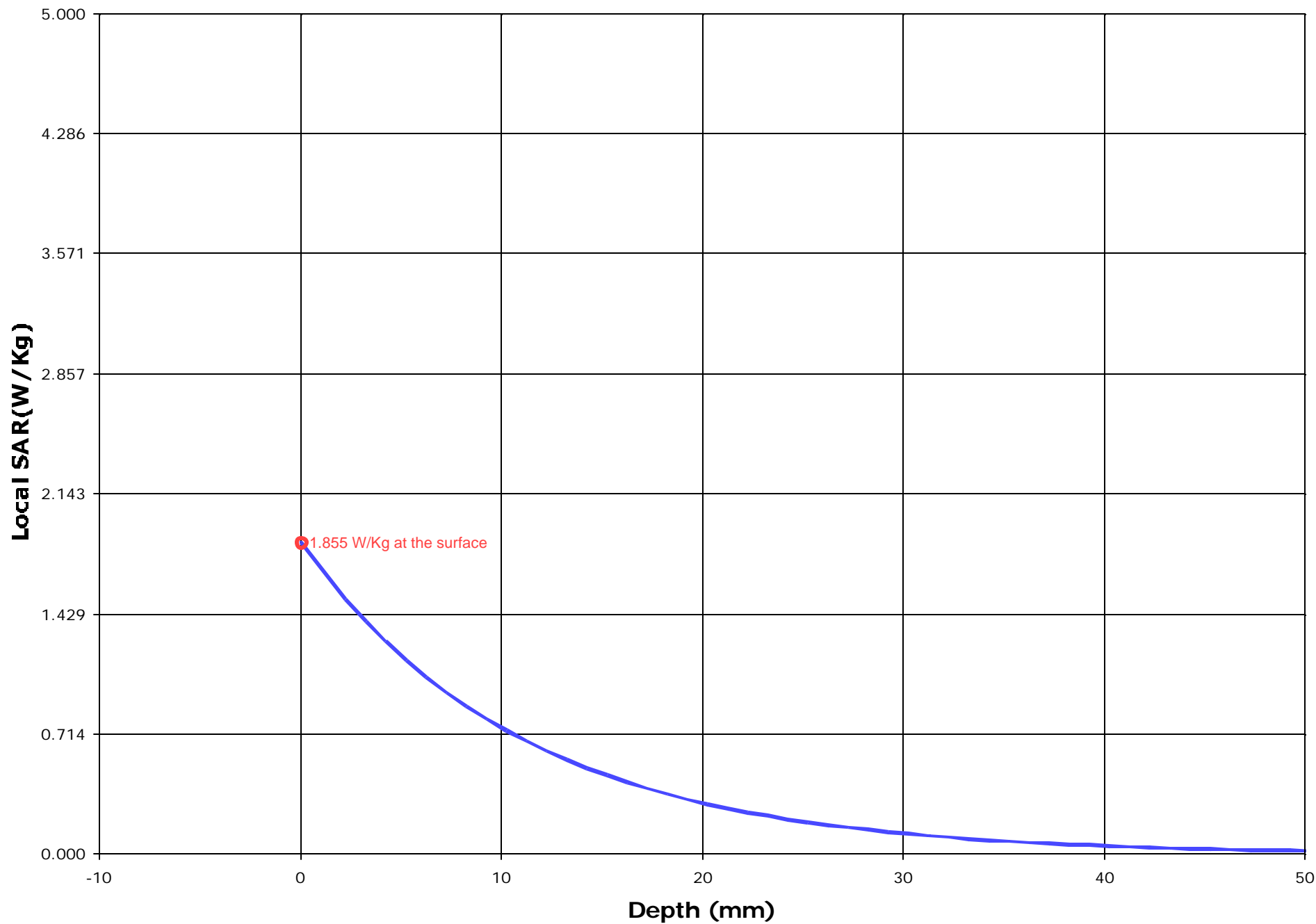
EUT Configurations	EUT Separation Distance to Phantom (mm)	Antenna Position	SAR (W/kg)
			Device Test Frequency & Output 824 MHz, 489.8 mW (ERP)
Back surface of EUT parallel to phantom waist	15	Internal	1.184
	25	Internal	0.530

ULTRATECH GROUP OF LABS

3000 Bristol Circle, Oakville, Ontario, Canada L6H 6G4
Tel. #: 905-829-1570, Fax. #: 905-829-8050, Email: yhk.ultratech@sympatico.ca, Website: <http://www.ultratech-labs.com>

File #: LIP9-SAR
October 23, 2001

- Assessed by ITI (UK) Competent Body, NVLAP (USA) Accreditation Body & ACA/AUSTEL (Australia), VCCI (Japan)
- Accredited by Industry Canada (Canada) under ACC-LAB (Europe/Canada MRA and APEC/Canada MRA)
- Recognized/Listed by FCC (USA)
- All test results contained in this engineering test report are traceable to National Institute of Standards and Technology (NIST)



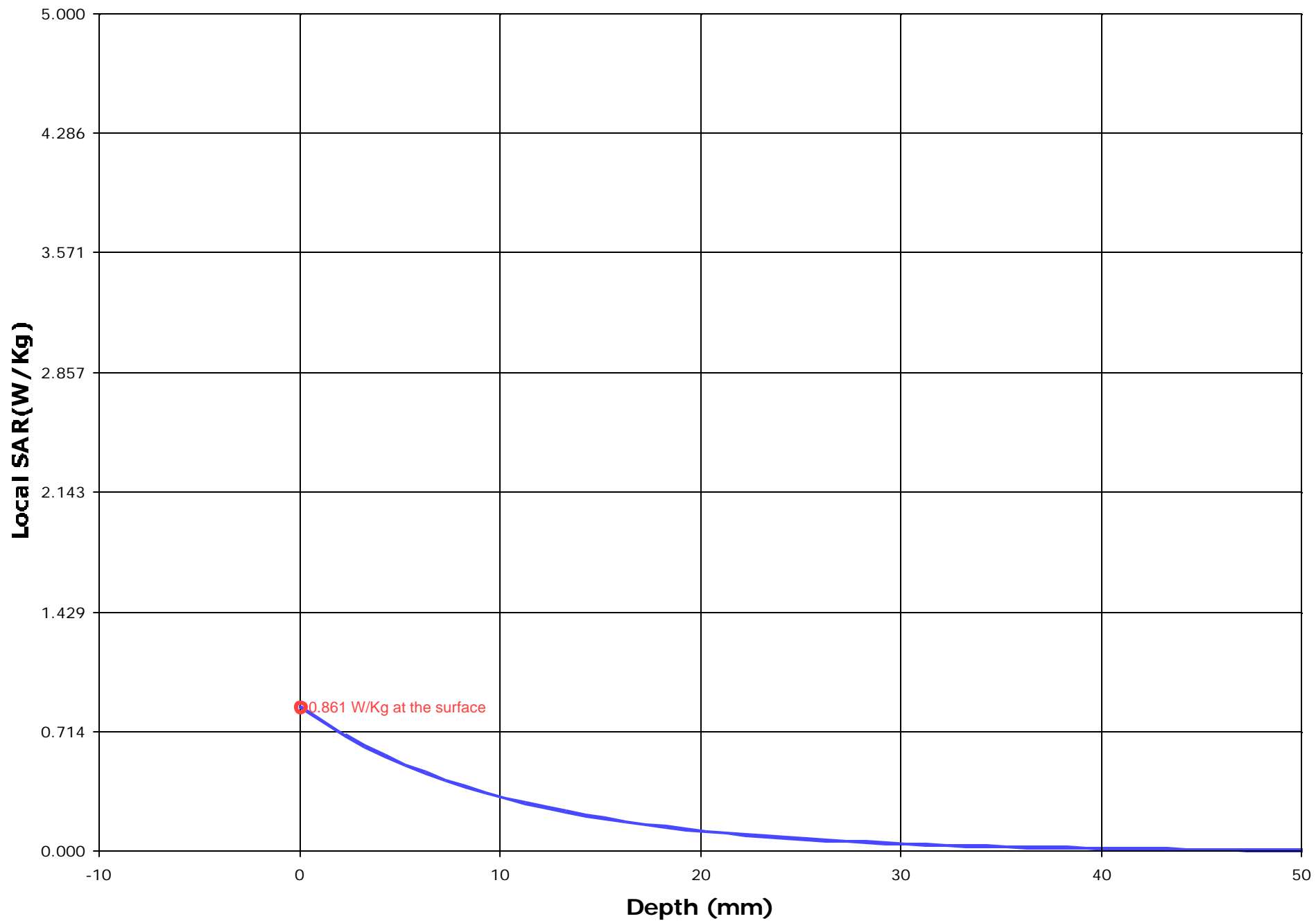


EXHIBIT 9. 836.5 MHz SAR MEASUREMENT

Test data for 836.5 MHz SAR measurements are presented in following order:

Back surface of EUT parallel to phantom waist:

- ▶ 15 mm away from phantom
- ▶ 25 mm away from phantom

Detailed SAR results with EUT relocated for maximum contact with phantom surface

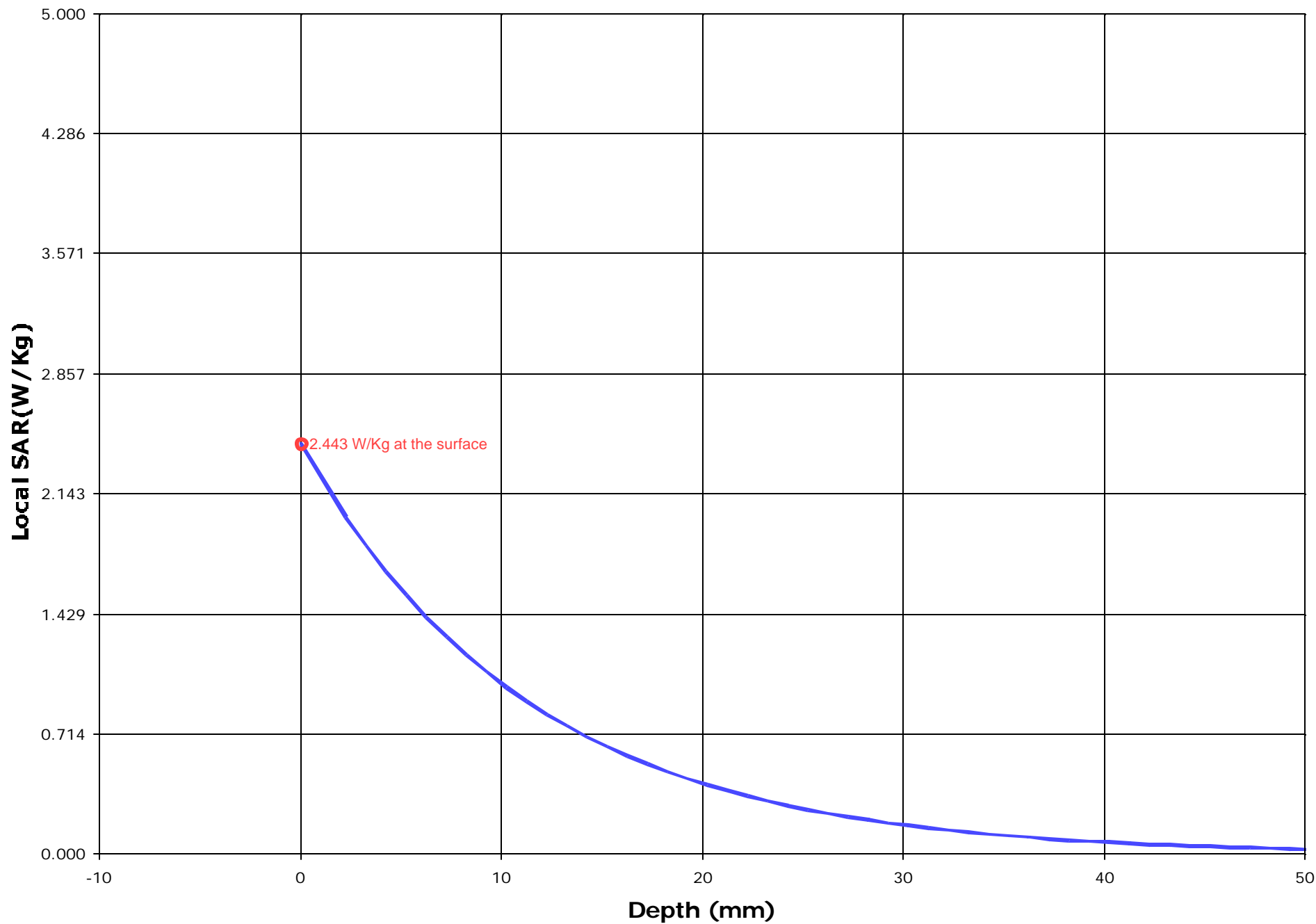
EUT Configurations	EUT Separation Distance to Phantom (mm)	Antenna Position	SAR (W/kg)
			Device Test Frequency & Output 836.5 MHz, 457.1 mW (ERP)
Back surface of EUT parallel to phantom waist	15	Internal	1.584
	25	Internal	0.719

ULTRATECH GROUP OF LABS

3000 Bristol Circle, Oakville, Ontario, Canada L6H 6G4
Tel. #: 905-829-1570, Fax. #: 905-829-8050, Email: yhk.ultratech@sympatico.ca, Website: <http://www.ultratech-labs.com>

File #: LIP9-SAR
October 23, 2001

- Assessed by ITI (UK) Competent Body, NVLAP (USA) Accreditation Body & ACA/AUSTEL (Australia), VCCI (Japan)
- Accredited by Industry Canada (Canada) under ACC-LAB (Europe/Canada MRA and APEC/Canada MRA)
- Recognized/Listed by FCC (USA)
- All test results contained in this engineering test report are traceable to National Institute of Standards and Technology (NIST)



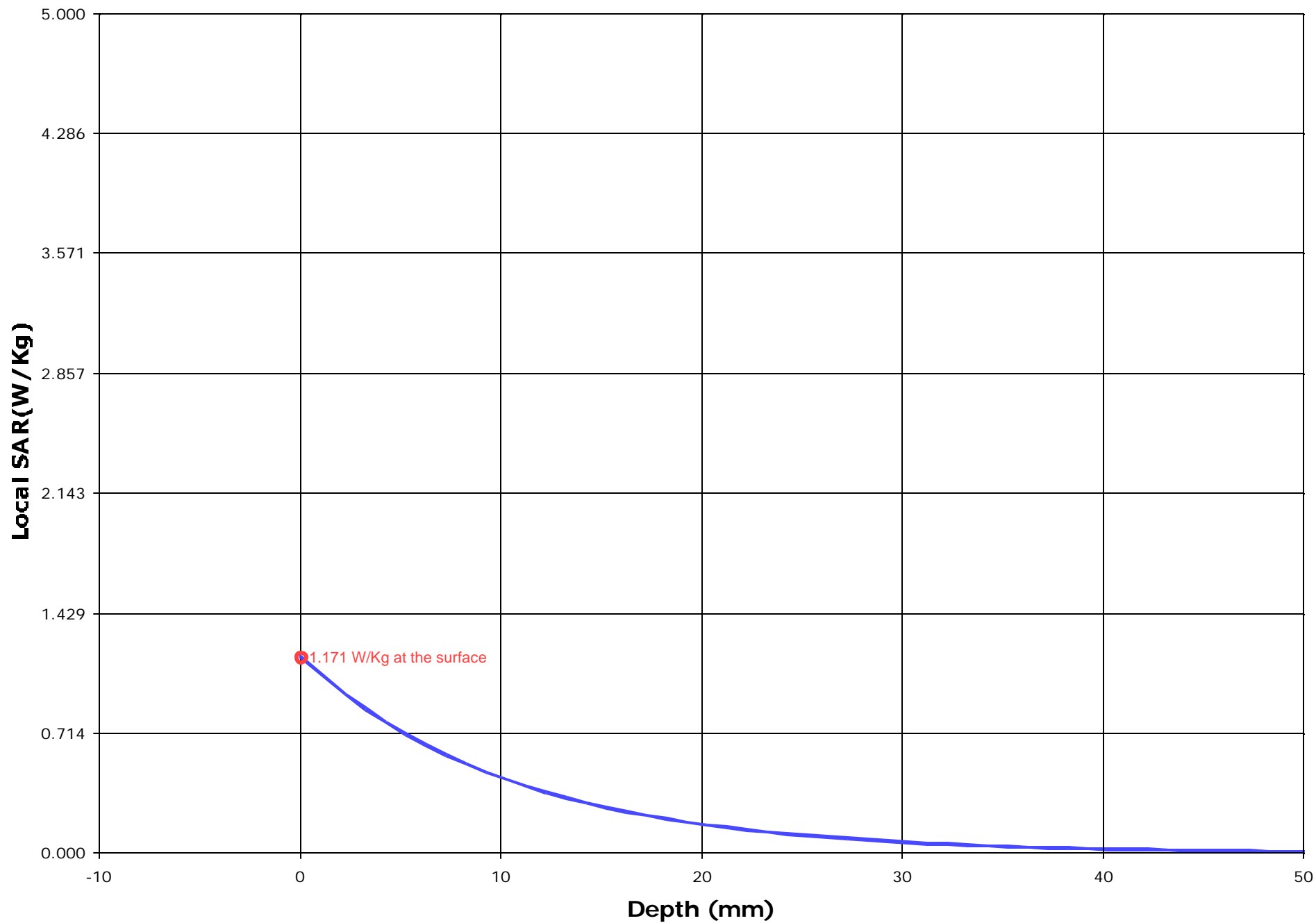


EXHIBIT 10. 848.9 MHz SAR MEASUREMENT

Test data for 848.9 MHz SAR measurements are presented in following order:

Back surface of EUT parallel to phantom waist:

- ▶ 15 mm away from phantom
- ▶ 25 mm away from phantom

Detailed SAR results with EUT relocated for maximum contact with phantom surface

EUT Configurations	EUT Separation Distance to Phantom (mm)	Antenna Position	SAR (W/kg)
			Device Test Frequency & Output 848.9 MHz, 302.0 mW (ERP)
Back surface of EUT parallel to phantom waist	15	Internal	1.587
	25	Internal	0.711

ULTRATECH GROUP OF LABS

3000 Bristol Circle, Oakville, Ontario, Canada L6H 6G4
Tel. #: 905-829-1570, Fax. #: 905-829-8050, Email: yhk.ultratech@sympatico.ca, Website: <http://www.ultratech-labs.com>

File #: LIP9-SAR
October 23, 2001

- Assessed by ITI (UK) Competent Body, NVLAP (USA) Accreditation Body & ACA/AUSTEL (Australia), VCCI (Japan)
- Accredited by Industry Canada (Canada) under ACC-LAB (Europe/Canada MRA and APEC/Canada MRA)
- Recognized/Listed by FCC (USA)
- All test results contained in this engineering test report are traceable to National Institute of Standards and Technology (NIST)

