

PBTE103

User manual

Specs for products:

Bluetooth version + SPECS: Bluetooth V5.0+EDR

Support protocol: HFPV1.2, A2DPV1.3, AVRCPV1.4, HSP1.6, GAVDP1.2, IOP

SNR(Signal to Noise Ratio): 96dB SNR stereo ADC and stereo DAC

Sensitivity: -80dBm < 0.1% BER

Transmitting distance: About 10m

Frequency response: 2.4 - 2.480GHz

Transmission power: CLASS2, 4dbm

Audio to SNR(Signal to Noise Ratio) : ≥ 75 dB

Audio Performance: SBC

Battery Specs: 3.7V/60mAh (Built-in Lithium-Polymer Rechargeable Battery)

Charging voltage: DC5V 45mA

Charging time: About 1.5 hours

Working current: ≤ 40 mA

Standby current: < 50 uA


Temperature range: -40°C to +85°C


Play time: About 3.5 hours

Talk time: About 3.5 hours

Standby time: About 180 hours

Function description:

Turning On of device: Long press  2 second on, Voice prompt"Power ON".


Turning off of device: Long press  2 second on, Voice prompt"Power Off".

Pairing status:

1: First time pairing: Boot into pairing mode automatically, Voice prompt"the bluetooth device is ready to pair".

Equipment open bluetooth connection interface option"PBTE103"click connect, no password .







After the success of the matching voice Prompt"The bluetooth device is connected successfully".

2: Re-pairing: Under off status long press  about 2 second, red and blue LED flash alternately.

3: For already connected device ,bluetooth headphone will automatically back to connect.

Headphones into the matching status again .

Operation Guide:

Get through -----Short press 
Hang up -----In a call short press 
Replay the last phone number -----Double-click 
Play/Pause Music -----Short press 
Volume control to up and down ----Long press +  -
Song switch to up and down -----Short press +  -

LED Light status:

- 1: Charging status -----Long bright red light, full charged red light off.
- 2: Device on prompt-----Blue light on
- 3: Pairing status-----Red and blue LED flash alternately
- 5: Standby status-----Blue light flash
- 6: Already connected status---Long bright blue light
- 7: Play status-----Blue light bright 1 second and flash 1 time.

Matters attention:

Low battery prompt: voice prompt: "Battery low".

FCC Statement

This device complies with part 15 of the FCC rules. Operation is subject to the following two conditions: (1) this device may not cause harmful interference, and (2) this device must accept any interference received, including interference that may cause undesired operation.

Changes or modifications not expressly approved by the party responsible for compliance could void the user's authority to operate the equipment.

NOTE: This equipment has been tested and found to comply with the limits for a Class B digital device, pursuant to part 15 of the FCC Rules. These limits are designed to provide reasonable protection against harmful interference in a residential installation. This equipment generates uses and can radiate radio frequency energy and, if not installed and used in accordance with the instructions, may cause harmful interference to radio communications. However, there is no guarantee that interference will not occur in a particular installation. If this equipment does cause harmful interference to radio or television reception, which can be determined by turning the equipment off and on, the user is encouraged to try to correct the interference by one or more of the following measures:

- Reorient or relocate the receiving antenna.
- Increase the separation between the equipment and receiver.
- Connect the equipment into an outlet on a circuit different from that to which the receiver is connected.
- Consult the dealer or an experienced radio/TV technician for help.

The device has been evaluated to meet general RF exposure requirement. The device can be used in portable exposure condition without restriction.