



倍思包装设计稿件信息				Baseus
基本信息	产品型号	BS-CX007		
	产品名称	倍思 智享 车载智能双口雾化香薰（杯座款） 黑色		
	产品方案编码			
	物料编码	1000055113	包装编码+版本号	PB3851Z_P0A0
	物料规格描述	说明书/60°120mm 100g悦声高白 凤琴唱 10p		
包装平面设计		Hugh	包装结构设计	唐斌峰
版本历史				
版本	变更日期	变更描述		
P0A0	2022.11.15	初始版本		



Baseus倍思



倍思 智享 车载智能双口雾化香薰 (杯座款) Wisdom Car Smart Dual-port Atomized Aromatherapy Diffuser (Cup Holder Version)

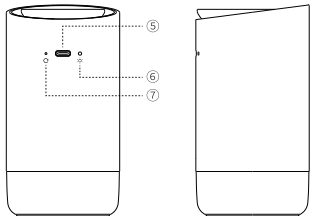
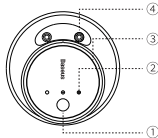
使用说明书 User Manual

使用产品前请仔细阅读本使用说明, 并妥善保管
Please read this user manual completely and keep it properly

产品介绍

产品参数
产品名称: 倍思 香薰机
产品型号: BS-CX007
输入: 5V=1A
电池容量: 700mAh
精油容量: 60ml(30ml+30ml)
默认模式: 双口同喷, 间隔3分钟喷雾一次
使用位置: 汽车水杯座

- ①控制开关
- ②喷雾指示灯
- ③氛围灯
- ④雾化喷香口
- ⑤Type-c充电口
- ⑥充电/APP 指示灯
- ⑦复位键孔



CN

氛围灯: 开机呼吸, 关机熄灭
充电/APP 指示灯:
充电中: 绿灯闪烁
充电完成: 绿灯长亮
低电量提醒: 红色闪烁
APP连接提示: 蓝灯闪烁

触摸按键
长按2秒: 关机/开机
单击: 切换喷香口

复位键孔: 如遇产品死机, 单击复位键恢复初始状态

连接APP: 开机后3分钟内APP指示灯 (蓝色) 闪烁, 打开倍思APP进行连接。

APP连接步骤

- 香薰开机后3分钟内打开APP (注: 开机3分钟内需要连接完成, 否则需要重启连接。)
- 打开Baseus APP, 点击添加设备, 智能双香杯座款
- 添加完成



安装说明

- 准备产品主体和香薰精油瓶;



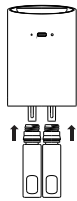
- 逆时针旋转底壳, 打开底壳;



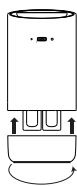
- 旋转打开精油壶盖子;



- 将精油瓶对准主体棉棒后, 按压进去即可;



- 旋转盖上底壳, 完成安装;



注意:

- 打开精油壶盖时, 应小心操作, 以免精油洒出。
- 安装精油壶须听到“咔哒”声, 才代表安装成功。
- 安装完成后, 禁止倾倒或倒置产品, 否则会有漏液风险。

重要提示

- 香薰精油具有腐蚀性, 若精油漏液应马上擦除。
- 应严格按照操作指示使用, 以防操作不当造成精油外漏。
- 应避免产品处于高温或太阳直晒的环境下。
- 应避免产品放置于汽车安全气囊弹出的可触及范围内。
- 避免产品倾倒或者倒置, 否则会有漏液现象
- 避免产品在灰尘较大的环境中使用。
- 请定期为产品补充电量, 保持产品电量充足。
- 本产品表面采用高光弧面工艺, 若出现残留指纹、污渍、异物, 请使用无纺布擦拭干净, 以免刮伤表面。
- 本产品不是玩具, 禁止儿童使用。
- 本产品内置锂电池, 禁止将产品抛入火中或随意丢弃; 锂电池过热、撞击、进水有起火爆炸风险, 请避免产品长期处于复杂环境, 如: 高温暴晒, 潮湿积水, 灰尘多的环境。
- 本产品为高分子雾化片雾化香薰, 若雾化片堵塞, 属于正常现象, 不影响产品使用, 请勿用普通纸巾擦拭, 应使用无纺布轻轻擦拭。

本设备包含型号核准代码 (分别) 为: CMIT ID: 2020DP7032
CE FCC rohs SRRC BQB

电子信息产品有害物质声明

部件名称	有害物质或元素					
	铅 (pb)	汞 (Hg)	镉 (Cd)	六价铬 (Cr VI)	多溴联苯 (PBB)	多溴二苯醚 (PBDE)
PCB	X	O	O	O	O	O
塑料	O	O	O	O	O	O
电池	O	O	O	O	O	O
附件	O	O	O	O	O	O

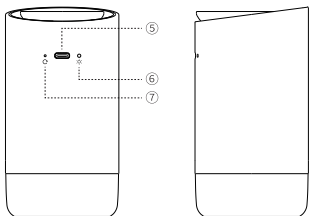
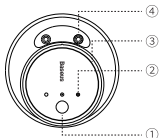
本表格依据 SJ/T 11364 的规定编制。
O: 表示该有害物质在该部件所有均质材料中的含量均在 GB/T 26572 标准规定的限量要求以下。
X: 表示有害物质至少在该部件某一均质材料中的含量超出 GB/T 26572 标准规定的限量要求。
温馨提示: 5年图标是指“环保有效使用期限”, 不是产品质量保证期限。电子产品均含有铅、汞、铜等有害物质, 一旦超期使用, 有害物质将可能因为发生外泄或突变, 对环境造成污染, 或对人体及人身财产造成严重损害。“环保使用期限”, 意为所有的电子产品都将被要求在此有效限期内使用, 超过安全使用年限之后出现的安全风险问题, 我们将不再对产品质量负责。

EN

Product Introduction

Product Specifications
Name: Baseus Air freshener
Model No.: BS-CX007
Input: 5V=1A
Battery Capacity: 700mAh
Essential Oil Capacity: 60ml (30ml+30ml)
Default Mode: Sprays out aroma with two ports at the same time. Sprays once every 3min.
Installation Area: Car cup holder

- ①Control Button
- ②Ambient Light
- ③Spray Indicator
- ④Spray Outlet
- ⑤Type-C Charging Port
- ⑥Charging/APP Indicator
- ⑦Reset Button



Ambient Light: On: Breathing Off: Out
Charging/APP Indicator:
During charging: Flashes Green
Fully charged: Fully charged
Low battery: Stays Green
APP connection: Flashes Blue
Control Button
Long-press 2s: On/Off
Press: Switch spray port

Reset Button: If the system failed or crashed, please press the reset button to restore the product to its original state.

APP Connection: Within 3min of power-on, the blue APP indicator will keep flashing, open the Baseus APP to connect.

APP Connection Steps

- After you turn on the diffuser, please open the APP within 3min. (Note: You must complete the connection within 3min of power-on, otherwise you have to restart the diffuser to connect.)
- Open the Baseus APP, click “Add Device”, and add Smart Dual-port Aromatherapy (Cup Holder Version).
- And complete.



Installation Instructions

- Take out the product and the essential oil tanks;



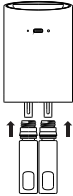
- Rotate the bottom of the product counterclockwise to open the cap;



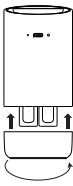
- Rotate to open the lid of the oil tank;



- Align the oil tanks with the cotton stick on the diffuser and install them on;



- Rotate and close the bottom cap, and complete.



Notes

- Please be careful when you open the oil tank, and avoid spilling out the essential oil inside.
- If you hear a “click” when you install the oil tanks, that means the installation is proper and successful.
- After installation, please DO NOT lay down this product or place it upside down, for the essential oil inside may spill or leak.

Important Safety Tips

- The essential oil is corrosive, please wipe it clean if there's leakage.
- Please follow the operation instructions carefully when using this product to avoid leakage of the essential oil caused by improper use.
- Please avoid placing this product in environments with high temperature or in direct sunlight.
- Please avoid placing the product in places within the ejection range of the airbag.
- Please avoid laying down this product or placing the product upside down, for the essential oil inside may spill or leak.
- Please avoid using this product in dusty environments.
- Please charge the product on a regular basis to maintain a healthy battery life.
- This product uses high-gloss curved surface for the shell, if there is residual fingerprints, stains, or foreign objects, please wipe it clean with non-woven fabric to avoid scratches.
- This product is not a toy, children are prohibited from using.
- This product contains lithium battery inside, so it is prohibited to throw this product into fire or dispose it carelessly. Overheating of lithium battery, impact, water infiltration may cause fire or even explosion, so please DO NOT use or store this product in environments with high temperature, humidity, dust, etc.
- This product is a diffuser using a molecular atomizer, blockage of the atomizer is normal and won't affect the use of the product, however, when you clean it, please use non-woven fabric, not regular tissue or paper towel.

Changes or modifications not expressly approved by the party responsible for compliance could void the user's authority to operate the equipment.
This device complies with Part 15 of the FCC Rules. Operation is subject to the following two conditions:
(1) This device may not cause harmful interference, and (2) this device must accept any interference received, including interference that may cause undesired operation.
Note: This equipment has been tested and found to comply with the limits for a Class B digital device, pursuant to Part 15 of the FCC Rules. These limits are designed to provide reasonable protection against harmful interference in a residential installation. This equipment generates, uses, and can radiate radio frequency energy, and if not installed and used in accordance with the instructions, may cause harmful interference to radio communications. However, there is no guarantee that interference will not occur in a particular installation. If this equipment does cause harmful interference to radio or television reception, which can be determined by turning the equipment off and on, the user is encouraged to try to correct the interference by one or more of the following measures:
-Reorient or relocate the receiving antenna.
-Increase the separation between the equipment and receiver.
-Connect the equipment into an outlet on a circuit different from that to which the receiver is connected.
-Consult the dealer or an experienced radio/TV technician for help.

The device has been evaluated to meet general RF exposure requirement. The device can be used in portable exposure condition without restriction.

特此申明, 深圳市倍思科技有限公司的产品型号为: BS-CX007 符合指令 2014/53/EU, 2011/65/EU 的规定, 欧盟符合性声明的全文可在以下网站查询: www.baseus.com
It is hereby declared that BS-CX007, a product model of Shenzhen Baseus Technology Co., Ltd., complies with the provisions of Directive 2014/53/EU, Directive 2011/65/EU. The full text of the EC Declaration of Conformity can be found on the following website: www.baseus.com



此设备符合欧盟指令 2012/19/EU, 2006/66/EU 的规定, 此设备不得与普通废弃物一起处理, 必须回收利用。此符号标明本产品不得作为生活垃圾处理, 而必须将本产品交至相应的废品回收站, 进行电子电气设备的回收处理。
This equipment complies with the provisions of Directive 2012/19/EU, 2006/66/EU. It is strictly forbidden to dispose of this equipment with ordinary trash; it must be recycled. This symbol indicates that the product shall not be treated as regular domestic trash, and must be delivered to a recycling center that is capable of recycling electronic and electrical equipment.

Declaration on hazardous substances and elements contained in electronic products

Part Description	Hazardous substances and elements					
	Lead (pb)	Mercury (Hg)	Cadmium (Cd)	Hexavalent chromium (CrVI)	Polybrominated Biphenyls (PBB)	Polybrominated Biphenyl ethers (PBDE)
PCB	X	O	O	O	O	O
Plastic	O	O	O	O	O	O
Battery	O	O	O	O	O	O
Accessory	O	O	O	O	O	O

This form is compiled in accordance with SJ/T 11364.
O: It indicates that the content of the harmful substance in all homogeneous materials of the component is below the limit specified in GB/T 26572 standard.
X: The content of harmful substances in at least one homogeneous material of this part exceeds the limit stipulated in GB/T 26572 standard.
Warm Tip: The 5-year icon refers to the “effective life of environmental protection”, not the product quality assurance period. Electronic products all contain harmful substances such as lead, mercury and cadmium. Once they are overused, harmful substances may leak or mutate, cause pollution to the environment, or cause serious damage to people and property. The term of “environmental protection use” means that all electronic products will be required to use within this effective period. We will no longer be responsible for the quality of the products due to the safety risks that arise after the safe use period.



FCC ID: 24A83-BS-CX007
制造商: 深圳市倍思科技有限公司
地址: 深圳市龙岗区坂田街道岗头社区雪岗路2008号倍思智能园B栋二楼
执行标准: Q/BAUSEUS 025
热线: 4000-712-711 网址: www.baseus.com
Manufacturer: Shenzhen Baseus Technology Co., Ltd.
Add: 2th Floor, Building B, Baseus Intelligence Park, No.2008, Xuegang Rd, Gangtou Community, Bantian Street, Longgang District, Shenzhen
Executive Standard: Q/BAUSEUS 025
Hotline: +86-4000-712-711 Website: www.baseus.com

倍思设计/Designed by Baseus
中国制造/Made in China
PB3851Z-P0A0
1000055113