


## PHOTOGRAPHS OF THE TEST CONFIGURATION

### CONDUCTED EMISSION TEST


(Bluetooth)



## CONDUCTED EMISSION TEST (WLAN)




## CONDUCTED EMISSION TEST (NFC)






## RADIATED EMISSION TEST (WLAN 2.4GHz)





RADIATED EMISSION TEST  
(WLAN 5GHz)  
(5180-5240MHz & 5260-5320MHz)



## RADIATED EMISSION TEST



(WLAN 5GHz)

(5260-5320MHz & 5500-5700MHz & 5745-5805MHz)







## RADIATED EMISSION TEST (Bluetooth EDR)




## RADIATED EMISSION TEST (Bluetooth LE4.0)






## RADIATED EMISSION TEST (NFC)





(WWAN)

(PART 22)

## RADIATED EMISSION TEST





## ERP POWER TEST





(PART 24)

RADIATED EMISSION TEST





## EIRP POWER TEST




(PART 27)

RADIATED EMISSION TEST





## ERP POWER TEST



## EIRP POWER TEST

