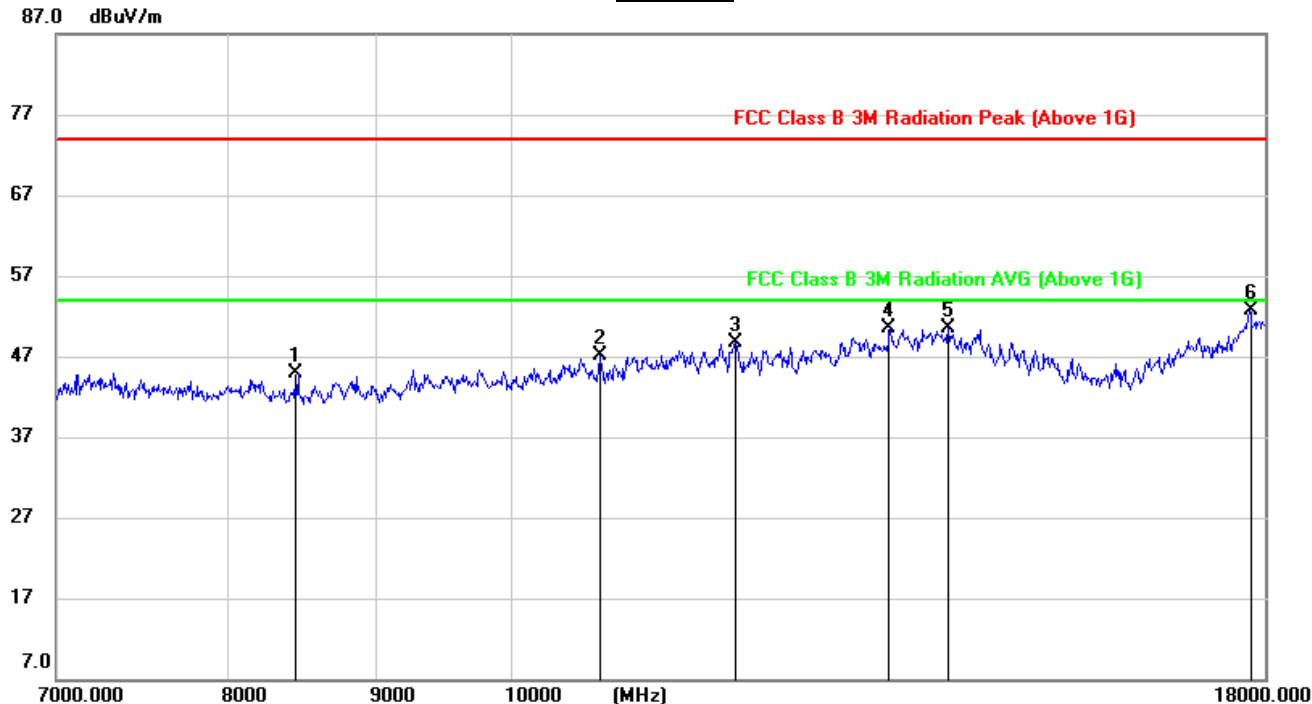




### HORIZONTAL RESULTS 7-18GHz



No.	Frequency (MHz)	Reading (dBuV/m)	Correct dB/m	Result (dBuV/m)	Limit (dBuV/m)	Margin (dB)	Remark
1	8455.376	38.00	6.90	44.90	74.00	-29.10	peak
2	10707.216	35.01	12.15	47.16	74.00	-26.84	peak
3	11901.894	33.44	15.22	48.66	74.00	-25.34	peak
4	13431.311	32.61	17.83	50.44	74.00	-23.56	peak
5	14054.222	31.96	18.47	50.43	74.00	-23.57	peak
6	17797.148	28.40	24.21	52.61	74.00	-21.39	peak

Note: 1. Measurement = Reading Level + Correct Factor.

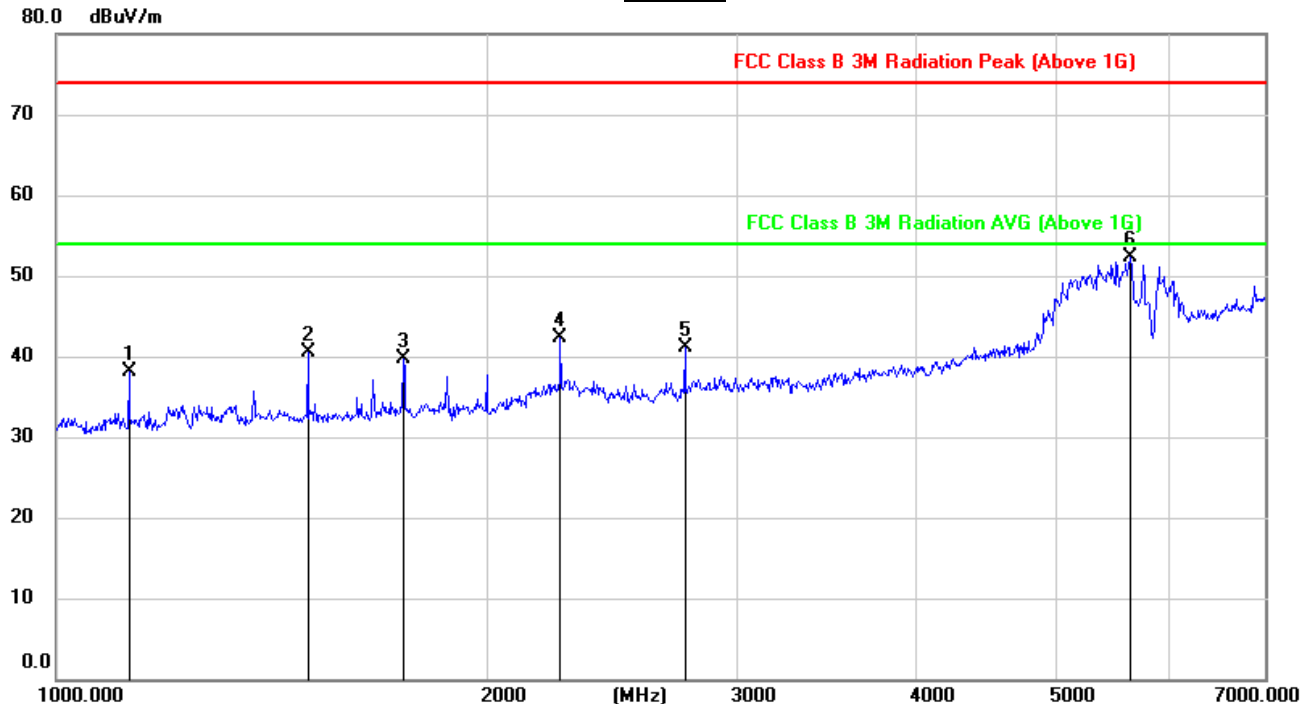
2. If Peak Result complies with AV limit, AV Result is deemed to comply with AV limit.

3. Peak: Peak detector.

4. Owing to the highest peak level complies with the lowest limit of unwanted emission out of the restricted bands (Please refer to page 210), so all the test point were deemed to comply with the limits list in the standard.



**VERTICAL RESULTS**  
**1-7GHz**

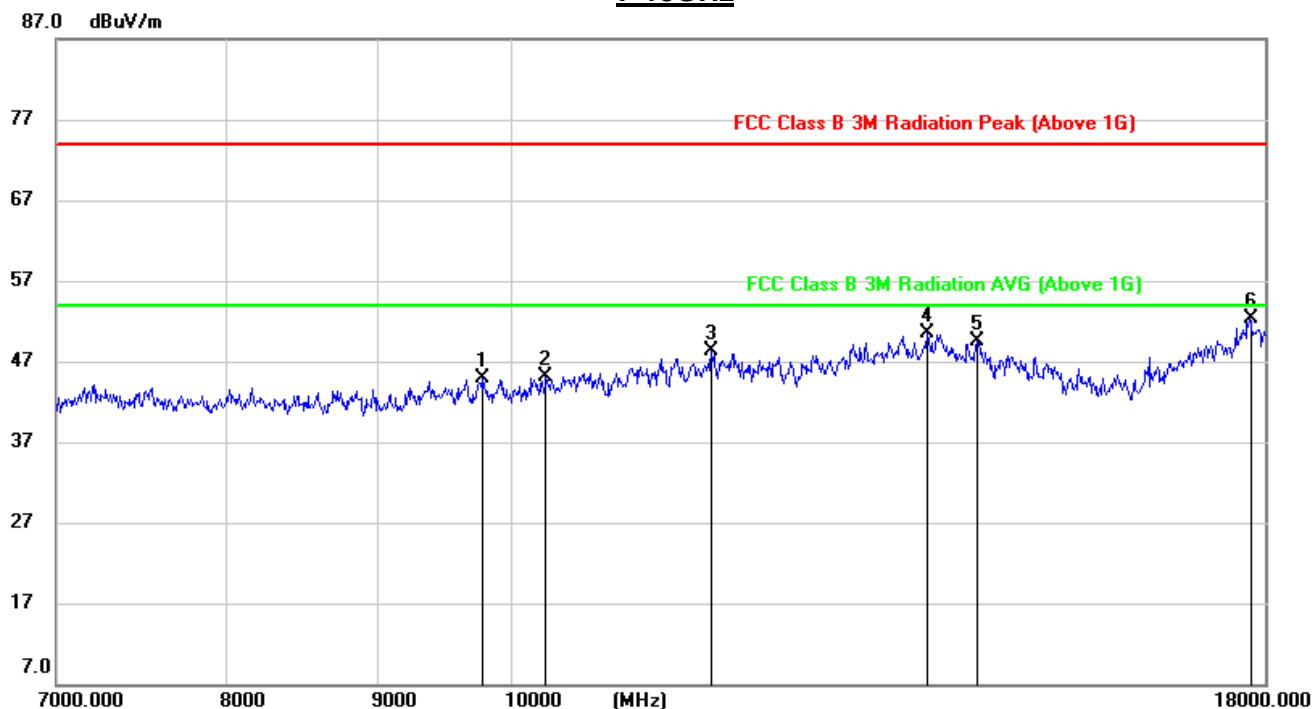


No.	Frequency (MHz)	Reading (dBuV/m)	Correct dB/m	Result (dBuV/m)	Limit (dBuV/m)	Margin (dB)	Remark
1	1123.844	52.12	-14.04	38.08	74.00	-35.92	peak
2	1498.927	53.26	-12.71	40.55	74.00	-33.45	peak
3	1751.412	51.58	-11.89	39.69	74.00	-34.31	peak
4	2251.158	50.64	-8.36	42.28	74.00	-31.72	peak
5	2750.749	49.10	-8.04	41.06	74.00	-32.94	peak
6	5629.205	51.62	0.77	52.39	74.00	-21.61	peak

Note: 1. Measurement = Reading Level + Correct Factor.  
2. If Peak Result complies with AV limit, AV Result is deemed to comply with AV limit.  
3. Peak: Peak detector.  
4. Owing to the highest peak level complies with the lowest limit of unwanted emission out of the restricted bands (Please refer to page 210), so all the test point were deemed to comply with the limits list in the standard.



### 7-18GHz



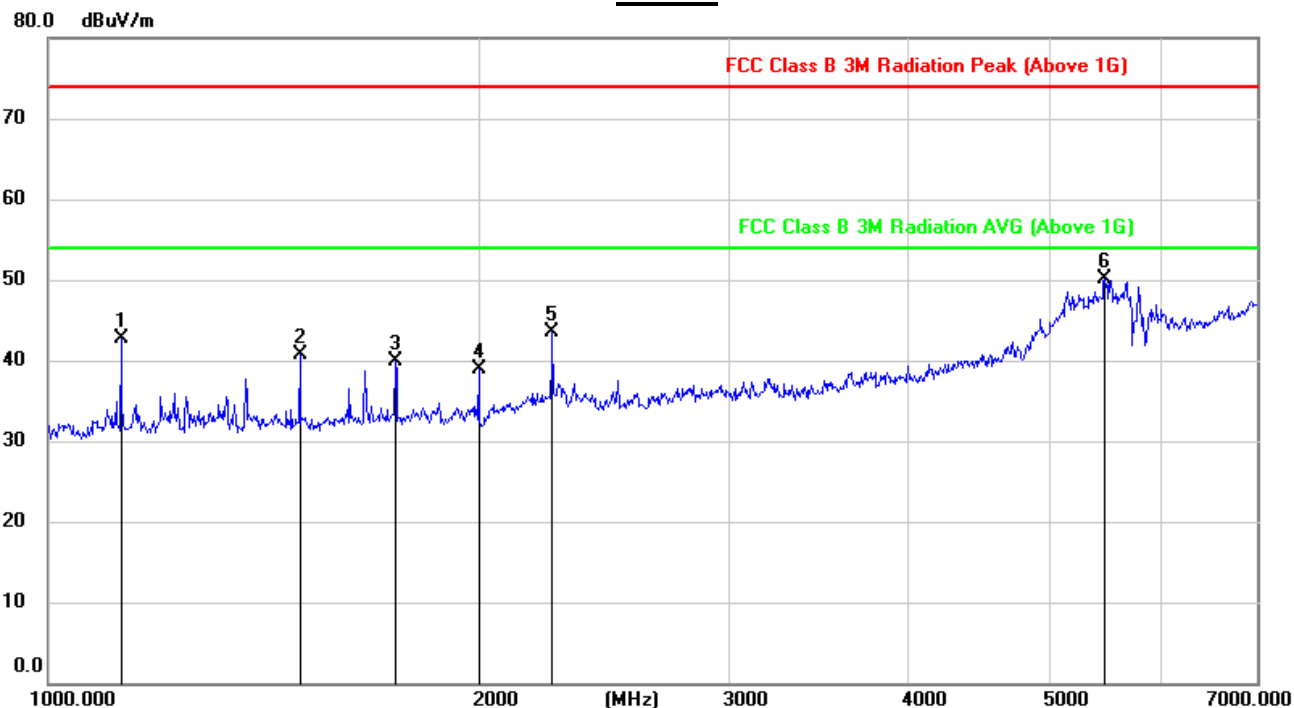
No.	Frequency (MHz)	Reading (dBuV/m)	Correct dB/m	Result (dBuV/m)	Limit (dBuV/m)	Margin (dB)	Remark
1	9769.889	34.77	10.20	44.97	74.00	-29.03	peak
2	10261.685	34.13	11.02	45.15	74.00	-28.85	peak
3	11679.187	33.61	14.66	48.27	74.00	-25.73	peak
4	13830.371	31.52	18.89	50.41	74.00	-23.59	peak
5	14376.428	31.14	18.29	49.43	74.00	-24.57	peak
6	17797.148	27.79	24.61	52.40	74.00	-21.60	peak

Note: 1. Measurement = Reading Level + Correct Factor.  
2. If Peak Result complies with AV limit, AV Result is deemed to comply with AV limit.  
3. Peak: Peak detector.  
4. Owing to the highest peak level complies with the lowest limit of unwanted emission out of the restricted bands (Please refer to page 210), so all the test point were deemed to comply with the limits list in the standard.



## HARMONICS AND SPURIOUS EMISSIONS MID CHANNEL

### HORIZONTAL RESULTS 1-7GHz



No.	Frequency (MHz)	Reading (dBuV/m)	Correct dB/m	Result (dBuV/m)	Limit (dBuV/m)	Margin (dB)	Remark
1	1123.844	56.45	-13.79	42.66	74.00	-31.34	peak
2	1498.927	53.31	-12.61	40.70	74.00	-33.30	peak
3	1751.412	51.74	-11.89	39.85	74.00	-34.15	peak
4	1999.194	50.17	-11.21	38.96	74.00	-35.04	peak
5	2251.158	51.96	-8.36	43.60	74.00	-30.40	peak
6	5477.920	49.16	0.87	50.03	74.00	-23.97	peak

Note: 1. Measurement = Reading Level + Correct Factor.

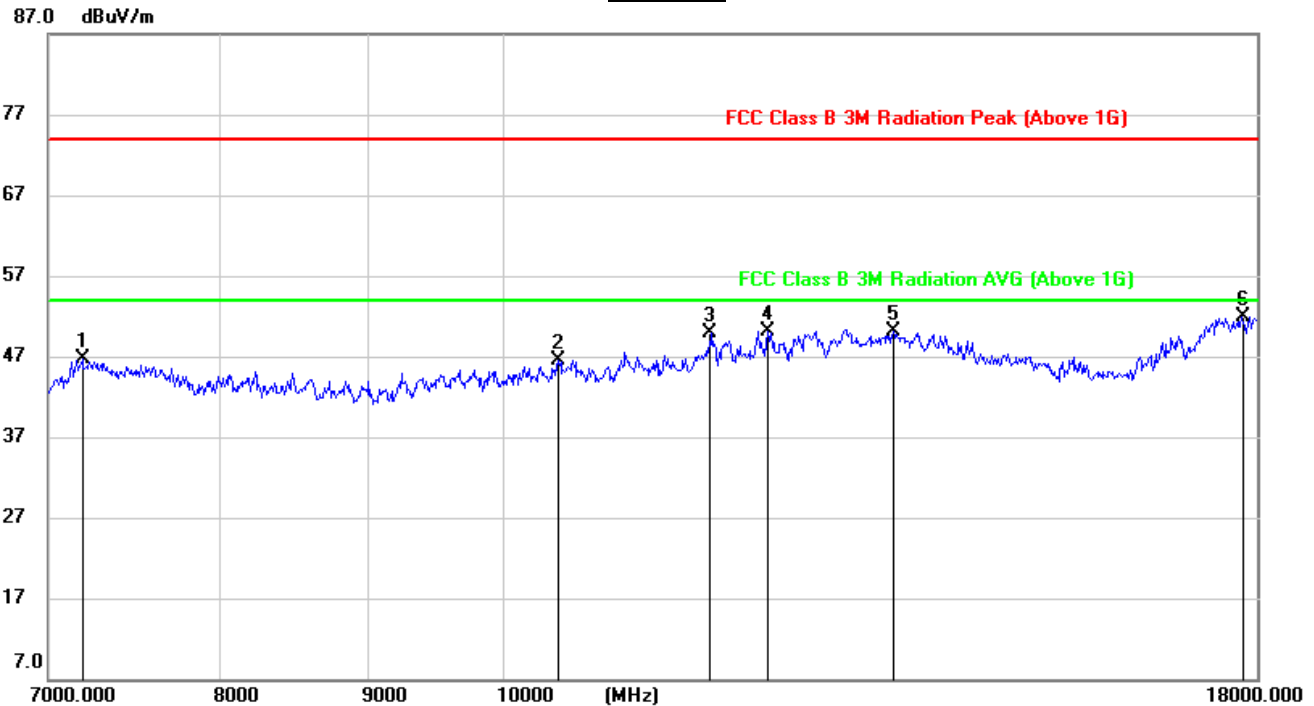
2. If Peak Result complies with AV limit, AV Result is deemed to comply with AV limit.

3. Peak: Peak detector.

4. Owing to the highest peak level complies with the lowest limit of unwanted emission out of the restricted bands (Please refer to page 210), so all the test point were deemed to comply with the limits list in the standard.



### HORIZONTAL RESULTS 7-18GHz



No.	Frequency (MHz)	Reading (dBuV/m)	Correct dB/m	Result (dBuV/m)	Limit (dBuV/m)	Margin (dB)	Remark
1	7194.375	40.29	6.34	46.63	74.00	-27.37	peak
2	10437.629	34.99	11.60	46.59	74.00	-27.41	peak
3	11756.656	35.30	14.51	49.81	74.00	-24.19	peak
4	12278.685	35.78	14.29	50.07	74.00	-23.93	peak
5	13545.966	31.78	18.27	50.05	74.00	-23.95	peak
6	17797.148	27.69	24.21	51.90	74.00	-22.10	peak

Note: 1. Measurement = Reading Level + Correct Factor.

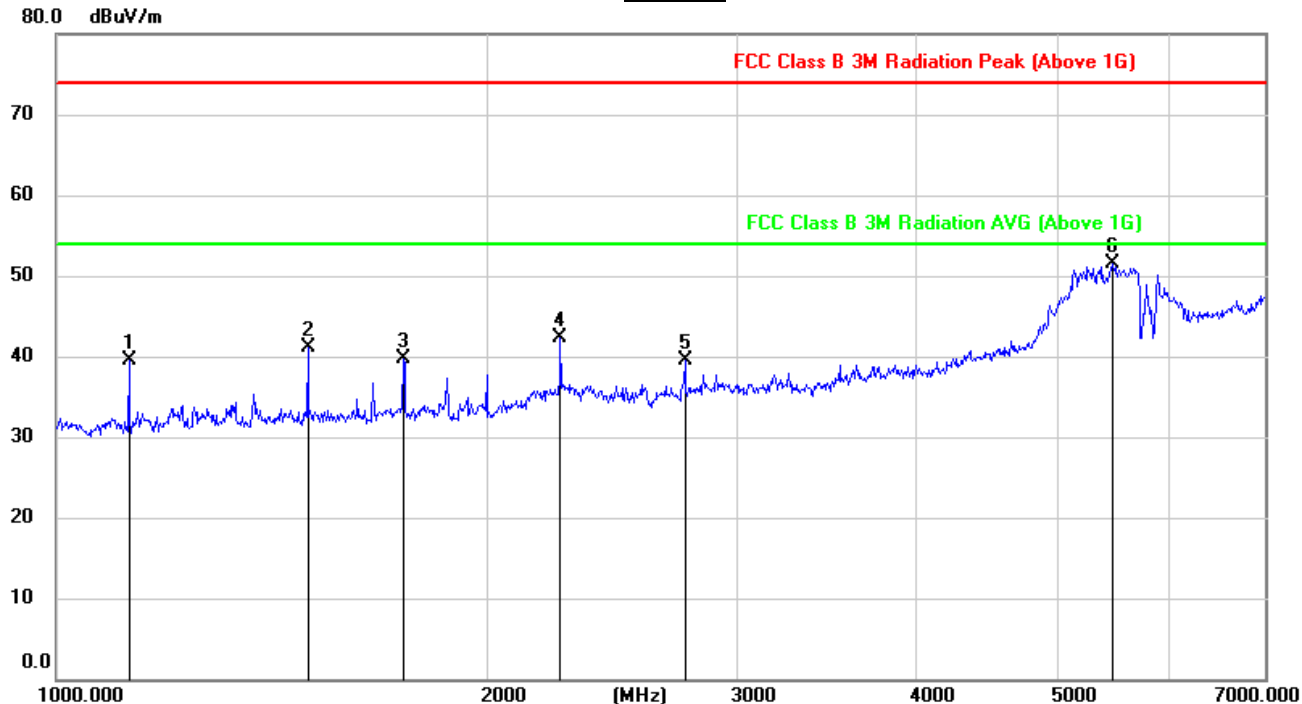
2. If Peak Result complies with AV limit, AV Result is deemed to comply with AV limit.

3. Peak: Peak detector.

4. Owing to the highest peak level complies with the lowest limit of unwanted emission out of the restricted bands (Please refer to page 210), so all the test point were deemed to comply with the limits list in the standard.



**VERTICAL RESULTS**  
**1-7GHz**

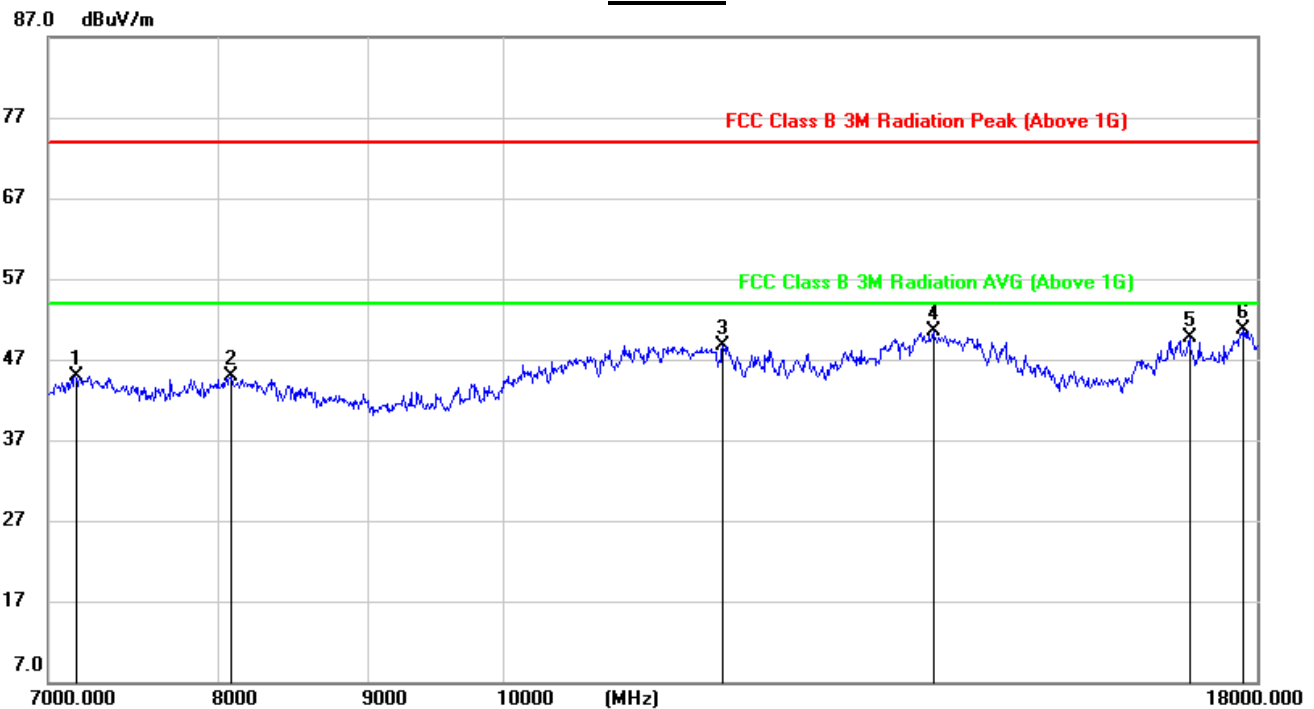


No.	Frequency (MHz)	Reading (dBuV/m)	Correct dB/m	Result (dBuV/m)	Limit (dBuV/m)	Margin (dB)	Remark
1	1123.844	53.52	-14.04	39.48	74.00	-34.52	peak
2	1498.927	53.87	-12.71	41.16	74.00	-32.84	peak
3	1751.412	51.52	-11.89	39.63	74.00	-34.37	peak
4	2251.158	50.74	-8.36	42.38	74.00	-31.62	peak
5	2750.749	47.56	-8.04	39.52	74.00	-34.48	peak
6	5477.920	50.72	0.87	51.59	74.00	-22.41	peak

Note: 1. Measurement = Reading Level + Correct Factor.  
2. If Peak Result complies with AV limit, AV Result is deemed to comply with AV limit.  
3. Peak: Peak detector.  
4. Owing to the highest peak level complies with the lowest limit of unwanted emission out of the restricted bands (Please refer to page 210), so all the test point were deemed to comply with the limits list in the standard.



### 7-18GHz



No.	Frequency (MHz)	Reading (dBuV/m)	Correct dB/m	Result (dBuV/m)	Limit (dBuV/m)	Margin (dB)	Remark
1	7153.722	38.50	6.47	44.97	74.00	-29.03	peak
2	8072.989	38.25	6.73	44.98	74.00	-29.02	peak
3	11857.016	33.94	14.73	48.67	74.00	-25.33	peak
4	13974.805	31.83	18.61	50.44	74.00	-23.56	peak
5	17072.721	29.10	20.55	49.65	74.00	-24.35	peak
6	17813.965	26.31	24.42	50.73	74.00	-23.27	peak

Note: 1. Measurement = Reading Level + Correct Factor.

2. If Peak Result complies with AV limit, AV Result is deemed to comply with AV limit.

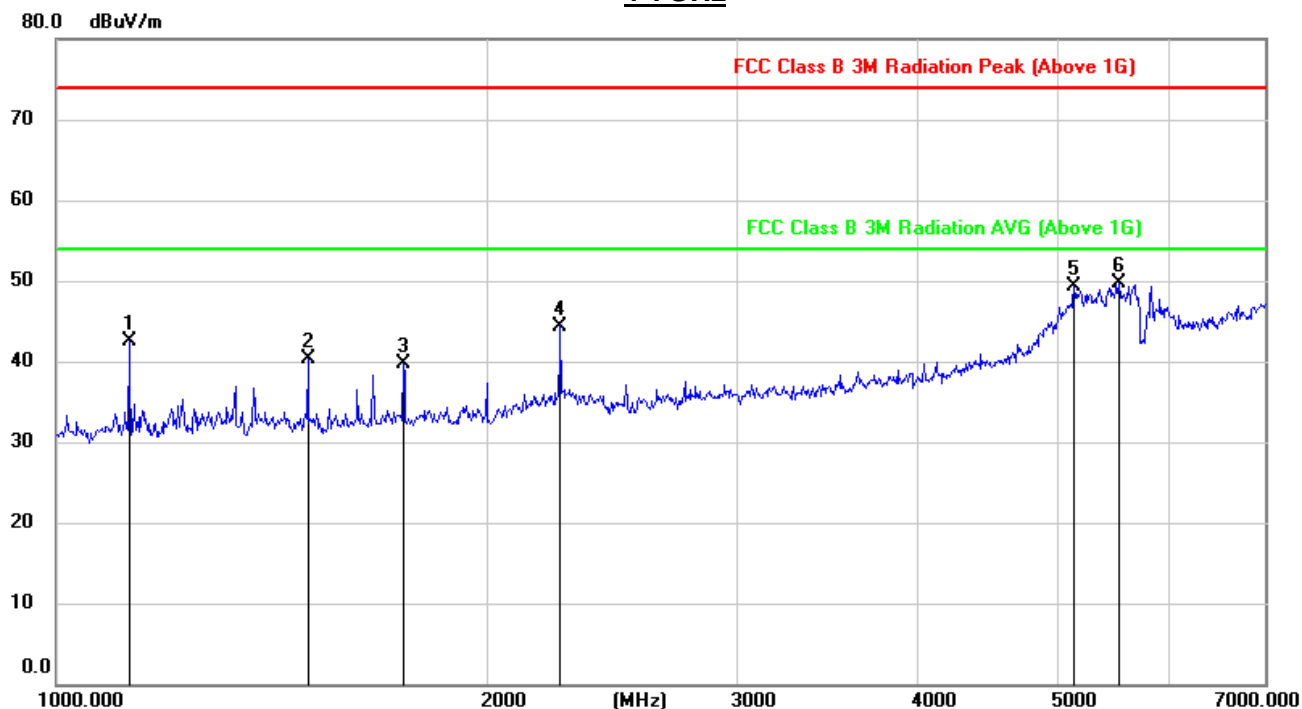
3. Peak: Peak detector.

4. Owing to the highest peak level complies with the lowest limit of unwanted emission out of the restricted bands (Please refer to page 210), so all the test point were deemed to comply with the limits list in the standard.



## HARMONICS AND SPURIOUS EMISSIONS HIGH CHANNEL

### HORIZONTAL RESULTS 1-7GHz



No.	Frequency (MHz)	Reading (dBuV/m)	Correct dB/m	Result (dBuV/m)	Limit (dBuV/m)	Margin (dB)	Remark
1	1123.844	56.21	-13.79	42.42	74.00	-31.58	peak
2	1498.927	52.83	-12.61	40.22	74.00	-33.78	peak
3	1751.412	51.68	-11.89	39.79	74.00	-34.21	peak
4	2251.158	52.76	-8.36	44.40	74.00	-29.60	peak
5	5147.218	49.46	-0.25	49.21	74.00	-24.79	peak
6	5531.478	48.79	0.98	49.77	74.00	-24.23	peak

Note: 1. Measurement = Reading Level + Correct Factor.

2. If Peak Result complies with AV limit, AV Result is deemed to comply with AV limit.

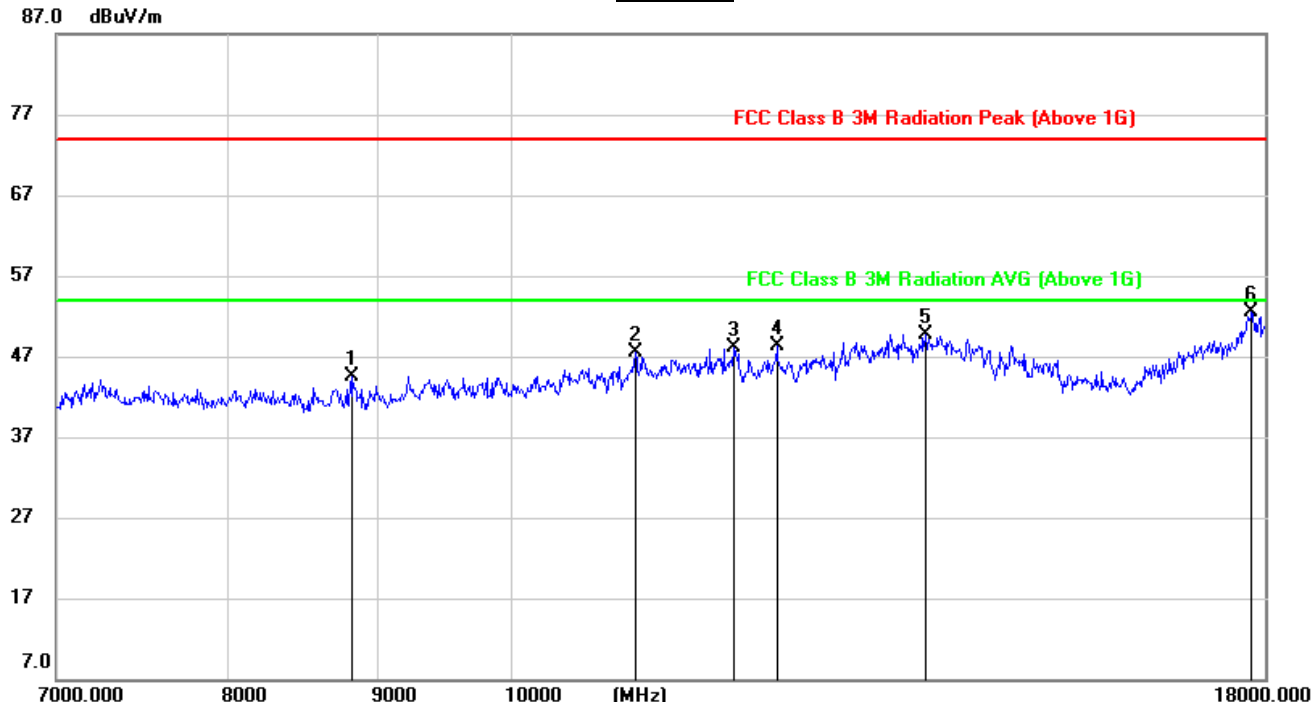
3. Peak: Peak detector.

4. Owing to the highest peak level complies with the lowest limit of unwanted emission out of the restricted bands (Please refer to page 210), so all the test point were deemed to comply with the limits list in the standard.





### HORIZONTAL RESULTS 7-18GHz



No.	Frequency (MHz)	Reading (dBuV/m)	Correct dB/m	Result (dBuV/m)	Limit (dBuV/m)	Margin (dB)	Remark
1	8830.818	36.42	8.00	44.42	74.00	-29.58	peak
2	11014.931	34.55	12.87	47.42	74.00	-26.58	peak
3	11890.659	32.99	15.06	48.05	74.00	-25.95	peak
4	12290.287	34.06	14.28	48.34	74.00	-25.66	peak
5	13804.271	31.23	18.54	49.77	74.00	-24.23	peak
6	17813.965	28.21	24.25	52.46	74.00	-21.54	peak

C

Note: 1. Measurement = Reading Level + Correct Factor.

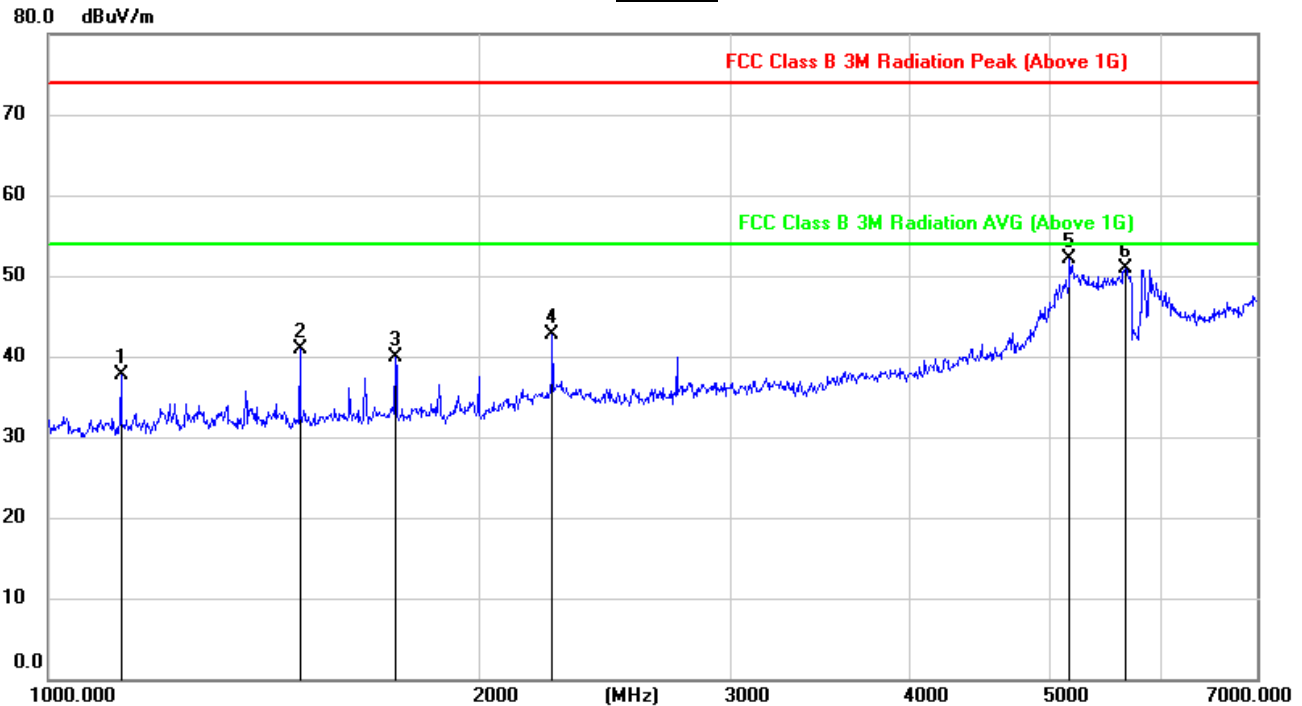
2. If Peak Result complies with AV limit, AV Result is deemed to comply with AV limit.

3. Peak: Peak detector.

4. Owing to the highest peak level complies with the lowest limit of unwanted emission out of the restricted bands (Please refer to page 210), so all the test point were deemed to comply with the limits list in the standard.



**VERTICAL RESULTS**  
**1-7GHz**



No.	Frequency (MHz)	Reading (dBuV/m)	Correct dB/m	Result (dBuV/m)	Limit (dBuV/m)	Margin (dB)	Remark
1	1123.844	51.75	-14.04	37.71	74.00	-36.29	peak
2	1498.927	53.57	-12.71	40.86	74.00	-33.14	peak
3	1751.412	51.80	-11.89	39.91	74.00	-34.09	peak
4	2251.158	51.13	-8.36	42.77	74.00	-31.23	peak
5	5187.438	52.08	0.01	52.09	74.00	-21.91	peak
6	5662.163	50.10	0.87	50.97	74.00	-23.03	peak

Note: 1. Measurement = Reading Level + Correct Factor.

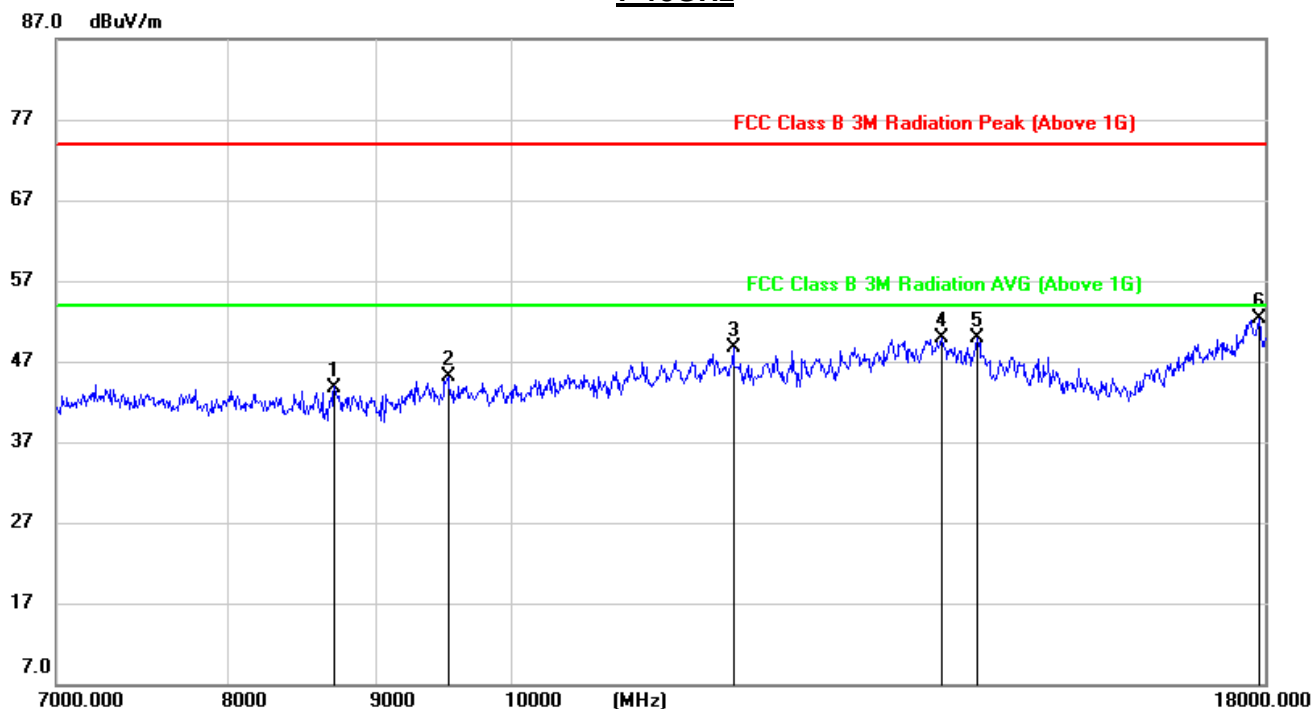
2. If Peak Result complies with AV limit, AV Result is deemed to comply with AV limit.

3. Peak: Peak detector.

4. Owing to the highest peak level complies with the lowest limit of unwanted emission out of the restricted bands (Please refer to page 210), so all the test point were deemed to comply with the limits list in the standard.



### 7-18GHz



No.	Frequency (MHz)	Reading (dBuV/m)	Correct dB/m	Result (dBuV/m)	Limit (dBuV/m)	Margin (dB)	Remark
1	8698.376	35.95	7.85	43.80	74.00	-30.20	peak
2	9505.929	35.27	9.78	45.05	74.00	-28.95	peak
3	11879.434	33.99	14.74	48.73	74.00	-25.27	peak
4	13974.805	31.29	18.61	49.90	74.00	-24.10	peak
5	14376.428	31.62	18.29	49.91	74.00	-24.09	peak
6	17915.199	28.25	24.08	52.33	74.00	-21.67	peak

Note: 1. Measurement = Reading Level + Correct Factor.  
2. If Peak Result complies with AV limit, AV Result is deemed to comply with AV limit.  
3. Peak: Peak detector.  
4. Owing to the highest peak level complies with the lowest limit of unwanted emission out of the restricted bands (Please refer to page 210), so all the test point were deemed to comply with the limits list in the standard.



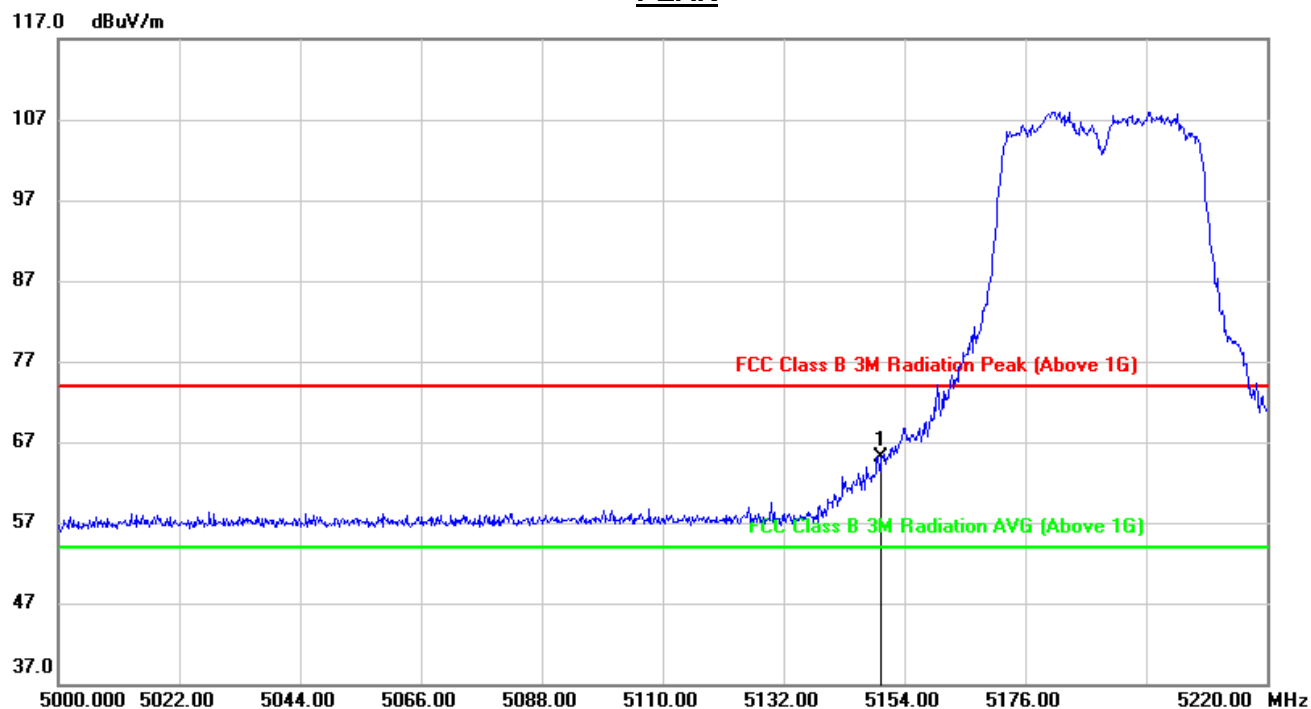
### 7.3. 802.11n HT40 MODE

#### 7.3.1. UNII-1 BAND

#### 3TX (WORST-CASE CONFIGURATION)

#### RESTRICTED BANDEDGE LOW CHANNEL

#### HORIZONTAL RESULTS PEAK

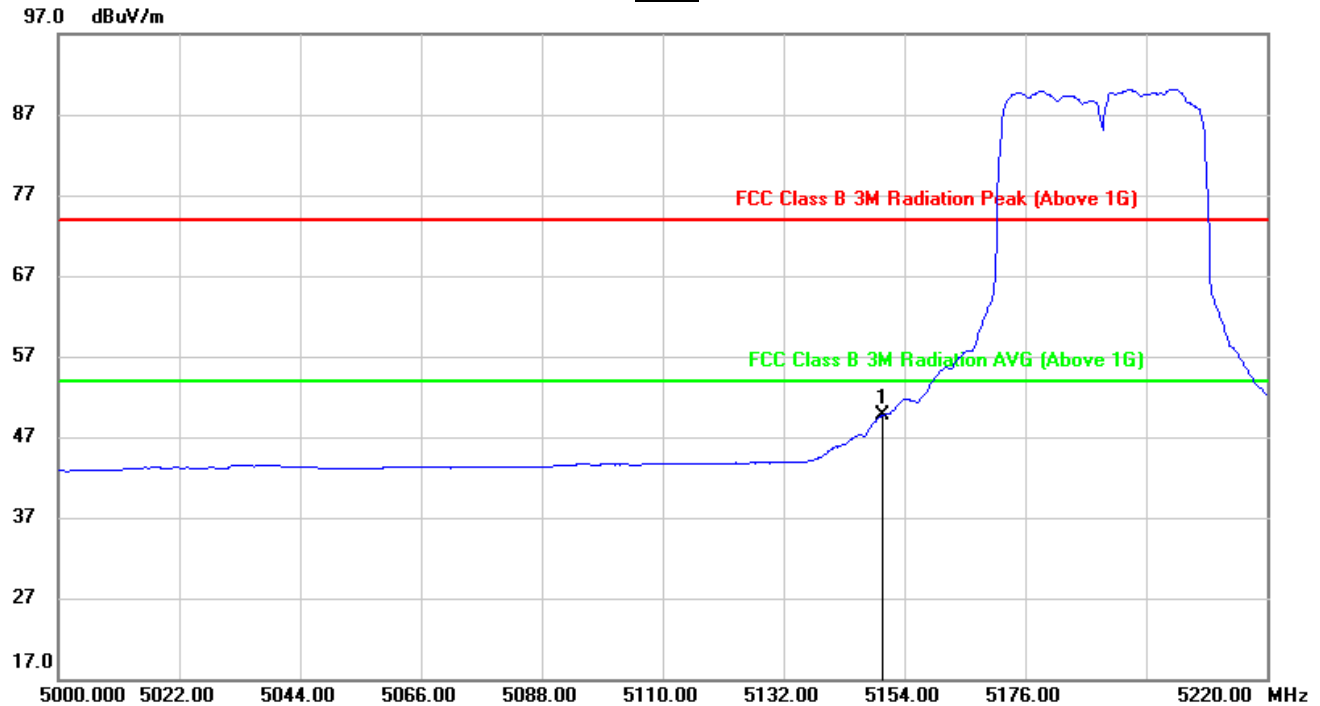


No.	Frequency (MHz)	Reading (dBuV/m)	Correct dB/m	Result (dBuV/m)	Limit (dBuV/m)	Margin (dB)	Remark
1	5150.000	24.63	40.40	65.03	74.00	-8.97	peak

Note: 1. Measurement = Reading Level + Correct Factor.  
2. If Peak Result complies with AV limit, AV Result is deemed to comply with AV limit.  
3. Peak: Peak detector.



### AVG

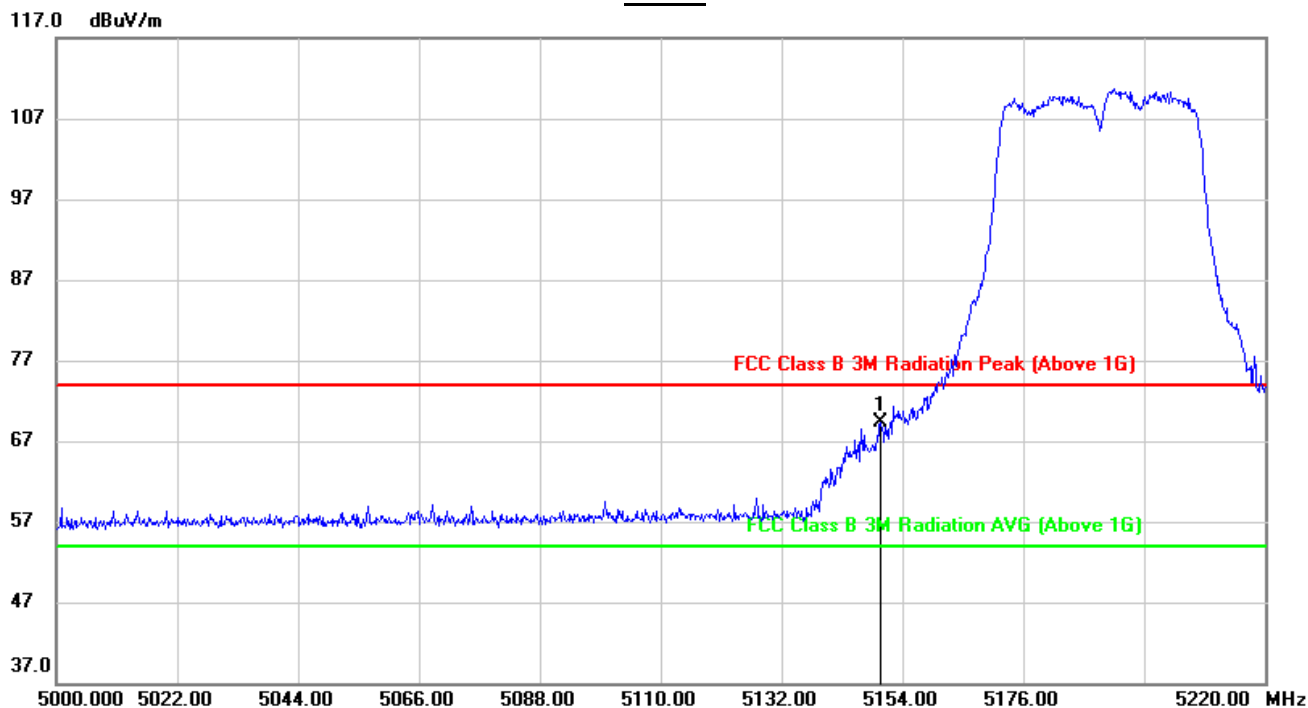


No.	Frequency (MHz)	Reading (dBuV/m)	Correct dB/m	Result (dBuV/m)	Limit (dBuV/m)	Margin (dB)	Remark
1	5150.000	9.33	40.40	49.73	54.00	-4.27	AVG

Note: 1. Measurement = Reading Level + Correct Factor  
2. AVG:VBW=1/T,(For the value of 1/T,please refer to the table on page 17).  
3. For duty cycle, please refer to clause 6.1.



**VERTICAL RESULTS**  
**PEAK**

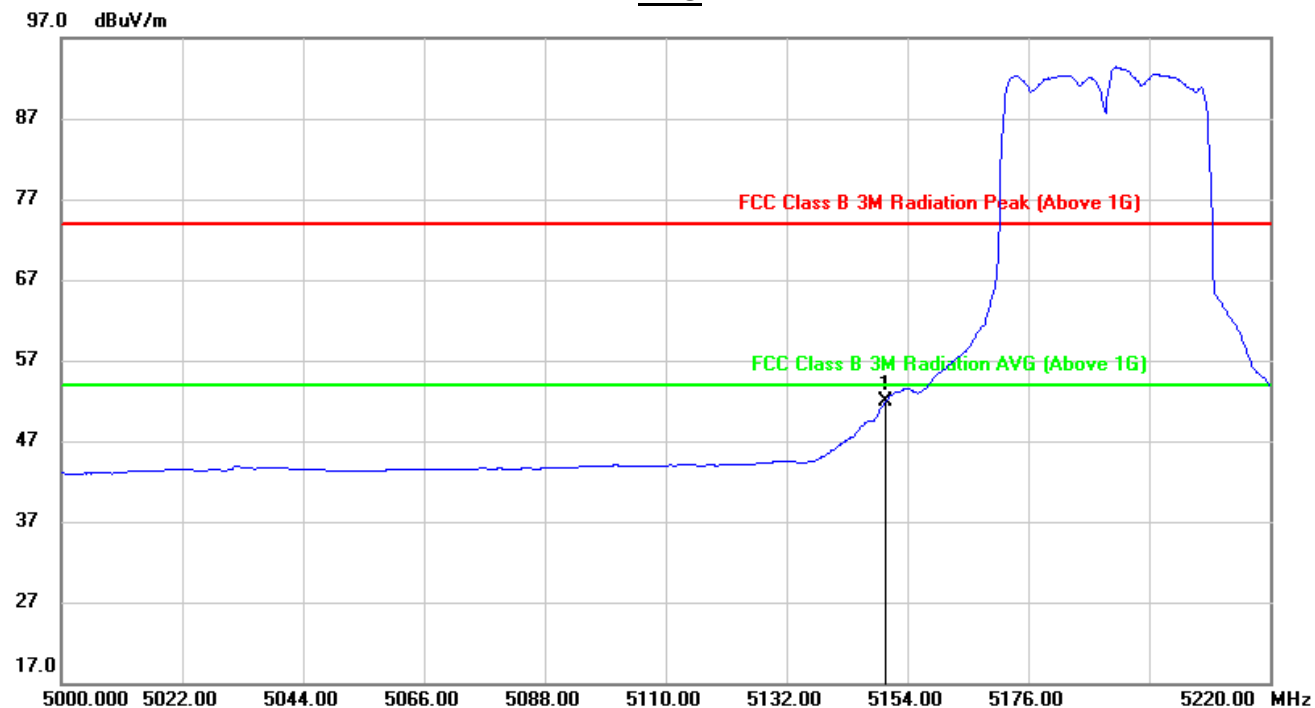


No.	Frequency (MHz)	Reading (dBuV/m)	Correct dB/m	Result (dBuV/m)	Limit (dBuV/m)	Margin (dB)	Remark
1	5150.000	28.78	40.60	69.38	74.00	-4.62	peak

Note: 1. Measurement = Reading Level + Correct Factor.  
2. If Peak Result complies with AV limit, AV Result is deemed to comply with AV limit.  
3. Peak: Peak detector.



**AVG**



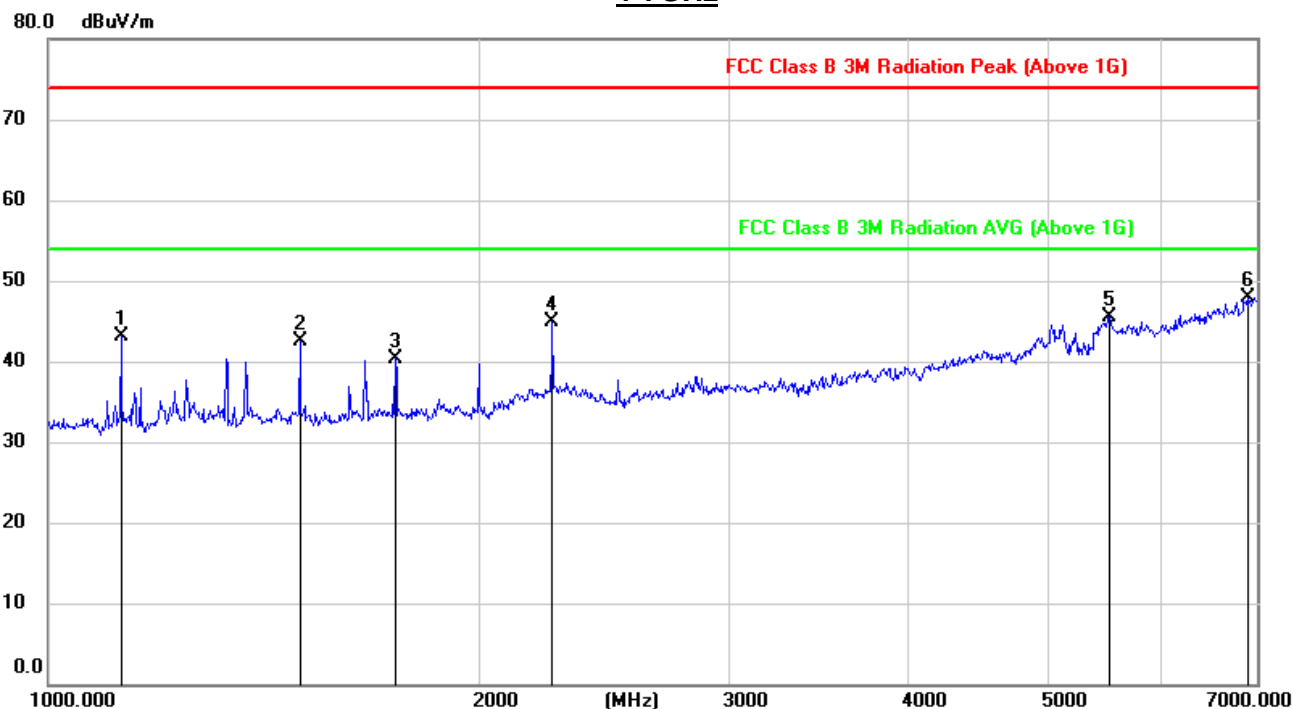
No.	Frequency (MHz)	Reading (dBuV/m)	Correct dB/m	Result (dBuV/m)	Limit (dBuV/m)	Margin (dB)	Remark
1	5150.000	11.29	40.60	51.89	54.00	-2.11	AVG

Note: 1. Measurement = Reading Level + Correct Factor  
2. AVG:VBW=1/T,(For the value of 1/T,please refer to the table on page 17).  
3. For duty cycle, please refer to clause 6.1.



## HARMONICS AND SPURIOUS EMISSIONS LOW CHANNEL

### HORIZONTAL RESULTS 1-7GHz



No.	Frequency (MHz)	Reading (dBuV/m)	Correct dB/m	Result (dBuV/m)	Limit (dBuV/m)	Margin (dB)	Remark
1	1123.844	56.85	-13.79	43.06	74.00	-30.94	peak
2	1498.927	55.02	-12.61	42.41	74.00	-31.59	peak
3	1751.412	52.29	-11.89	40.40	74.00	-33.60	peak
4	2251.158	53.29	-8.36	44.93	74.00	-29.07	peak
5	5520.725	44.51	1.00	45.51	74.00	-28.49	peak
6	6891.873	42.89	4.96	47.85	74.00	-26.15	peak

Note: 1. Measurement = Reading Level + Correct Factor.

2. If Peak Result complies with AV limit, AV Result is deemed to comply with AV limit.

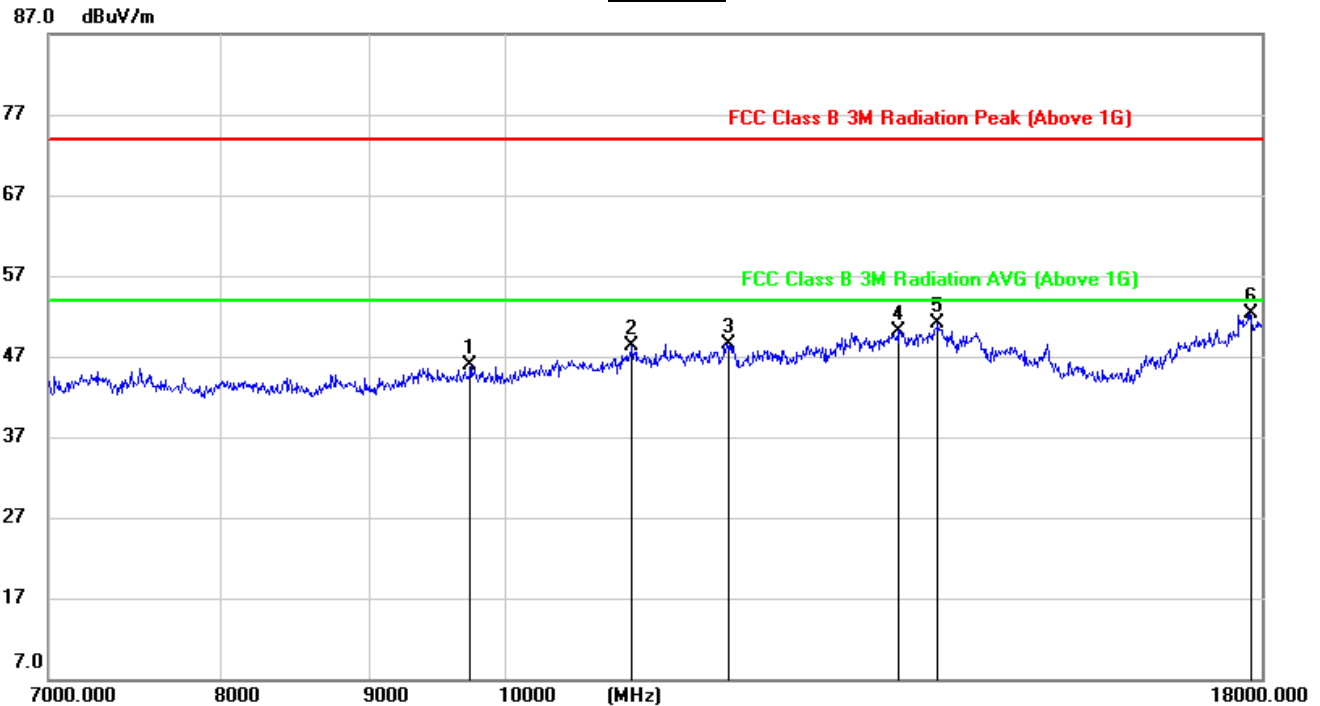
3. Peak: Peak detector.

4. Owing to the highest peak level complies with the lowest limit of unwanted emission out of the restricted bands (Please refer to page 210), so all the test point were deemed to comply with the limits list in the standard.





### HORIZONTAL RESULTS 7-18GHz



No.	Frequency (MHz)	Reading (dBuV/m)	Correct dB/m	Result (dBuV/m)	Limit (dBuV/m)	Margin (dB)	Remark
1	9723.861	36.00	9.87	45.87	74.00	-28.13	peak
2	11035.757	35.48	12.78	48.26	74.00	-25.74	peak
3	11879.434	33.60	14.83	48.43	74.00	-25.57	peak
4	13584.402	31.73	18.47	50.20	74.00	-23.80	peak
5	13988.010	32.67	18.49	51.16	74.00	-22.84	peak
6	17847.646	27.95	24.26	52.21	74.00	-21.79	peak

Note: 1. Measurement = Reading Level + Correct Factor.

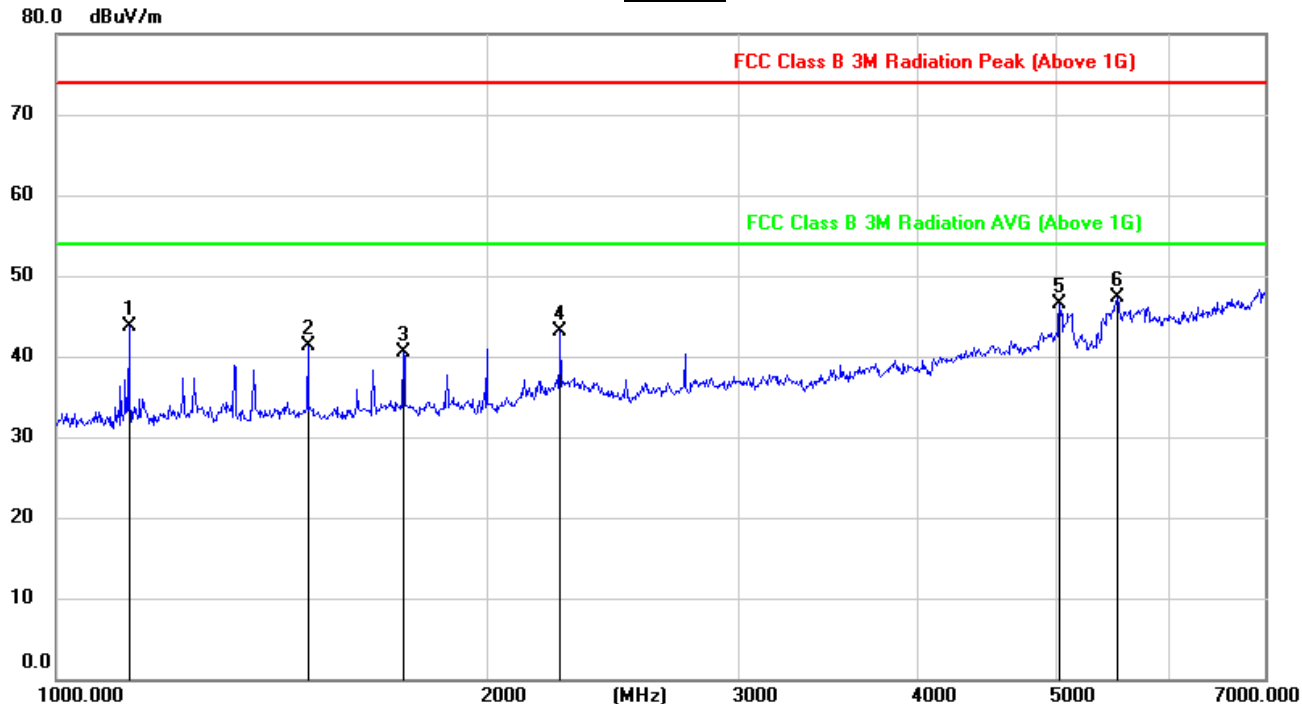
2. If Peak Result complies with AV limit, AV Result is deemed to comply with AV limit.

3. Peak: Peak detector.

4. Owing to the highest peak level complies with the lowest limit of unwanted emission out of the restricted bands (Please refer to page 210), so all the test point were deemed to comply with the limits list in the standard.



**VERTICAL RESULTS**  
**1-7GHz**



No.	Frequency (MHz)	Reading (dBuV/m)	Correct dB/m	Result (dBuV/m)	Limit (dBuV/m)	Margin (dB)	Remark
1	1123.844	57.77	-14.04	43.73	74.00	-30.27	peak
2	1498.927	53.98	-12.71	41.27	74.00	-32.73	peak
3	1751.412	52.36	-11.89	40.47	74.00	-33.53	peak
4	2251.158	51.50	-8.36	43.14	74.00	-30.86	peak
5	5028.418	47.08	-0.67	46.41	74.00	-27.59	peak
6	5520.725	46.37	1.00	47.37	74.00	-26.63	peak

Note: 1. Measurement = Reading Level + Correct Factor.

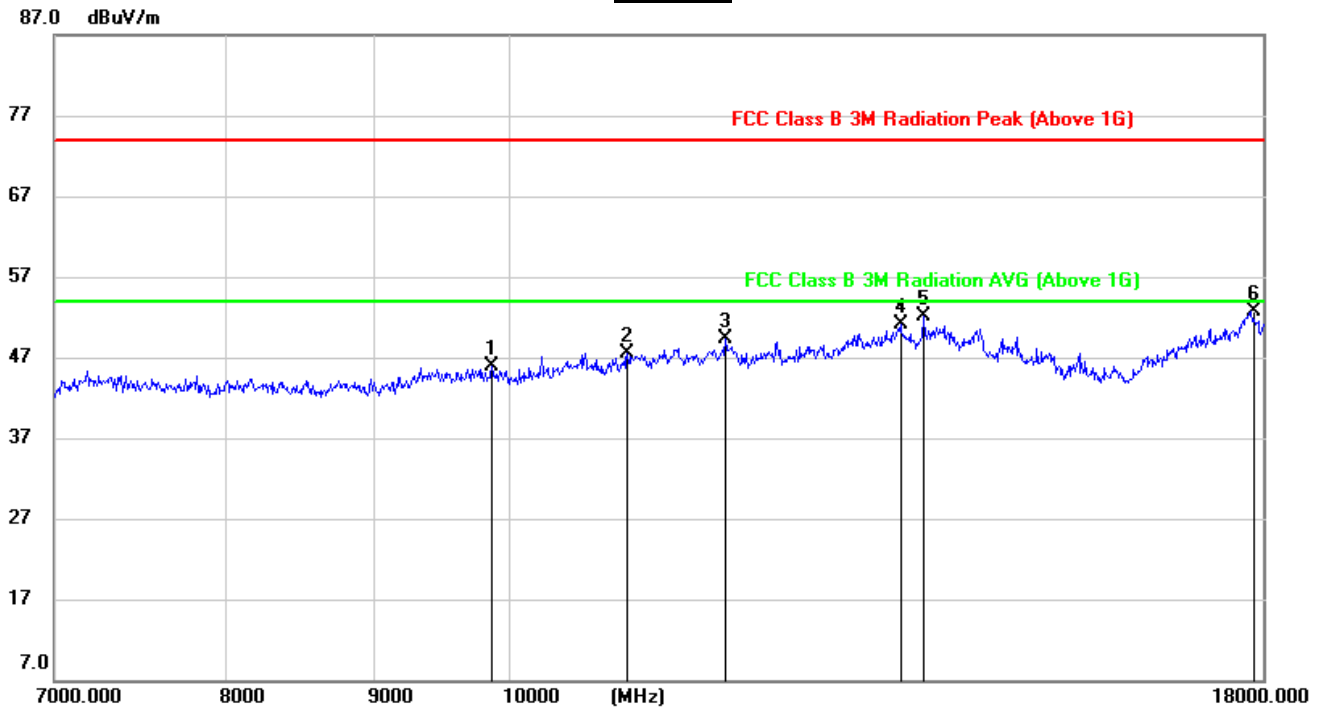
2. If Peak Result complies with AV limit, AV Result is deemed to comply with AV limit.

3. Peak: Peak detector.

4. Owing to the highest peak level complies with the lowest limit of unwanted emission out of the restricted bands (Please refer to page 210), so all the test point were deemed to comply with the limits list in the standard.



### 7-18GHz



No.	Frequency (MHz)	Reading (dBuV/m)	Correct dB/m	Result (dBuV/m)	Limit (dBuV/m)	Margin (dB)	Remark
1	9853.288	35.55	10.42	45.97	74.00	-28.03	peak
2	10952.689	35.01	12.54	47.55	74.00	-26.45	peak
3	11834.640	34.55	14.69	49.24	74.00	-24.76	peak
4	13571.578	32.47	18.66	51.13	74.00	-22.87	peak
5	13804.271	33.00	19.01	52.01	74.00	-21.99	peak
6	17847.646	28.88	23.89	52.77	74.00	-21.23	peak

Note: 1. Measurement = Reading Level + Correct Factor.

2. If Peak Result complies with AV limit, AV Result is deemed to comply with AV limit.

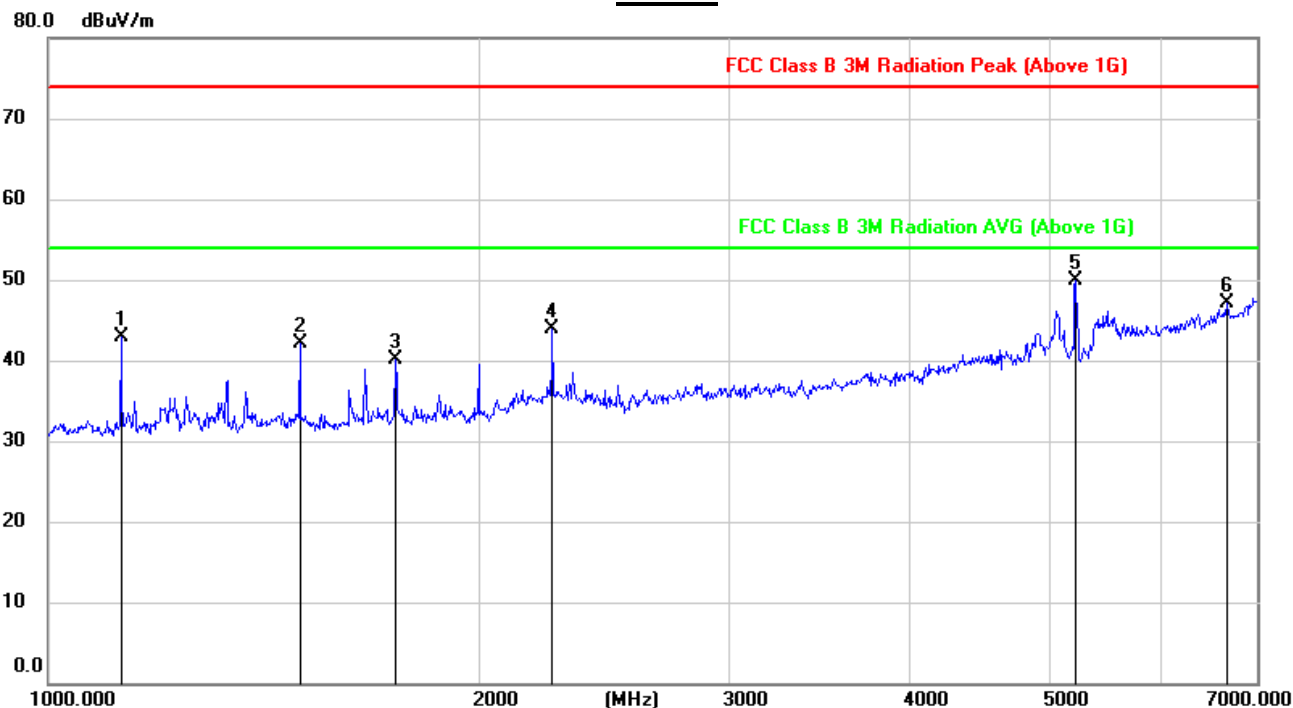
3. Peak: Peak detector.

4. Owing to the highest peak level complies with the lowest limit of unwanted emission out of the restricted bands (Please refer to page 210), so all the test point were deemed to comply with the limits list in the standard.



## HARMONICS AND SPURIOUS EMISSIONS HIGH CHANNEL

### HORIZONTAL RESULTS 1-7GHz



No.	Frequency (MHz)	Reading (dBuV/m)	Correct dB/m	Result (dBuV/m)	Limit (dBuV/m)	Margin (dB)	Remark
1	1123.844	56.62	-13.79	42.83	74.00	-31.17	peak
2	1498.927	54.77	-12.61	42.16	74.00	-31.84	peak
3	1751.412	52.08	-11.89	40.19	74.00	-33.81	peak
4	2251.158	52.21	-8.36	43.85	74.00	-30.15	peak
5	5227.973	50.10	-0.21	49.89	74.00	-24.11	peak
6	6667.616	42.98	4.16	47.14	74.00	-26.86	peak

Note: 1. Measurement = Reading Level + Correct Factor.

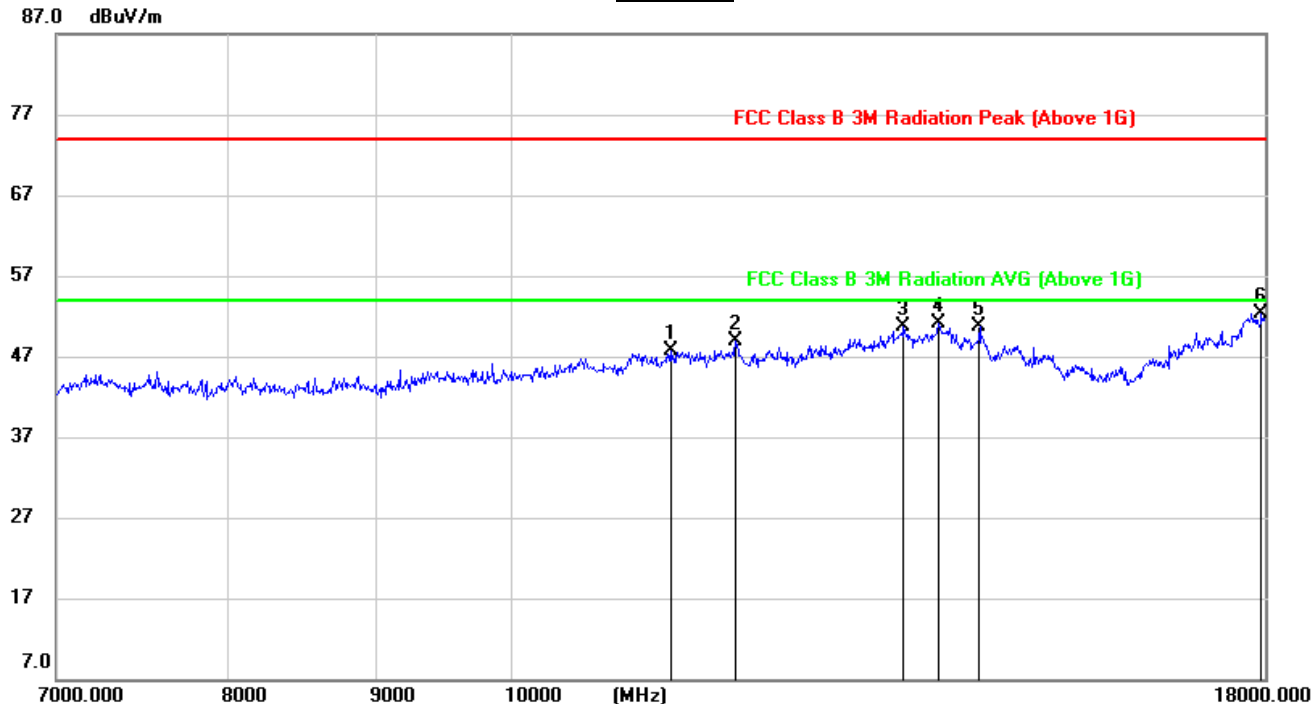
2. If Peak Result complies with AV limit, AV Result is deemed to comply with AV limit.

3. Peak: Peak detector.

4. Owing to the highest peak level complies with the lowest limit of unwanted emission out of the restricted bands (Please refer to page 210), so all the test point were deemed to comply with the limits list in the standard.



### HORIZONTAL RESULTS 7-18GHz



No.	Frequency (MHz)	Reading (dBuV/m)	Correct dB/m	Result (dBuV/m)	Limit (dBuV/m)	Margin (dB)	Remark
1	11310.106	34.04	13.61	47.65	74.00	-26.35	peak
2	11901.894	33.72	15.22	48.94	74.00	-25.06	peak
3	13584.402	32.18	18.47	50.65	74.00	-23.35	peak
4	13948.432	32.59	18.55	51.14	74.00	-22.86	peak
5	14403.609	32.73	17.88	50.61	74.00	-23.39	peak
6	17966.031	27.55	24.80	52.35	74.00	-21.65	peak

Note: 1. Measurement = Reading Level + Correct Factor.

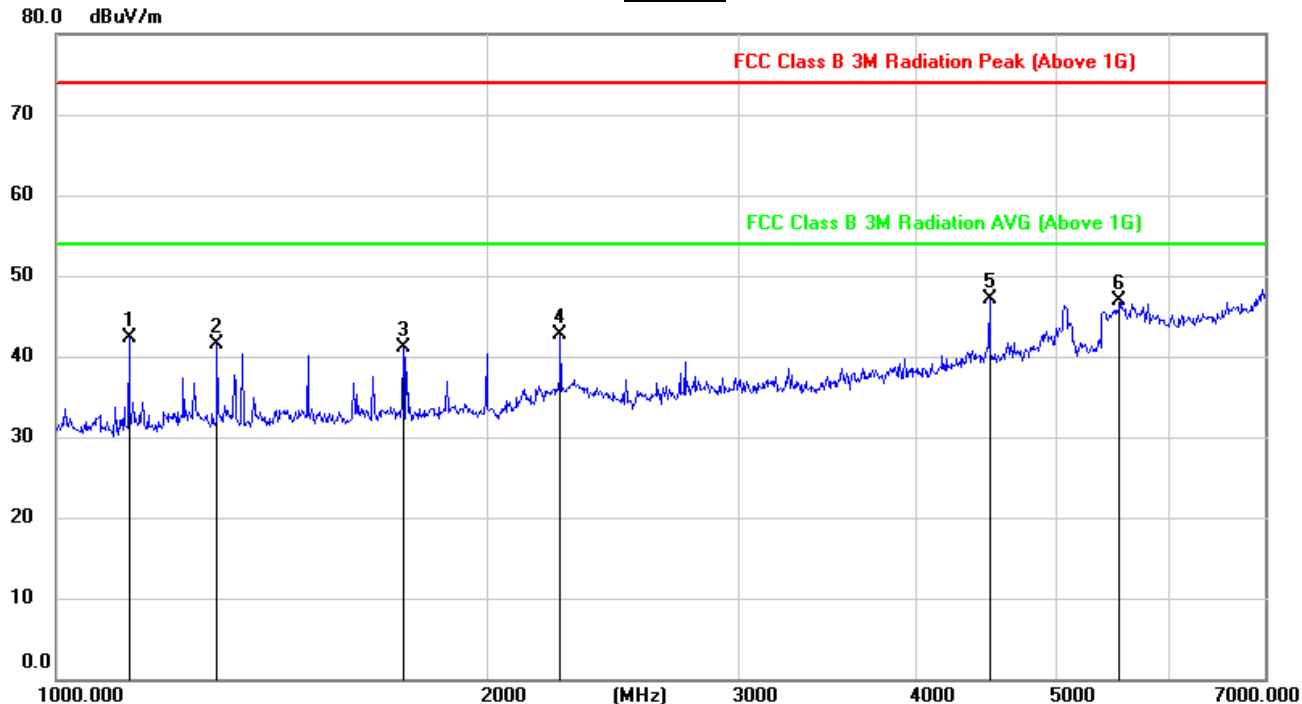
2. If Peak Result complies with AV limit, AV Result is deemed to comply with AV limit.

3. Peak: Peak detector.

4. Owing to the highest peak level complies with the lowest limit of unwanted emission out of the restricted bands (Please refer to page 210), so all the test point were deemed to comply with the limits list in the standard.



**VERTICAL RESULTS**  
**1-7GHz**

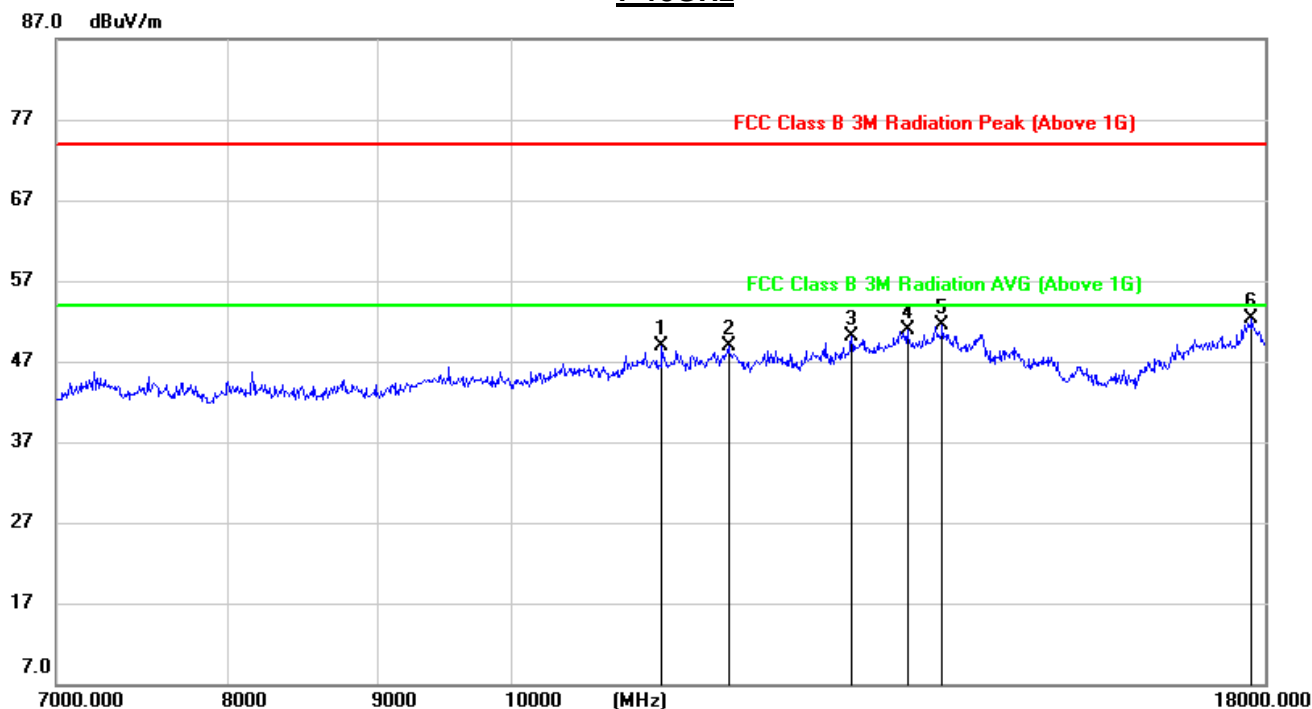


No.	Frequency (MHz)	Reading (dBuV/m)	Correct dB/m	Result (dBuV/m)	Limit (dBuV/m)	Margin (dB)	Remark
1	1123.844	56.26	-14.04	42.22	74.00	-31.78	peak
2	1295.383	54.56	-12.98	41.58	74.00	-32.42	peak
3	1751.412	52.99	-11.89	41.10	74.00	-32.90	peak
4	2251.158	51.06	-8.36	42.70	74.00	-31.30	peak
5	4491.751	49.21	-2.18	47.03	74.00	-26.97	peak
6	5542.252	46.00	0.97	46.97	74.00	-27.03	peak

Note: 1. Measurement = Reading Level + Correct Factor.  
2. If Peak Result complies with AV limit, AV Result is deemed to comply with AV limit.  
3. Peak: Peak detector.  
4. Owing to the highest peak level complies with the lowest limit of unwanted emission out of the restricted bands (Please refer to page 210), so all the test point were deemed to comply with the limits list in the standard.



### 7-18GHz



No.	Frequency (MHz)	Reading (dBuV/m)	Correct dB/m	Result (dBuV/m)	Limit (dBuV/m)	Margin (dB)	Remark
1	11235.579	35.29	13.52	48.81	74.00	-25.19	peak
2	11845.822	34.23	14.72	48.95	74.00	-25.05	peak
3	13031.453	33.37	16.67	50.04	74.00	-23.96	peak
4	13610.086	32.43	18.40	50.83	74.00	-23.17	peak
5	13988.010	32.94	18.59	51.53	74.00	-22.47	peak
6	17813.965	27.82	24.42	52.24	74.00	-21.76	peak

Note: 1. Measurement = Reading Level + Correct Factor.  
2. If Peak Result complies with AV limit, AV Result is deemed to comply with AV limit.  
3. Peak: Peak detector.  
4. Owing to the highest peak level complies with the lowest limit of unwanted emission out of the restricted bands (Please refer to page 210), so all the test point were deemed to comply with the limits list in the standard.

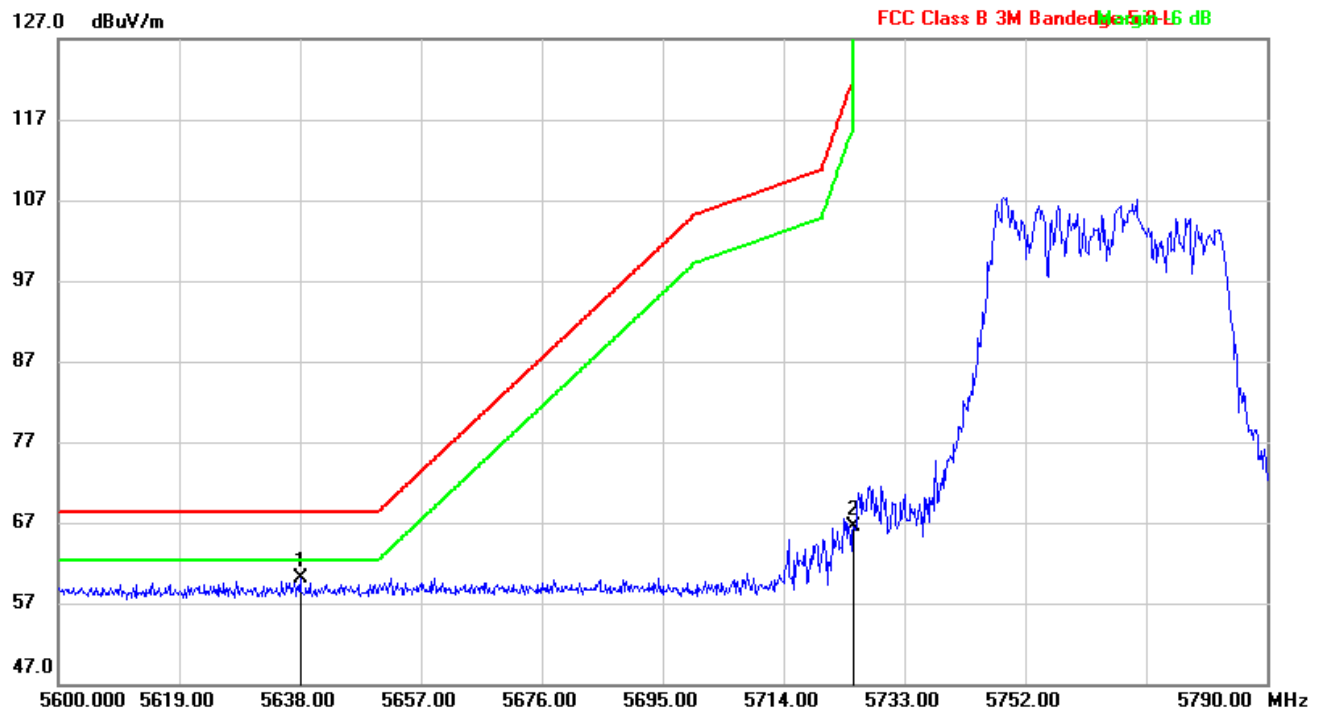


### 7.3.2. UNII-3 BAND

#### 3TX (WORST-CASE CONFIGURATION)

#### RESTRICTED BANDEDGE LOW CHANNEL

#### HORIZONTAL RESULTS



No.	Frequency (MHz)	Reading (dBuV/m)	Correct dB/m	Result (dBuV/m)	Limit (dBuV/m)	Margin (dB)	Remark
1	5638.000	18.92	41.17	60.09	68.20	-8.11	peak
2	5725.000	25.16	41.39	66.55	122.20	-55.65	peak

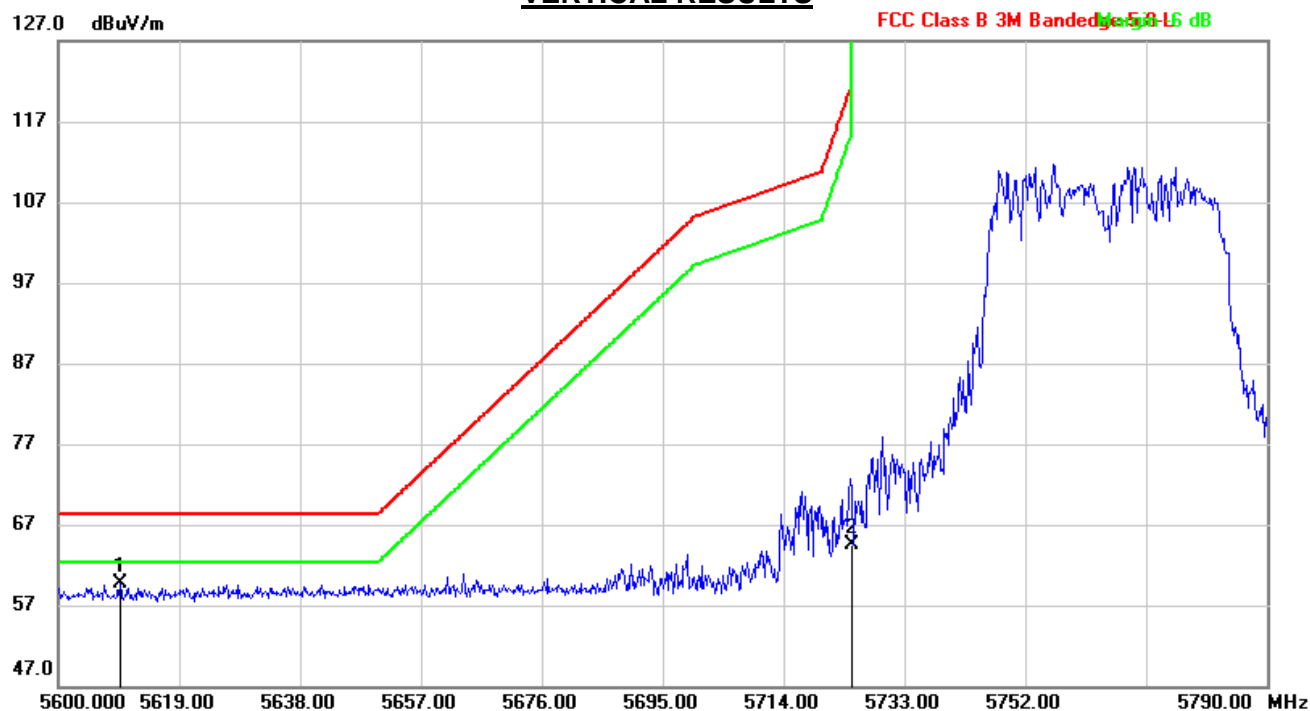
Note: 1. Measurement = Reading Level + Correct Factor.

.





### VERTICAL RESULTS



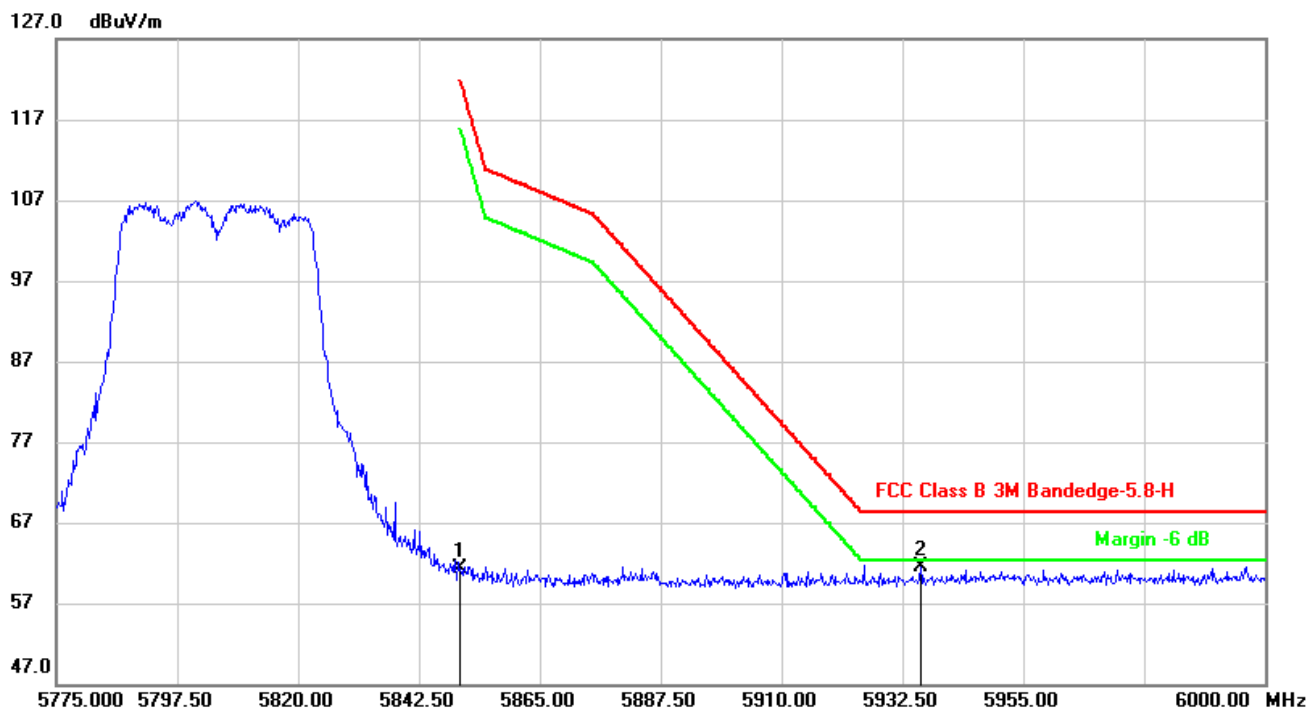
No.	Frequency (MHz)	Reading (dBuV/m)	Correct dB/m	Result (dBuV/m)	Limit (dBuV/m)	Margin (dB)	Remark
1	5609.690	18.43	41.17	59.60	68.20	-8.60	peak
2	5725.000	23.05	41.49	64.54	122.20	-57.66	peak

Note: 1. Measurement = Reading Level + Correct Factor.



## RESTRICTED BANDEDGE HIGH CHANNEL

### HORIZONTAL RESULTS



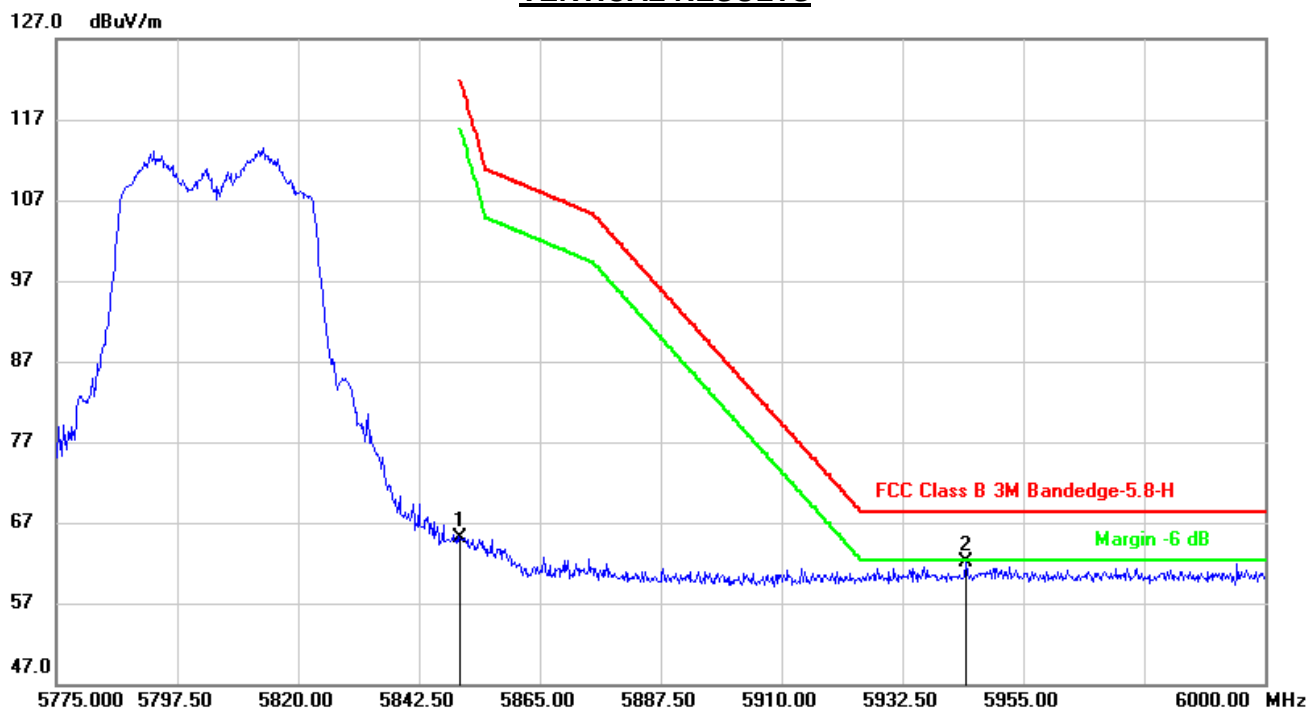
No.	Frequency (MHz)	Reading (dBuV/m)	Correct dB/m	Result (dBuV/m)	Limit (dBuV/m)	Margin (dB)	Remark
1	5850.000	19.56	41.77	61.33	122.20	-60.87	peak
2	5935.875	19.67	41.93	61.60	68.20	-6.60	peak

Note: 1. Measurement = Reading Level + Correct Factor.

.



### VERTICAL RESULTS



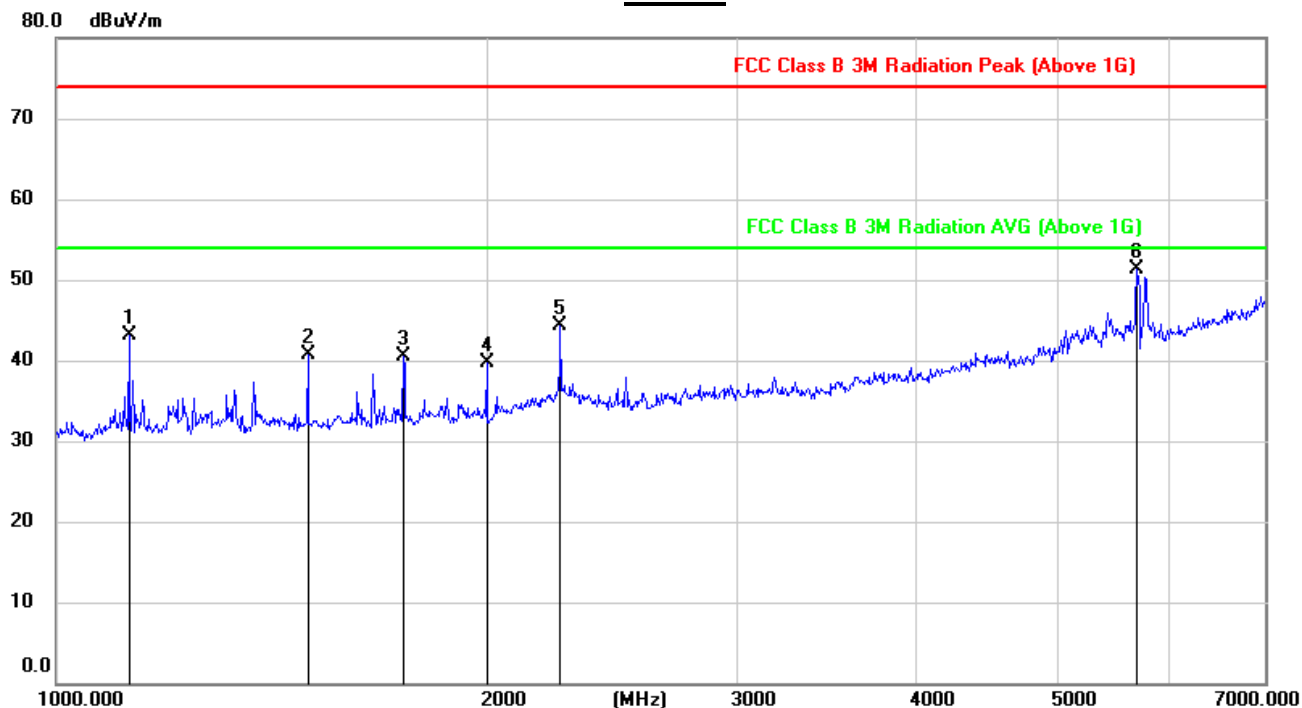
No.	Frequency (MHz)	Reading (dBuV/m)	Correct dB/m	Result (dBuV/m)	Limit (dBuV/m)	Margin (dB)	Remark
1	5850.000	23.26	41.87	65.13	122.20	-57.07	peak
2	5944.425	19.98	42.07	62.05	68.20	-6.15	peak

Note: 1. Measurement = Reading Level + Correct Factor.



## HARMONICS AND SPURIOUS EMISSIONS LOW CHANNEL

### HORIZONTAL RESULTS 1-7GHz



No.	Frequency (MHz)	Reading (dBuV/m)	Correct dB/m	Result (dBuV/m)	Limit (dBuV/m)	Margin (dB)	Remark
1	1123.844	56.99	-13.79	43.20	74.00	-30.80	peak
2	1498.927	53.29	-12.61	40.68	74.00	-33.32	peak
3	1751.412	52.32	-11.89	40.43	74.00	-33.57	peak
4	1999.194	50.88	-11.21	39.67	74.00	-34.33	peak
5	2251.158	52.71	-8.36	44.35	74.00	-29.65	peak
6	5695.314	50.37	0.89	51.26	74.00	-22.74	peak

Note: 1. Measurement = Reading Level + Correct Factor.

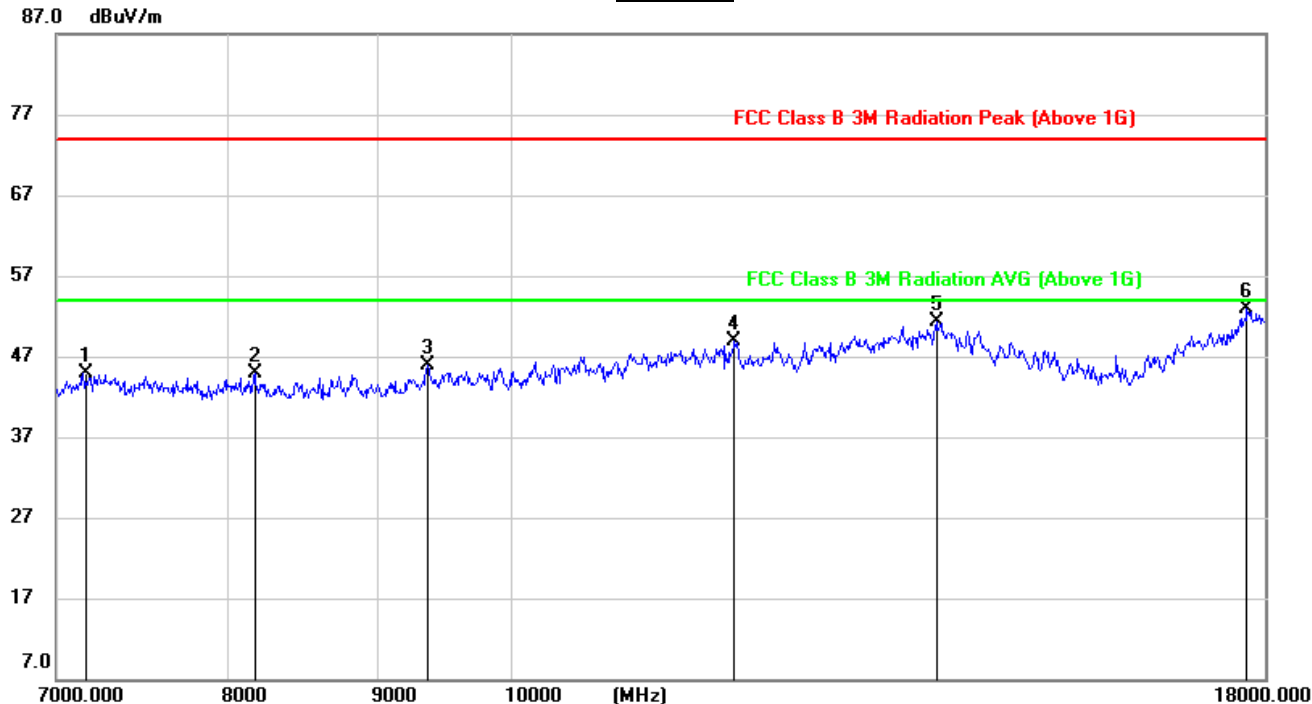
2. If Peak Result complies with AV limit, AV Result is deemed to comply with AV limit.

3. Peak: Peak detector.

4. Owing to the highest peak level complies with the lowest limit of unwanted emission out of the restricted bands (Please refer to page 210), so all the test point were deemed to comply with the limits list in the standard.



### HORIZONTAL RESULTS 7-18GHz



No.	Frequency (MHz)	Reading (dBuV/m)	Correct dB/m	Result (dBuV/m)	Limit (dBuV/m)	Margin (dB)	Remark
1	7153.722	38.60	6.37	44.97	74.00	-29.03	peak
2	8172.721	37.75	7.08	44.83	74.00	-29.17	peak
3	9354.522	36.58	9.41	45.99	74.00	-28.01	peak
4	11890.659	33.93	15.06	48.99	74.00	-25.01	peak
5	13935.265	32.67	18.55	51.22	74.00	-22.78	peak
6	17763.562	29.18	23.76	52.94	74.00	-21.06	peak

Note: 1. Measurement = Reading Level + Correct Factor.

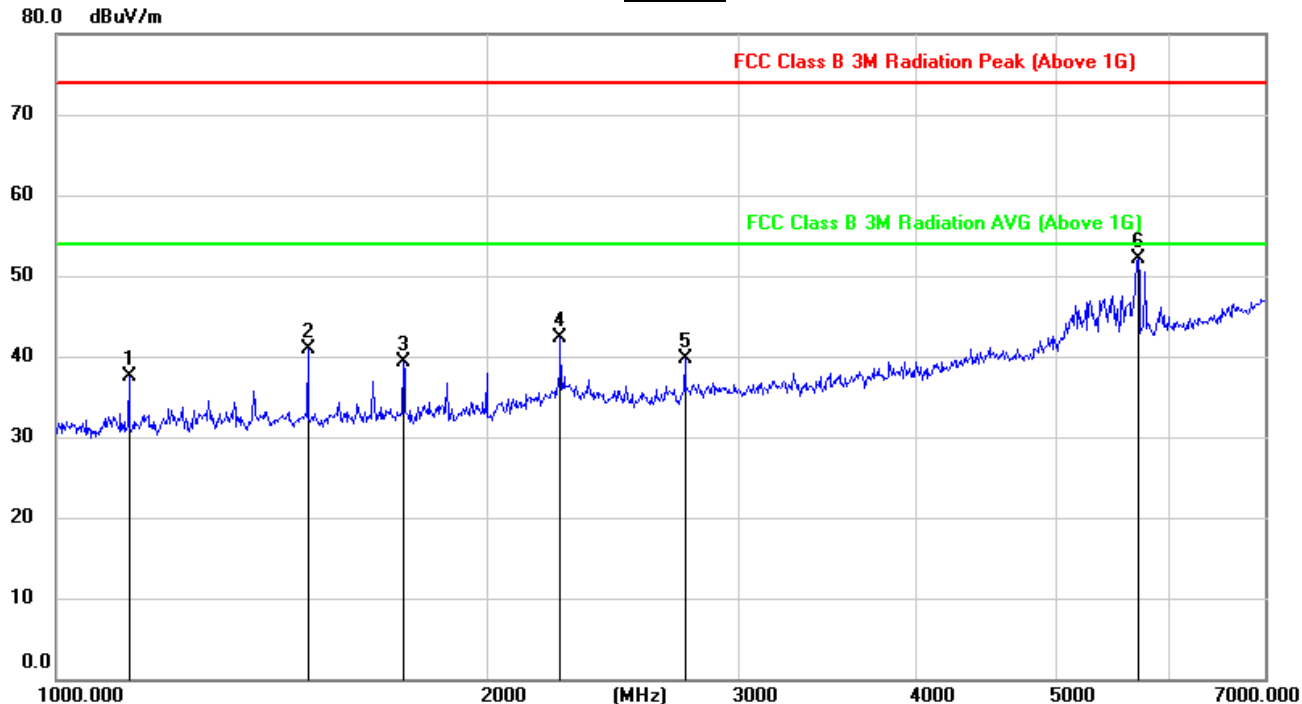
2. If Peak Result complies with AV limit, AV Result is deemed to comply with AV limit.

3. Peak: Peak detector.

4. Owing to the highest peak level complies with the lowest limit of unwanted emission out of the restricted bands (Please refer to page 210), so all the test point were deemed to comply with the limits list in the standard.



**VERTICAL RESULTS**  
**1-7GHz**



No.	Frequency (MHz)	Reading (dBuV/m)	Correct dB/m	Result (dBuV/m)	Limit (dBuV/m)	Margin (dB)	Remark
1	1123.844	51.59	-14.04	37.55	74.00	-36.45	peak
2	1498.927	53.52	-12.71	40.81	74.00	-33.19	peak
3	1751.412	51.19	-11.89	39.30	74.00	-34.70	peak
4	2251.158	50.60	-8.36	42.24	74.00	-31.76	peak
5	2750.749	47.73	-8.04	39.69	74.00	-34.31	peak
6	5706.407	51.18	1.02	52.20	74.00	-21.80	peak

Note: 1. Measurement = Reading Level + Correct Factor.

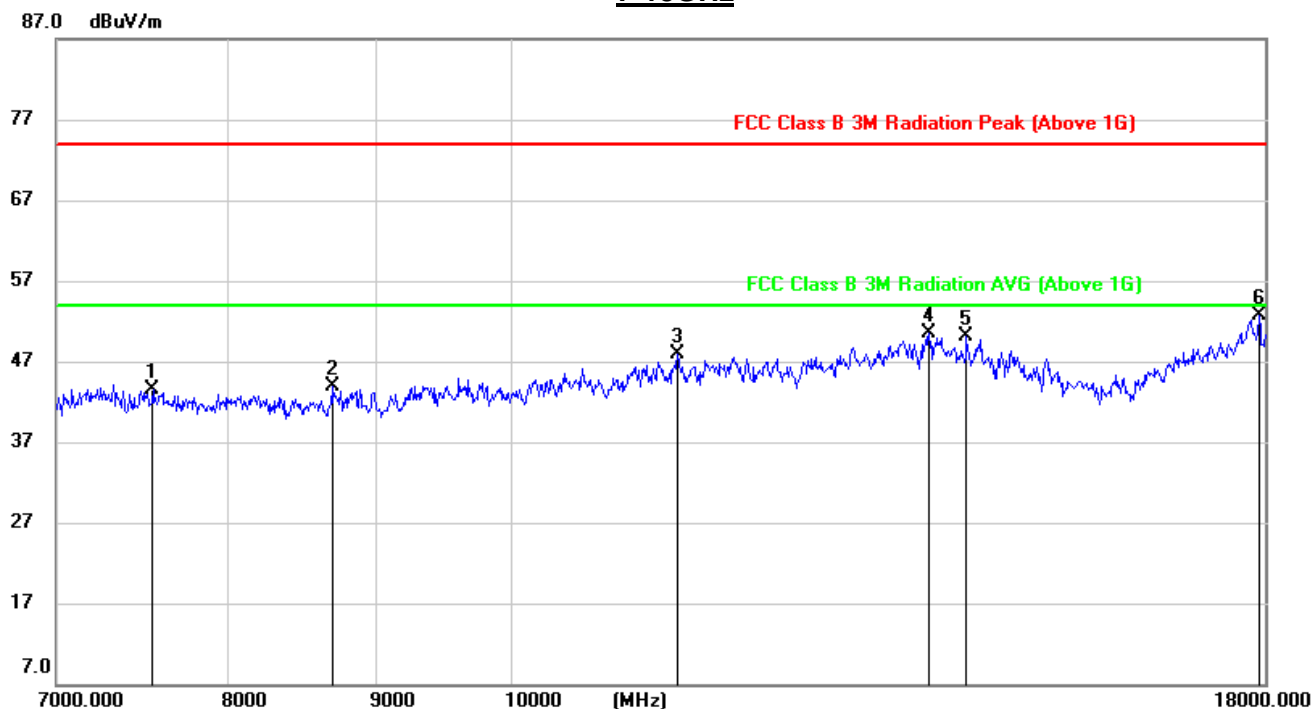
2. If Peak Result complies with AV limit, AV Result is deemed to comply with AV limit.

3. Peak: Peak detector.

4. Owing to the highest peak level complies with the lowest limit of unwanted emission out of the restricted bands (Please refer to page 210), so all the test point were deemed to comply with the limits list in the standard.



### 7-18GHz



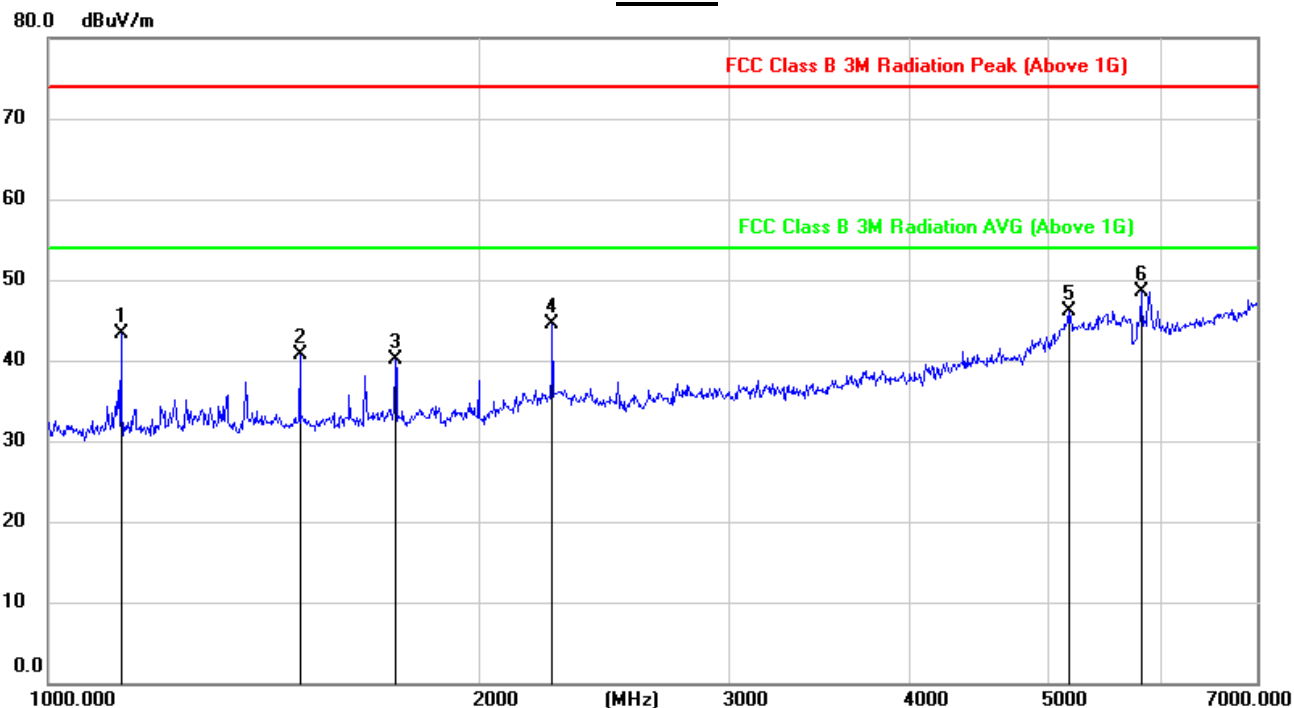
No.	Frequency (MHz)	Reading (dBuV/m)	Correct dB/m	Result (dBuV/m)	Limit (dBuV/m)	Margin (dB)	Remark
1	7549.392	36.79	6.77	43.56	74.00	-30.44	peak
2	8681.961	36.21	7.64	43.85	74.00	-30.15	peak
3	11374.380	34.18	13.64	47.82	74.00	-26.18	peak
4	13856.520	31.76	18.79	50.55	74.00	-23.45	peak
5	14268.213	32.31	17.85	50.16	74.00	-23.84	peak
6	17915.199	28.55	24.08	52.63	74.00	-21.37	peak

Note: 1. Measurement = Reading Level + Correct Factor.  
2. If Peak Result complies with AV limit, AV Result is deemed to comply with AV limit.  
3. Peak: Peak detector.  
4. Owing to the highest peak level complies with the lowest limit of unwanted emission out of the restricted bands (Please refer to page 210), so all the test point were deemed to comply with the limits list in the standard.



## HARMONICS AND SPURIOUS EMISSIONS HIGH CHANNEL

### HORIZONTAL RESULTS 1-7GHz



No.	Frequency (MHz)	Reading (dBuV/m)	Correct dB/m	Result (dBuV/m)	Limit (dBuV/m)	Margin (dB)	Remark
1	1123.844	57.17	-13.79	43.38	74.00	-30.62	peak
2	1498.927	53.37	-12.61	40.76	74.00	-33.24	peak
3	1751.412	51.93	-11.89	40.04	74.00	-33.96	peak
4	2251.158	52.93	-8.36	44.57	74.00	-29.43	peak
5	5167.289	46.22	-0.21	46.01	74.00	-27.99	peak
6	5807.225	47.24	1.33	48.57	74.00	-25.43	peak

Note: 1. Measurement = Reading Level + Correct Factor.

2. If Peak Result complies with AV limit, AV Result is deemed to comply with AV limit.

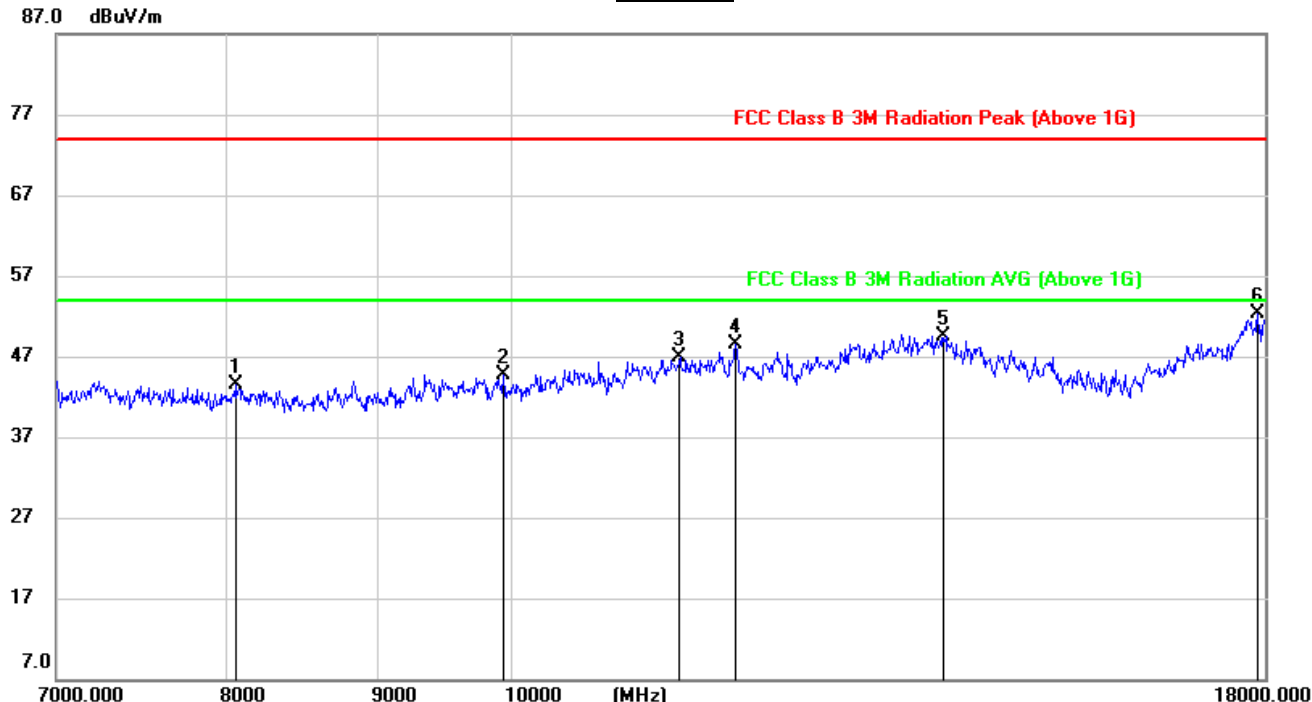
3. Peak: Peak detector.

4. Owing to the highest peak level complies with the lowest limit of unwanted emission out of the restricted bands (Please refer to page 210), so all the test point were deemed to comply with the limits list in the standard.





### HORIZONTAL RESULTS 7-18GHz



No.	Frequency (MHz)	Reading (dBuV/m)	Correct dB/m	Result (dBuV/m)	Limit (dBuV/m)	Margin (dB)	Remark
1	8050.148	36.64	6.82	43.46	74.00	-30.54	peak
2	9928.019	34.34	10.28	44.62	74.00	-29.38	peak
3	11395.885	33.20	13.68	46.88	74.00	-27.12	peak
4	11901.894	33.21	15.22	48.43	74.00	-25.57	peak
5	14027.699	30.94	18.48	49.42	74.00	-24.58	peak
6	17898.287	28.24	23.99	52.23	74.00	-21.77	peak

Note: 1. Measurement = Reading Level + Correct Factor.

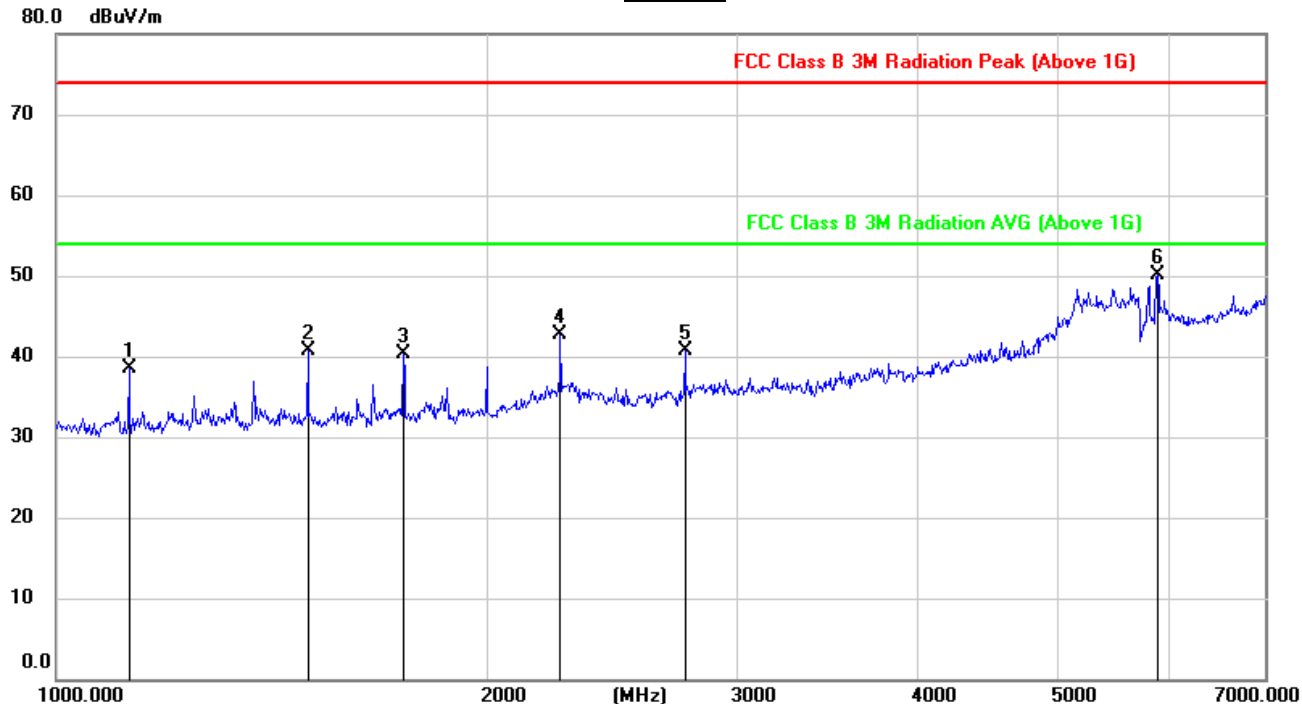
2. If Peak Result complies with AV limit, AV Result is deemed to comply with AV limit.

3. Peak: Peak detector.

4. Owing to the highest peak level complies with the lowest limit of unwanted emission out of the restricted bands (Please refer to page 210), so all the test point were deemed to comply with the limits list in the standard.



**VERTICAL RESULTS**  
**1-7GHz**



No.	Frequency (MHz)	Reading (dBuV/m)	Correct dB/m	Result (dBuV/m)	Limit (dBuV/m)	Margin (dB)	Remark
1	1123.844	52.56	-14.04	38.52	74.00	-35.48	peak
2	1498.927	53.50	-12.71	40.79	74.00	-33.21	peak
3	1751.412	52.13	-11.89	40.24	74.00	-33.76	peak
4	2251.158	51.07	-8.36	42.71	74.00	-31.29	peak
5	2750.749	48.70	-8.04	40.66	74.00	-33.34	peak
6	5886.868	48.56	1.49	50.05	74.00	-23.95	peak

Note: 1. Measurement = Reading Level + Correct Factor.

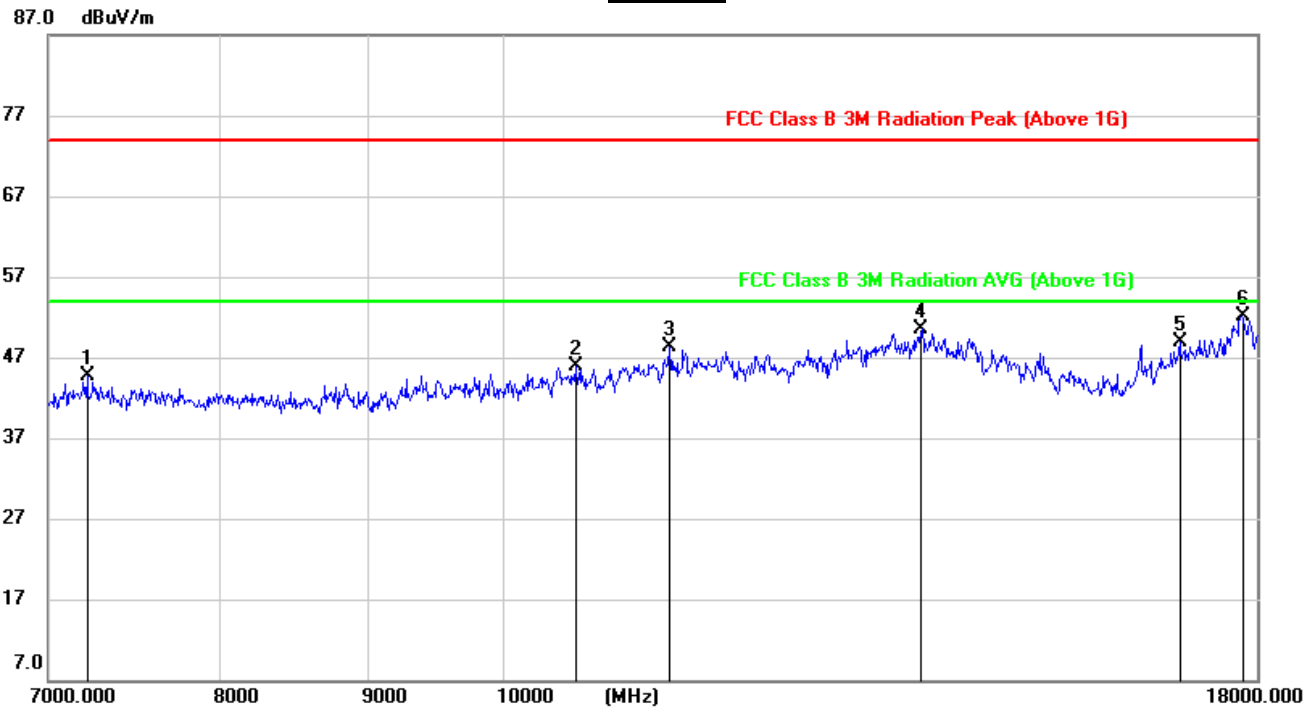
2. If Peak Result complies with AV limit, AV Result is deemed to comply with AV limit.

3. Peak: Peak detector.

4. Owing to the highest peak level complies with the lowest limit of unwanted emission out of the restricted bands (Please refer to page 210), so all the test point were deemed to comply with the limits list in the standard.



### 7-18GHz



No.	Frequency (MHz)	Reading (dBuV/m)	Correct dB/m	Result (dBuV/m)	Limit (dBuV/m)	Margin (dB)	Remark
1	7214.789	38.37	6.42	44.79	74.00	-29.21	peak
2	10576.556	33.94	11.92	45.86	74.00	-28.14	peak
3	11374.380	34.67	13.64	48.31	74.00	-25.69	peak
4	13856.520	31.74	18.79	50.53	74.00	-23.47	peak
5	16944.211	29.58	19.33	48.91	74.00	-25.09	peak
6	17797.148	27.41	24.61	52.02	74.00	-21.98	peak

Note: 1. Measurement = Reading Level + Correct Factor.  
2. If Peak Result complies with AV limit, AV Result is deemed to comply with AV limit.  
3. Peak: Peak detector.  
4. Owing to the highest peak level complies with the lowest limit of unwanted emission out of the restricted bands (Please refer to page 210), so all the test point were deemed to comply with the limits list in the standard.



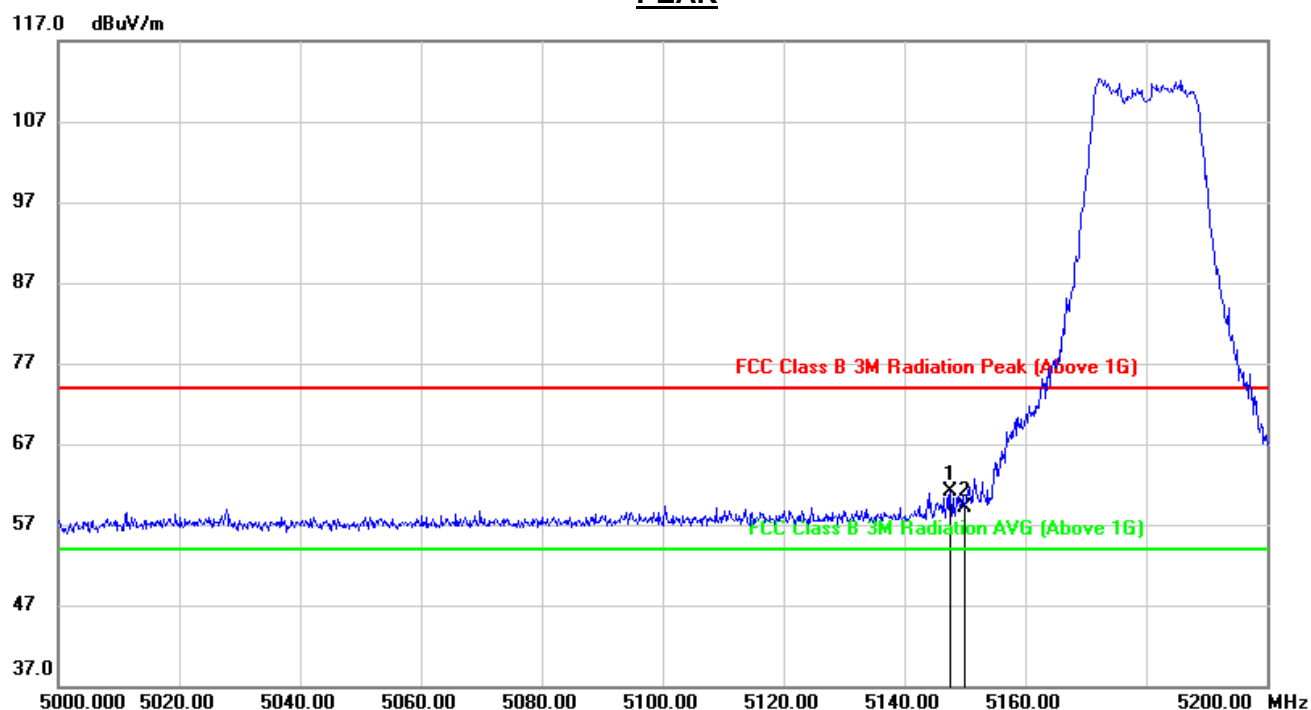
## 7.4. 802.11ac HT20 MODE

### 7.4.1. UNII-1 BAND

#### 3TX (WORST-CASE CONFIGURATION)

#### RESTRICTED BANDEDGE LOW CHANNEL

#### HORIZONTAL RESULTS PEAK

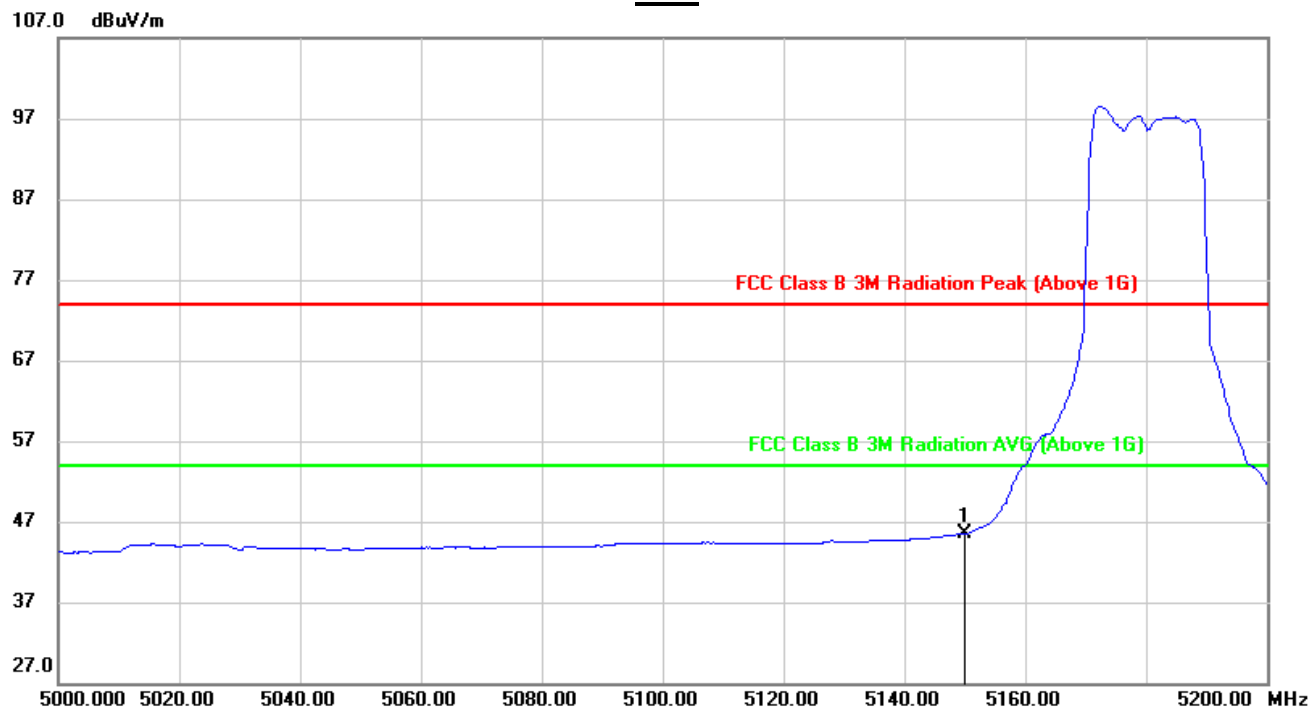


No.	Frequency (MHz)	Reading (dBuV/m)	Correct dB/m	Result (dBuV/m)	Limit (dBuV/m)	Margin (dB)	Remark
1	5147.600	20.74	40.40	61.14	74.00	-12.86	peak
2	5150.000	18.70	40.40	59.10	74.00	-14.90	peak

Note: 1. Measurement = Reading Level + Correct Factor.  
2. If Peak Result complies with AV limit, AV Result is deemed to comply with AV limit.  
3. Peak: Peak detector.



**AVG**

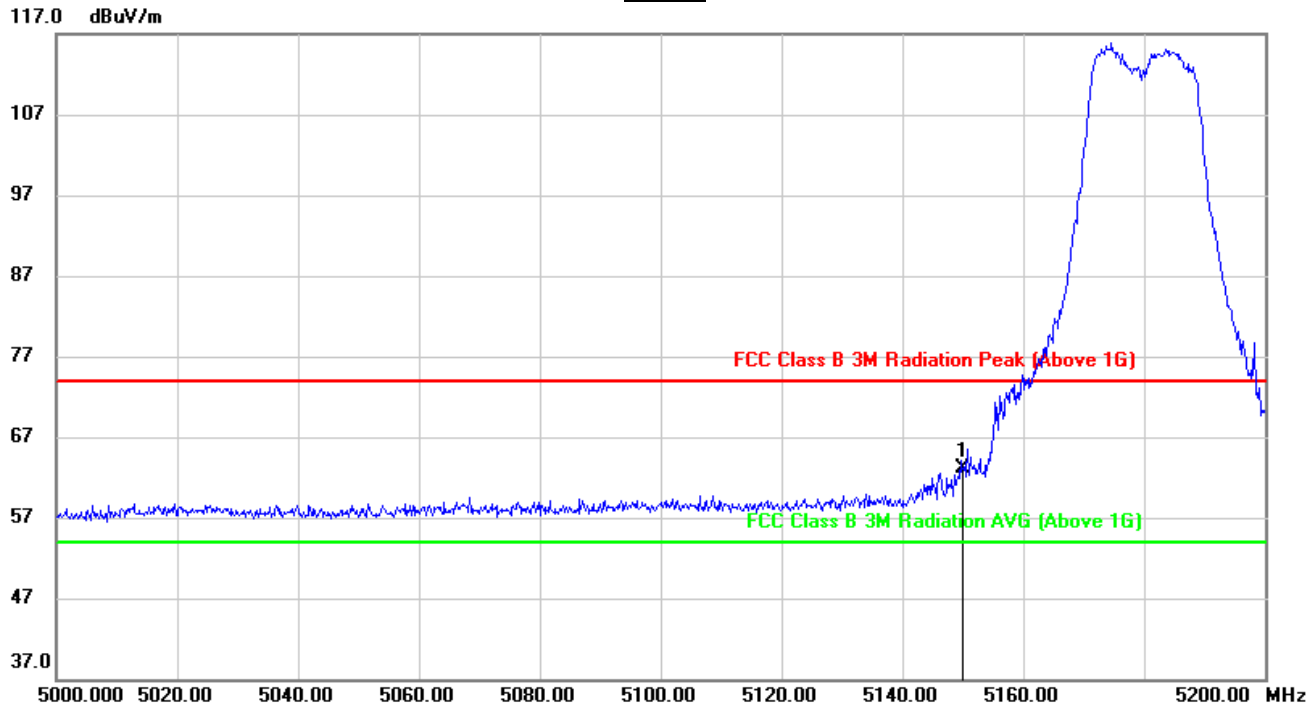


No.	Frequency (MHz)	Reading (dBuV/m)	Correct dB/m	Result (dBuV/m)	Limit (dBuV/m)	Margin (dB)	Remark
1	5150.000	5.17	40.40	45.57	54.00	-8.43	AVG

- Note: 1. Measurement = Reading Level + Correct Factor  
2.  $AVG:VBW=1/T$ , (For the value of  $1/T$ , please refer to the table on page 17).  
3. For duty cycle, please refer to clause 6.1.

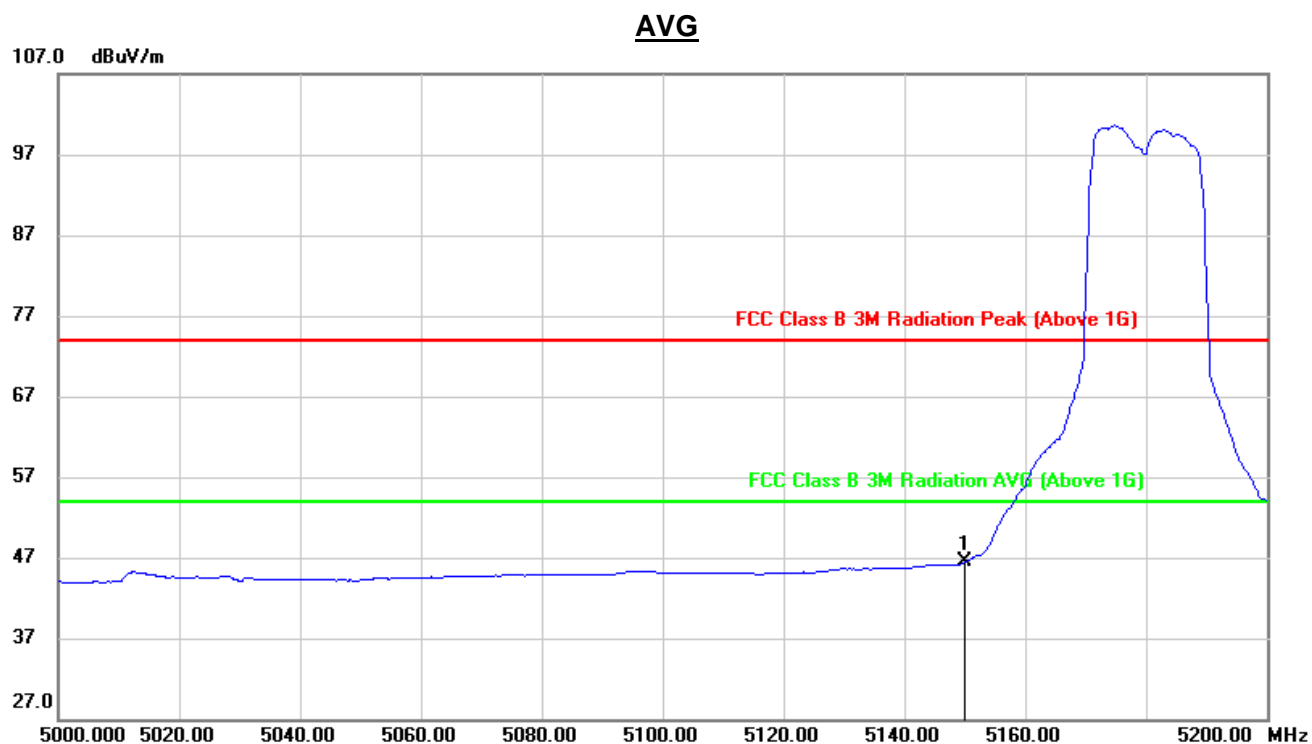


**VERTICAL RESULTS**  
**PEAK**



No.	Frequency (MHz)	Reading (dBuV/m)	Correct dB/m	Result (dBuV/m)	Limit (dBuV/m)	Margin (dB)	Remark
1	5150.000	22.42	40.60	63.02	74.00	-10.98	peak

Note: 1. Measurement = Reading Level + Correct Factor.  
2. If Peak Result complies with AV limit, AV Result is deemed to comply with AV limit.  
3. Peak: Peak detector.



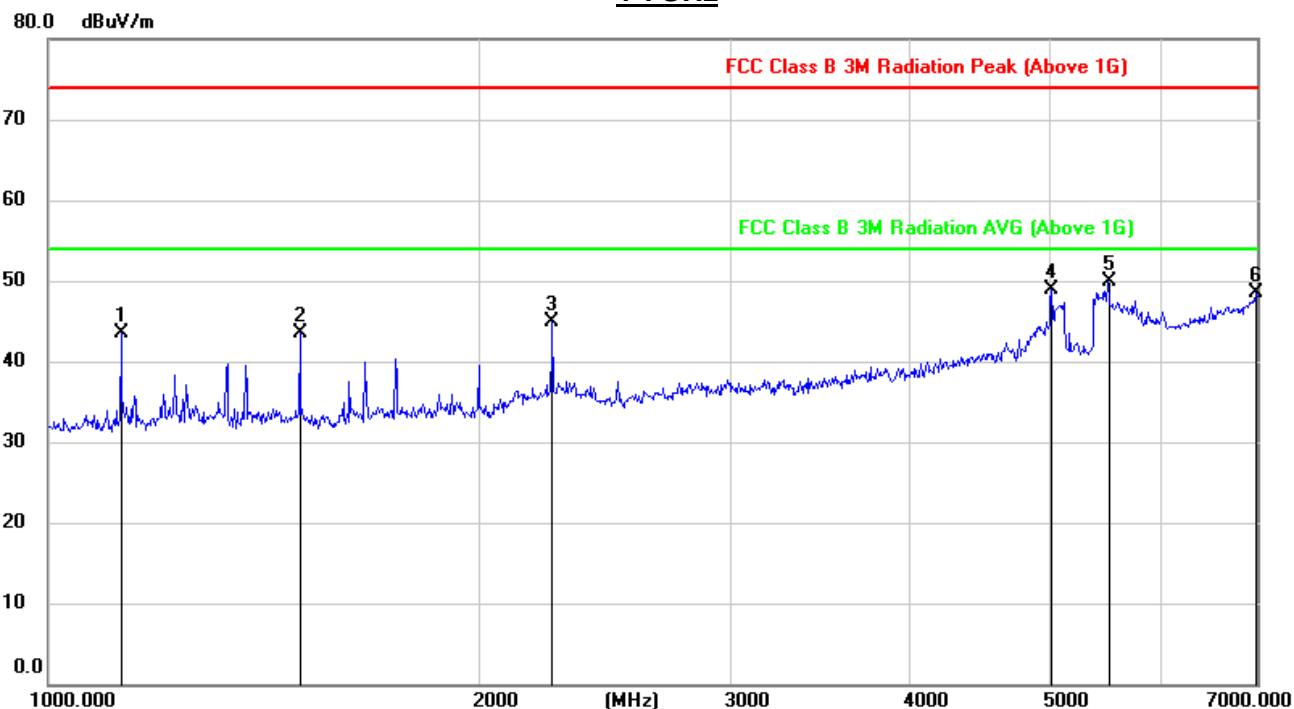
No.	Frequency (MHz)	Reading (dBuV/m)	Correct dB/m	Result (dBuV/m)	Limit (dBuV/m)	Margin (dB)	Remark
1	5150.000	5.86	40.60	46.46	54.00	-7.54	AVG

Note: 1. Measurement = Reading Level + Correct Factor  
2. AVG:  $VBW=1/T$ , (For the value of  $1/T$ , please refer to the table on page 17).  
3. For duty cycle, please refer to clause 6.1.



## HARMONICS AND SPURIOUS EMISSIONS LOW CHANNEL

### HORIZONTAL RESULTS 1-7GHz



No.	Frequency (MHz)	Reading (dBuV/m)	Correct dB/m	Result (dBuV/m)	Limit (dBuV/m)	Margin (dB)	Remark
1	1123.844	57.25	-13.79	43.46	74.00	-30.54	peak
2	1498.927	56.10	-12.61	43.49	74.00	-30.51	peak
3	2251.158	53.24	-8.36	44.88	74.00	-29.12	peak
4	5028.418	49.60	-0.77	48.83	74.00	-25.17	peak
5	5520.725	48.88	1.00	49.88	74.00	-24.12	peak
6	6986.392	43.16	5.35	48.51	74.00	-25.49	peak

Note: 1. Measurement = Reading Level + Correct Factor.

2. If Peak Result complies with AV limit, AV Result is deemed to comply with AV limit.

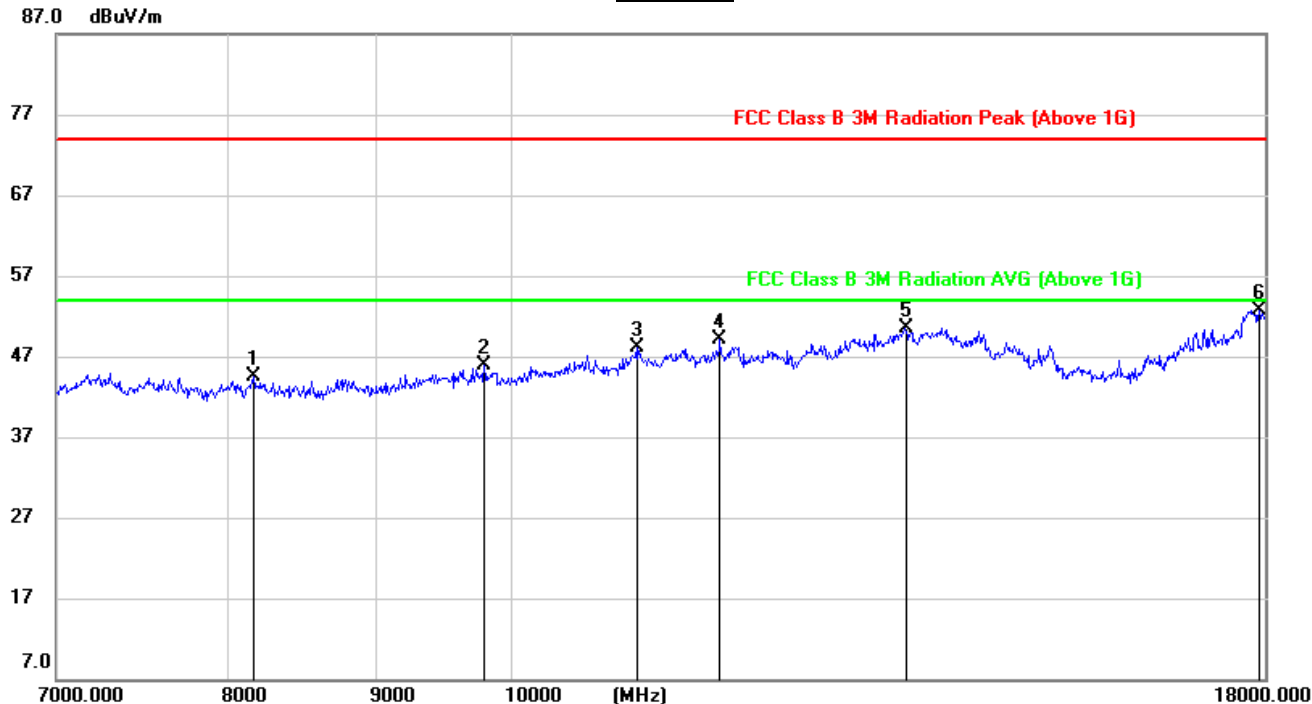
3. Peak: Peak detector.

4. Owing to the highest peak level complies with the lowest limit of unwanted emission out of the restricted bands (Please refer to page 210), so all the test point were deemed to comply with the limits list in the standard.





### HORIZONTAL RESULTS 7-18GHz

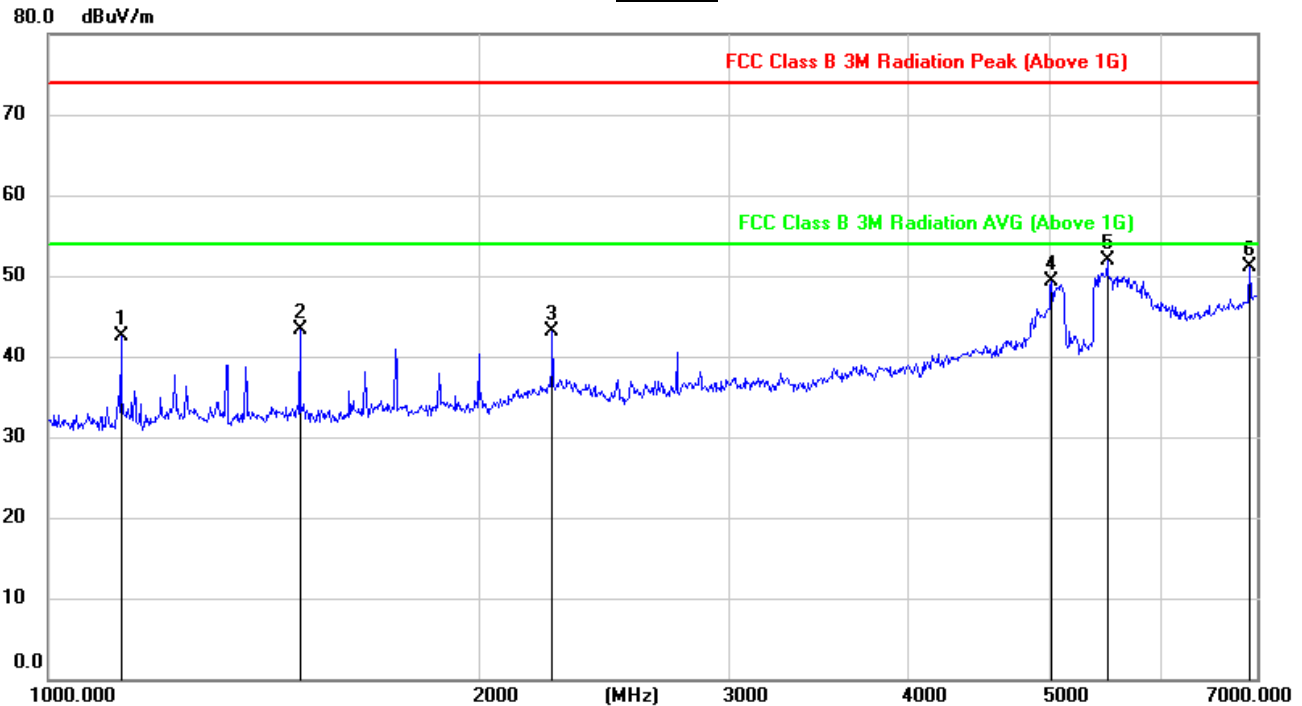


No.	Frequency (MHz)	Reading (dBuV/m)	Correct dB/m	Result (dBuV/m)	Limit (dBuV/m)	Margin (dB)	Remark
1	8165.005	37.54	7.05	44.59	74.00	-29.41	peak
2	9779.121	35.82	10.10	45.92	74.00	-28.08	peak
3	11025.339	35.22	12.83	48.05	74.00	-25.95	peak
4	11756.656	34.55	14.51	49.06	74.00	-24.94	peak
5	13597.238	31.92	18.53	50.45	74.00	-23.55	peak
6	17915.199	28.53	24.23	52.76	74.00	-21.24	peak

Note: 1. Measurement = Reading Level + Correct Factor.  
2. If Peak Result complies with AV limit, AV Result is deemed to comply with AV limit.  
3. Peak: Peak detector.  
4. Owing to the highest peak level complies with the lowest limit of unwanted emission out of the restricted bands (Please refer to page 210), so all the test point were deemed to comply with the limits list in the standard.



**VERTICAL RESULTS**  
**1-7GHz**



No.	Frequency (MHz)	Reading (dBuV/m)	Correct dB/m	Result (dBuV/m)	Limit (dBuV/m)	Margin (dB)	Remark
1	1123.844	56.63	-14.04	42.59	74.00	-31.41	peak
2	1498.927	55.99	-12.71	43.28	74.00	-30.72	peak
3	2251.158	51.42	-8.36	43.06	74.00	-30.94	peak
4	5028.418	49.98	-0.67	49.31	74.00	-24.69	peak
5	5499.281	50.86	1.03	51.89	74.00	-22.11	peak
6	6918.747	45.93	5.16	51.09	74.00	-22.91	peak

Note: 1. Measurement = Reading Level + Correct Factor.

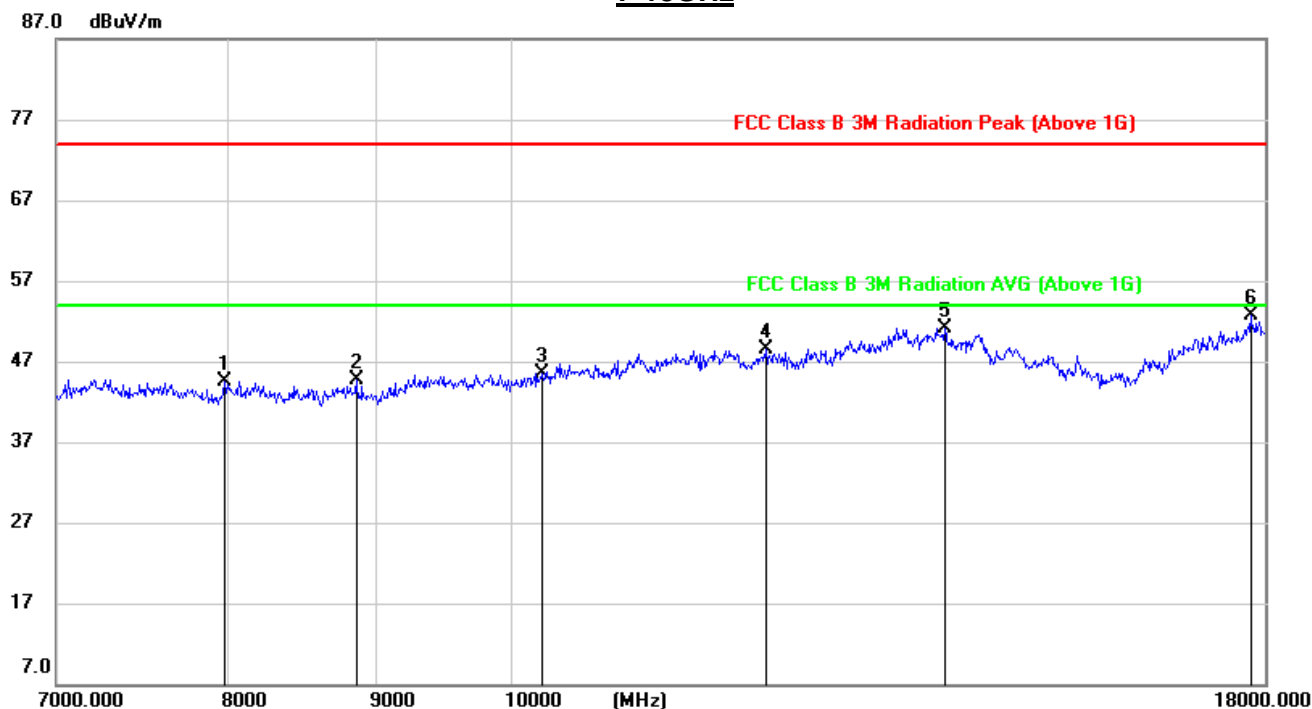
2. If Peak Result complies with AV limit, AV Result is deemed to comply with AV limit.

3. Peak: Peak detector.

4. Owing to the highest peak level complies with the lowest limit of unwanted emission out of the restricted bands (Please refer to page 210), so all the test point were deemed to comply with the limits list in the standard.



### 7-18GHz



No.	Frequency (MHz)	Reading (dBuV/m)	Correct dB/m	Result (dBuV/m)	Limit (dBuV/m)	Margin (dB)	Remark
1	7982.010	37.72	6.81	44.53	74.00	-29.47	peak
2	8855.875	36.66	8.04	44.70	74.00	-29.30	peak
3	10232.651	34.55	11.00	45.55	74.00	-28.45	peak
4	12186.260	34.11	14.31	48.42	74.00	-25.58	peak
5	14027.699	32.69	18.47	51.16	74.00	-22.84	peak
6	17797.148	28.17	24.61	52.78	74.00	-21.22	peak

Note: 1. Measurement = Reading Level + Correct Factor.

2. If Peak Result complies with AV limit, AV Result is deemed to comply with AV limit.

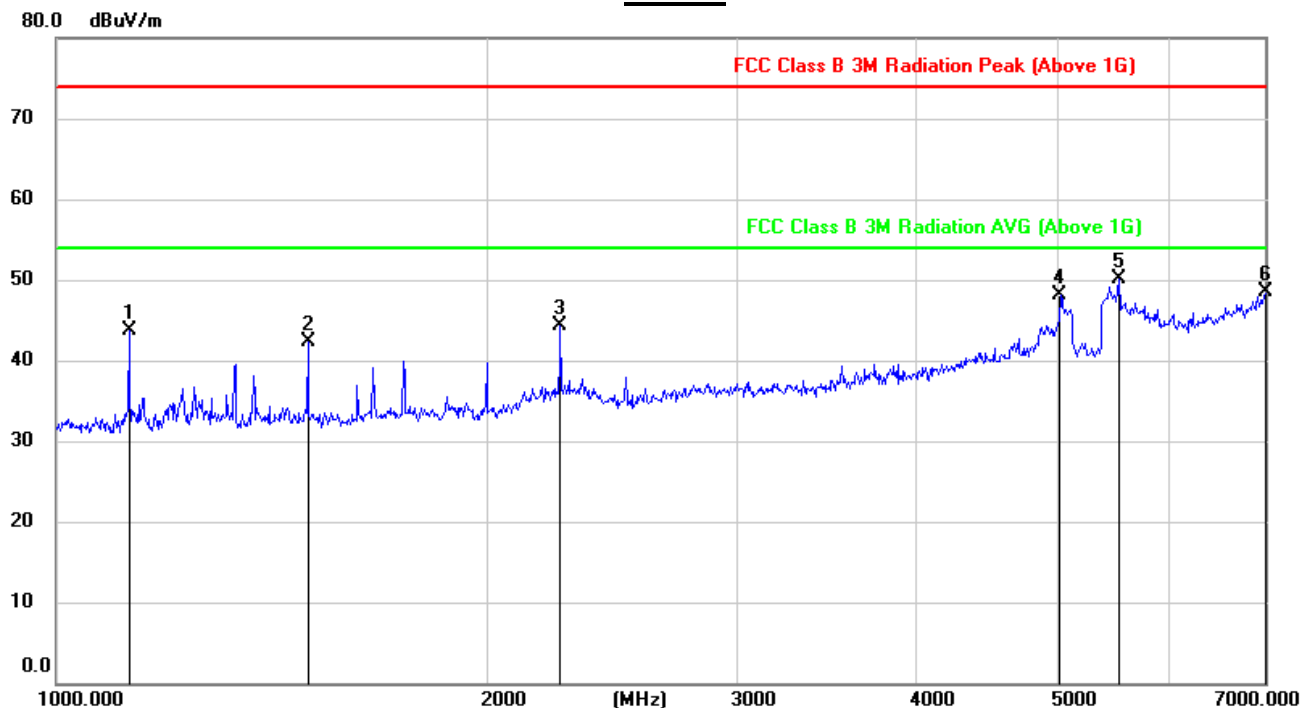
3. Peak: Peak detector.

4. Owing to the highest peak level complies with the lowest limit of unwanted emission out of the restricted bands (Please refer to page 210), so all the test point were deemed to comply with the limits list in the standard.



## HARMONICS AND SPURIOUS EMISSIONS MID CHANNEL

### HORIZONTAL RESULTS 1-7GHz



No.	Frequency (MHz)	Reading (dBuV/m)	Correct dB/m	Result (dBuV/m)	Limit (dBuV/m)	Margin (dB)	Remark
1	1123.844	57.47	-13.79	43.68	74.00	-30.32	peak
2	1498.927	54.96	-12.61	42.35	74.00	-31.65	peak
3	2251.158	52.71	-8.36	44.35	74.00	-29.65	peak
4	5038.212	48.85	-0.72	48.13	74.00	-25.87	peak
5	5531.478	49.08	0.98	50.06	74.00	-23.94	peak
6	7000.000	43.05	5.39	48.44	74.00	-25.56	peak

Note: 1. Measurement = Reading Level + Correct Factor.

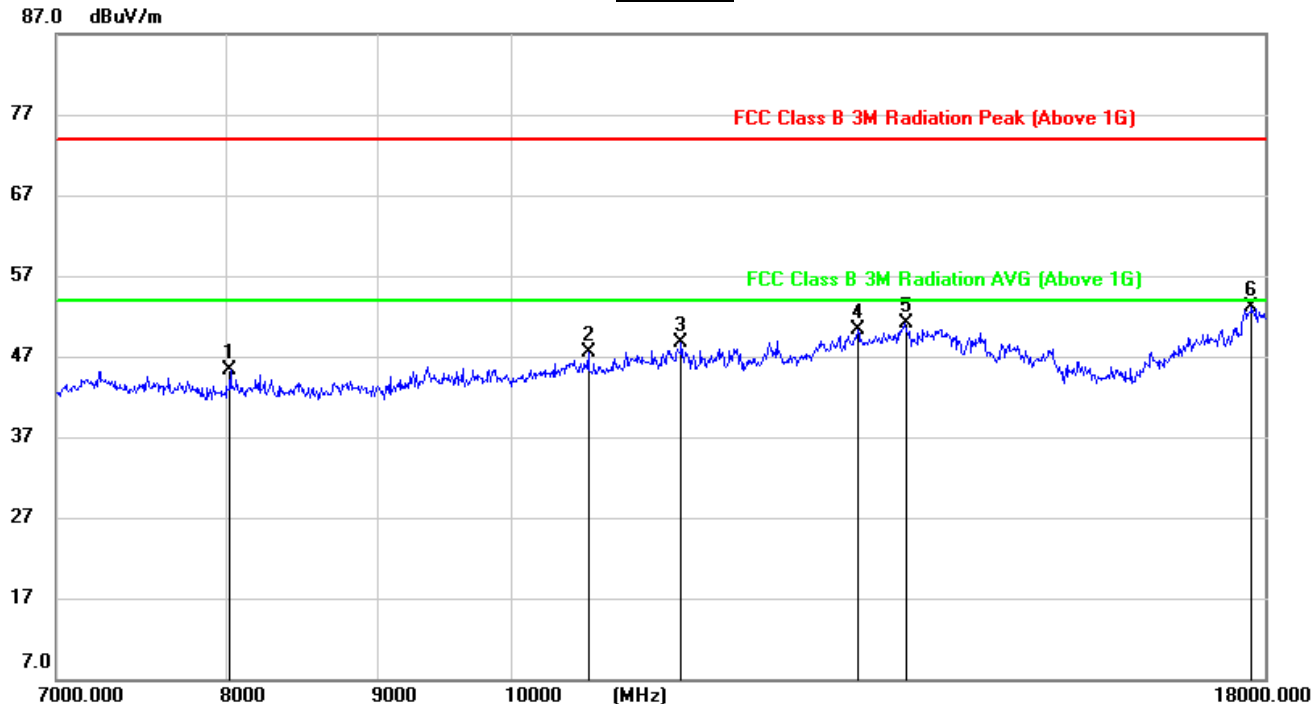
2. If Peak Result complies with AV limit, AV Result is deemed to comply with AV limit.

3. Peak: Peak detector.

4. Owing to the highest peak level complies with the lowest limit of unwanted emission out of the restricted bands (Please refer to page 210), so all the test point were deemed to comply with the limits list in the standard.



### HORIZONTAL RESULTS 7-18GHz

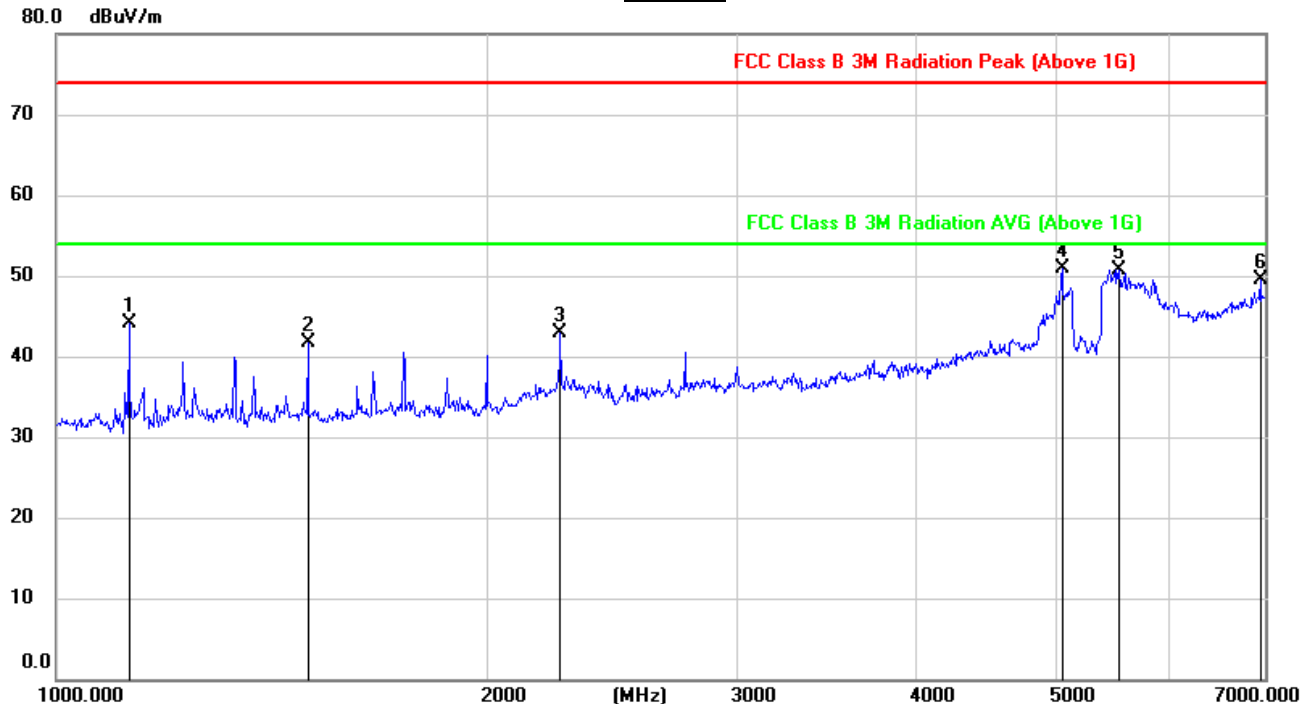


No.	Frequency (MHz)	Reading (dBuV/m)	Correct dB/m	Result (dBuV/m)	Limit (dBuV/m)	Margin (dB)	Remark
1	8019.793	38.36	6.88	45.24	74.00	-28.76	peak
2	10606.566	35.75	11.76	47.51	74.00	-26.49	peak
3	11406.653	34.89	13.75	48.64	74.00	-25.36	peak
4	13093.137	33.79	16.46	50.25	74.00	-23.75	peak
5	13597.238	32.60	18.53	51.13	74.00	-22.87	peak
6	17813.965	28.81	24.25	53.06	74.00	-20.94	peak

Note: 1. Measurement = Reading Level + Correct Factor.  
2. If Peak Result complies with AV limit, AV Result is deemed to comply with AV limit.  
3. Peak: Peak detector.  
4. Owing to the highest peak level complies with the lowest limit of unwanted emission out of the restricted bands (Please refer to page 210), so all the test point were deemed to comply with the limits list in the standard.



**VERTICAL RESULTS**  
**1-7GHz**



No.	Frequency (MHz)	Reading (dBuV/m)	Correct dB/m	Result (dBuV/m)	Limit (dBuV/m)	Margin (dB)	Remark
1	1123.844	58.10	-14.04	44.06	74.00	-29.94	peak
2	1498.927	54.47	-12.71	41.76	74.00	-32.24	peak
3	2251.158	51.28	-8.36	42.92	74.00	-31.08	peak
4	5048.026	51.43	-0.59	50.84	74.00	-23.16	peak
5	5531.478	49.78	0.98	50.76	74.00	-23.24	peak
6	6945.726	44.32	5.20	49.52	74.00	-24.48	peak

Note: 1. Measurement = Reading Level + Correct Factor.

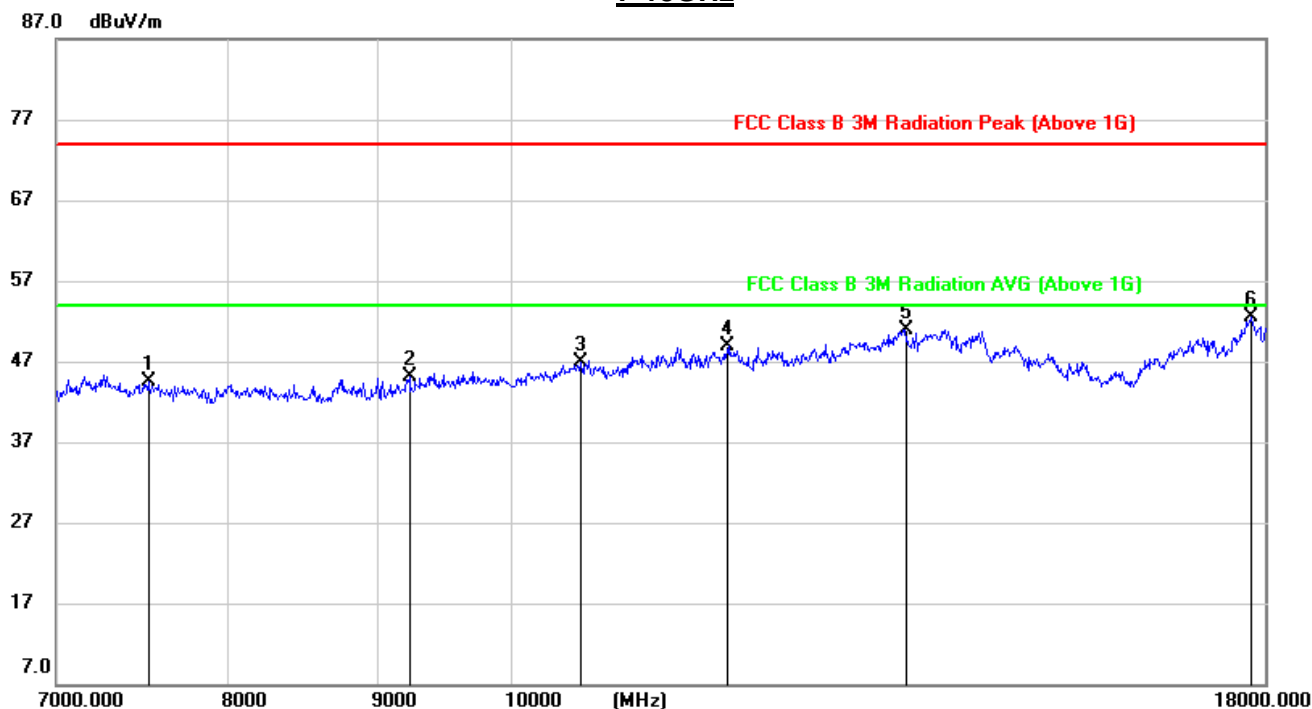
2. If Peak Result complies with AV limit, AV Result is deemed to comply with AV limit.

3. Peak: Peak detector.

4. Owing to the highest peak level complies with the lowest limit of unwanted emission out of the restricted bands (Please refer to page 210), so all the test point were deemed to comply with the limits list in the standard.



### 7-18GHz



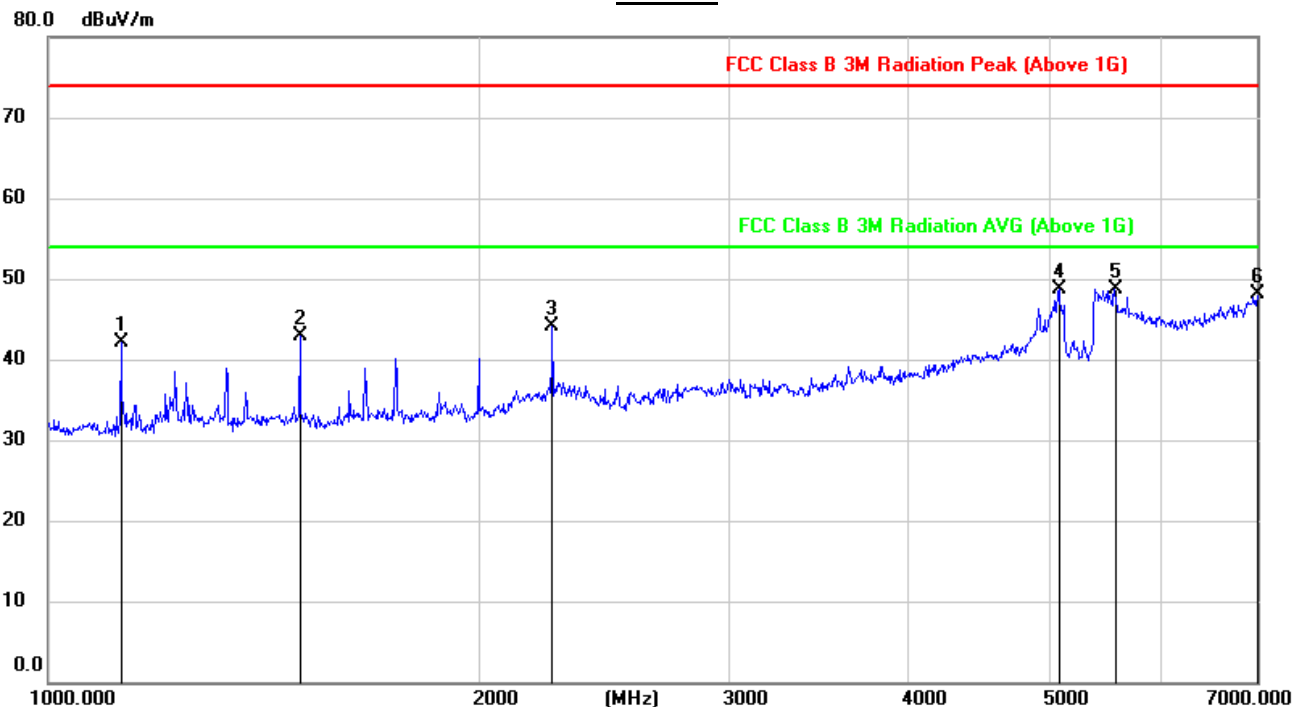
No.	Frequency (MHz)	Reading (dBuV/m)	Correct dB/m	Result (dBuV/m)	Limit (dBuV/m)	Margin (dB)	Remark
1	7520.926	37.60	6.83	44.43	74.00	-29.57	peak
2	9222.932	36.40	8.79	45.19	74.00	-28.81	peak
3	10556.597	35.02	11.90	46.92	74.00	-27.08	peak
4	11845.822	34.14	14.72	48.86	74.00	-25.14	peak
5	13597.238	32.53	18.37	50.90	74.00	-23.10	peak
6	17813.965	28.17	24.42	52.59	74.00	-21.41	peak

Note: 1. Measurement = Reading Level + Correct Factor.  
2. If Peak Result complies with AV limit, AV Result is deemed to comply with AV limit.  
3. Peak: Peak detector.  
4. Owing to the highest peak level complies with the lowest limit of unwanted emission out of the restricted bands (Please refer to page 210), so all the test point were deemed to comply with the limits list in the standard.



## HARMONICS AND SPURIOUS EMISSIONS HIGH CHANNEL

### HORIZONTAL RESULTS 1-7GHz



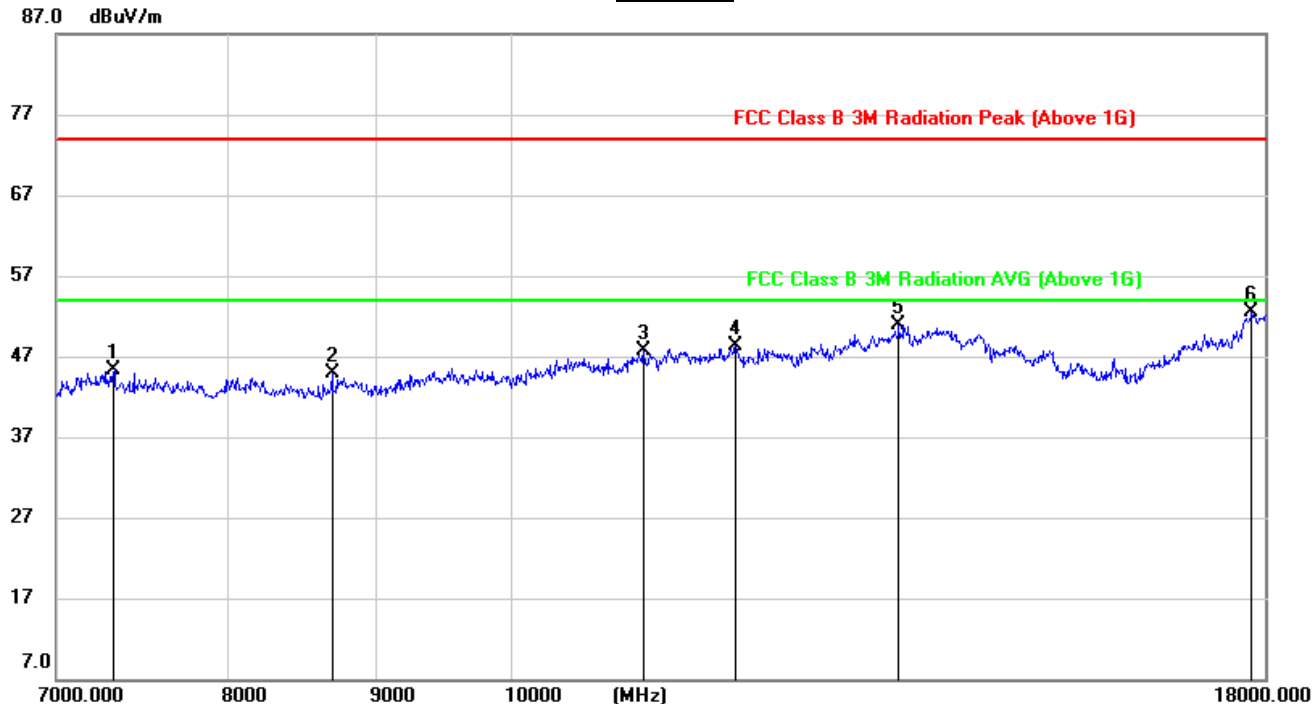
No.	Frequency (MHz)	Reading (dBuV/m)	Correct dB/m	Result (dBuV/m)	Limit (dBuV/m)	Margin (dB)	Remark
1	1123.844	55.89	-13.79	42.10	74.00	-31.90	peak
2	1498.927	55.47	-12.61	42.86	74.00	-31.14	peak
3	2251.158	52.44	-8.36	44.08	74.00	-29.92	peak
4	5097.381	49.11	-0.50	48.61	74.00	-25.39	peak
5	5574.701	47.91	0.82	48.73	74.00	-25.27	peak
6	7000.000	42.64	5.39	48.03	74.00	-25.97	peak

Note: 1. Measurement = Reading Level + Correct Factor.  
2. If Peak Result complies with AV limit, AV Result is deemed to comply with AV limit.  
3. Peak: Peak detector.  
4. Owing to the highest peak level complies with the lowest limit of unwanted emission out of the restricted bands (Please refer to page 210), so all the test point were deemed to comply with the limits list in the standard.





### HORIZONTAL RESULTS 7-18GHz



No.	Frequency (MHz)	Reading (dBuV/m)	Correct dB/m	Result (dBuV/m)	Limit (dBuV/m)	Margin (dB)	Remark
1	7324.642	39.08	6.19	45.27	74.00	-28.73	peak
2	8681.961	37.25	7.64	44.89	74.00	-29.11	peak
3	11077.527	34.94	12.78	47.72	74.00	-26.28	peak
4	11901.894	33.03	15.22	48.25	74.00	-25.75	peak
5	13520.403	32.78	18.16	50.94	74.00	-23.06	peak
6	17813.965	28.30	24.25	52.55	74.00	-21.45	peak

Note: 1. Measurement = Reading Level + Correct Factor.

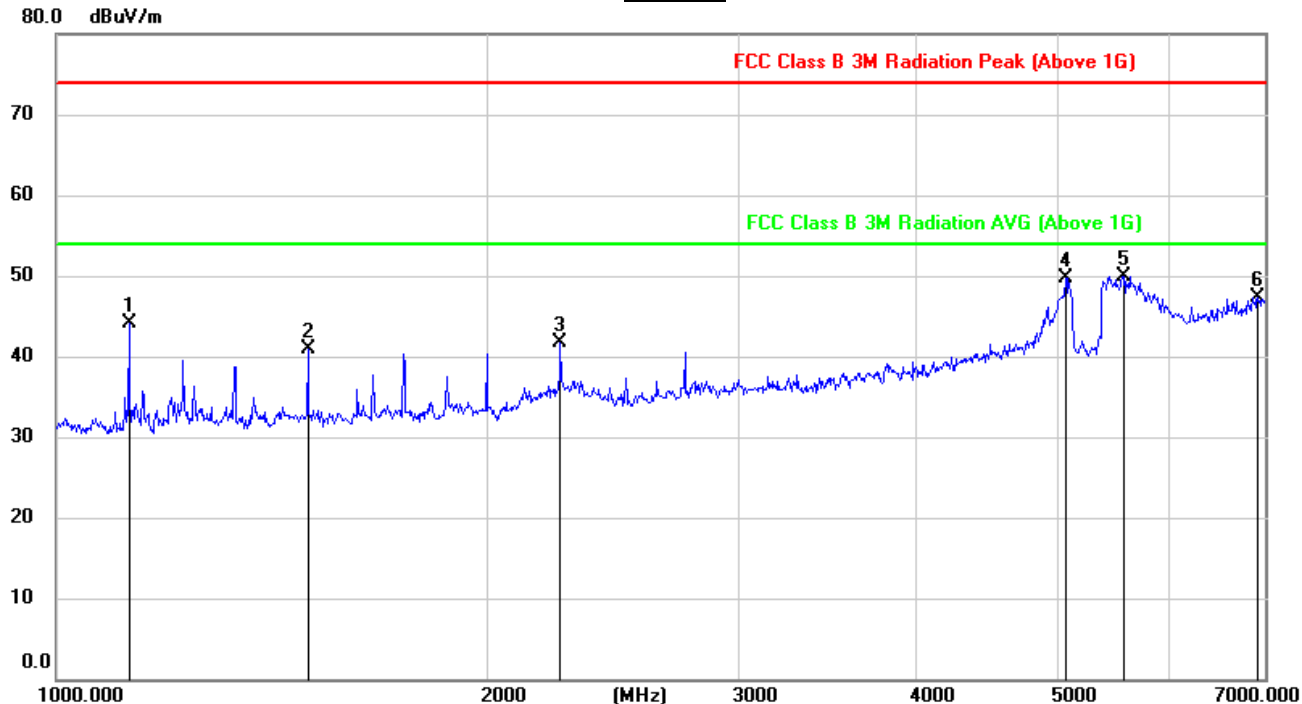
2. If Peak Result complies with AV limit, AV Result is deemed to comply with AV limit.

3. Peak: Peak detector.

4. Owing to the highest peak level complies with the lowest limit of unwanted emission out of the restricted bands (Please refer to page 210), so all the test point were deemed to comply with the limits list in the standard.



**VERTICAL RESULTS**  
**1-7GHz**

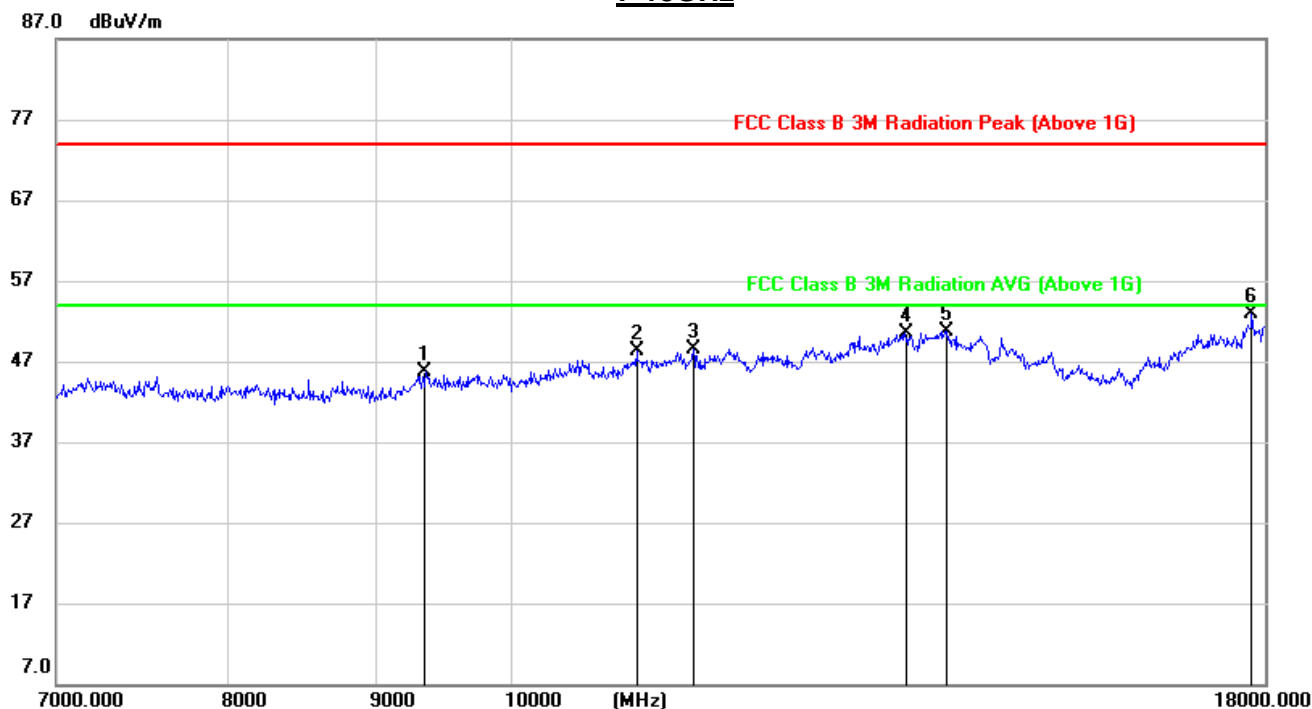


No.	Frequency (MHz)	Reading (dBuV/m)	Correct dB/m	Result (dBuV/m)	Limit (dBuV/m)	Margin (dB)	Remark
1	1123.844	58.08	-14.04	44.04	74.00	-29.96	peak
2	1498.927	53.56	-12.71	40.85	74.00	-33.15	peak
3	2251.158	50.01	-8.36	41.65	74.00	-32.35	peak
4	5077.581	50.21	-0.42	49.79	74.00	-24.21	peak
5	5574.701	49.15	0.82	49.97	74.00	-24.03	peak
6	6918.747	42.12	5.16	47.28	74.00	-26.72	peak

Note: 1. Measurement = Reading Level + Correct Factor.  
2. If Peak Result complies with AV limit, AV Result is deemed to comply with AV limit.  
3. Peak: Peak detector.  
4. Owing to the highest peak level complies with the lowest limit of unwanted emission out of the restricted bands (Please refer to page 210), so all the test point were deemed to comply with the limits list in the standard.



### 7-18GHz



No.	Frequency (MHz)	Reading (dBuV/m)	Correct dB/m	Result (dBuV/m)	Limit (dBuV/m)	Margin (dB)	Remark
1	9345.691	36.17	9.46	45.63	74.00	-28.37	peak
2	11025.339	35.46	12.88	48.34	74.00	-25.66	peak
3	11514.895	34.37	14.12	48.49	74.00	-25.51	peak
4	13597.238	32.05	18.37	50.42	74.00	-23.58	peak
5	14040.954	32.29	18.41	50.70	74.00	-23.30	peak
6	17813.965	28.56	24.42	52.98	74.00	-21.02	peak

Note: 1. Measurement = Reading Level + Correct Factor.  
2. If Peak Result complies with AV limit, AV Result is deemed to comply with AV limit.  
3. Peak: Peak detector.  
4. Owing to the highest peak level complies with the lowest limit of unwanted emission out of the restricted bands (Please refer to page 210), so all the test point were deemed to comply with the limits list in the standard.

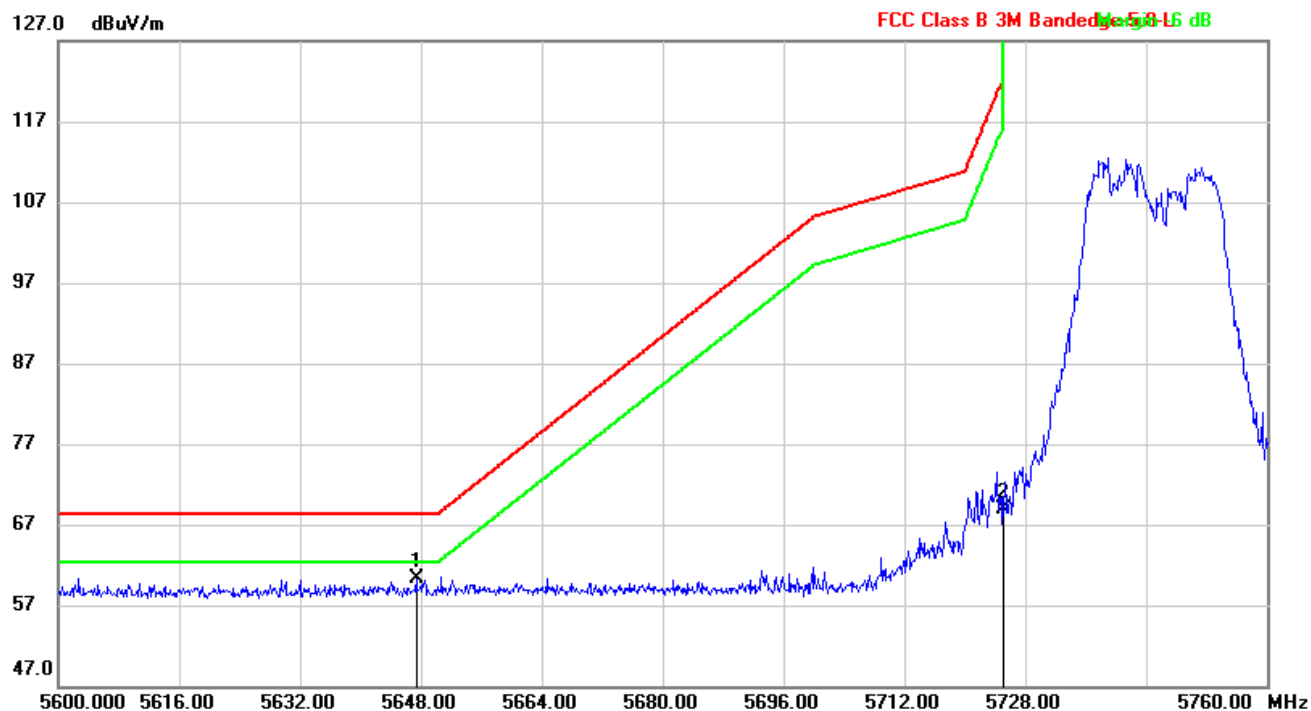


## 7.4.2. UNII-3 BAND

### 3TX (WORST-CASE CONFIGURATION)

### RESTRICTED BANDEDGE LOW CHANNEL

### HORIZONTAL RESULTS

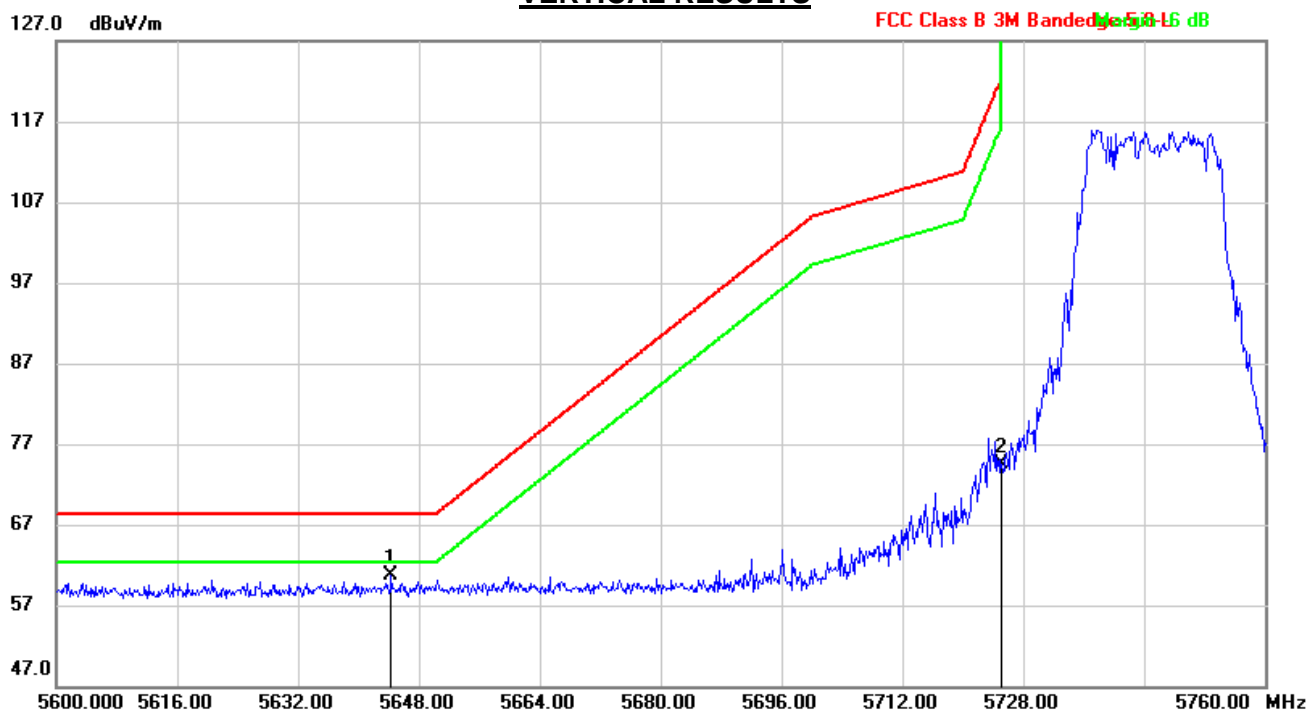


No.	Frequency (MHz)	Reading (dBuV/m)	Correct dB/m	Result (dBuV/m)	Limit (dBuV/m)	Margin (dB)	Remark
1	5647.360	19.16	41.18	60.34	68.20	-7.86	peak
2	5725.000	27.45	41.39	68.84	122.20	-53.36	peak

Note: 1. Measurement = Reading Level + Correct Factor.



### VERTICAL RESULTS



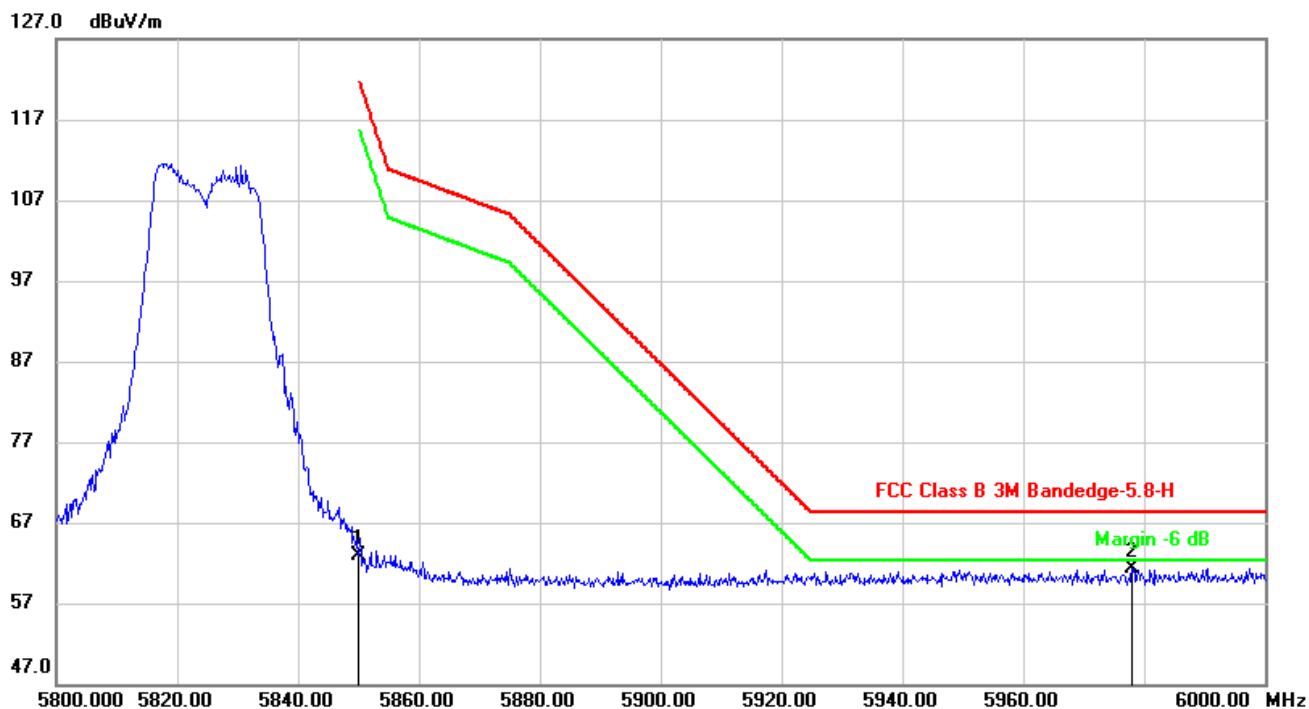
No.	Frequency (MHz)	Reading (dBuV/m)	Correct dB/m	Result (dBuV/m)	Limit (dBuV/m)	Margin (dB)	Remark
1	5644.320	19.50	41.26	60.76	68.20	-7.44	peak
2	5725.000	32.94	41.49	74.43	122.20	-47.77	peak

Note: 1. Measurement = Reading Level + Correct Factor.



## RESTRICTED BANDEDGE HIGH CHANNEL

### HORIZONTAL RESULTS



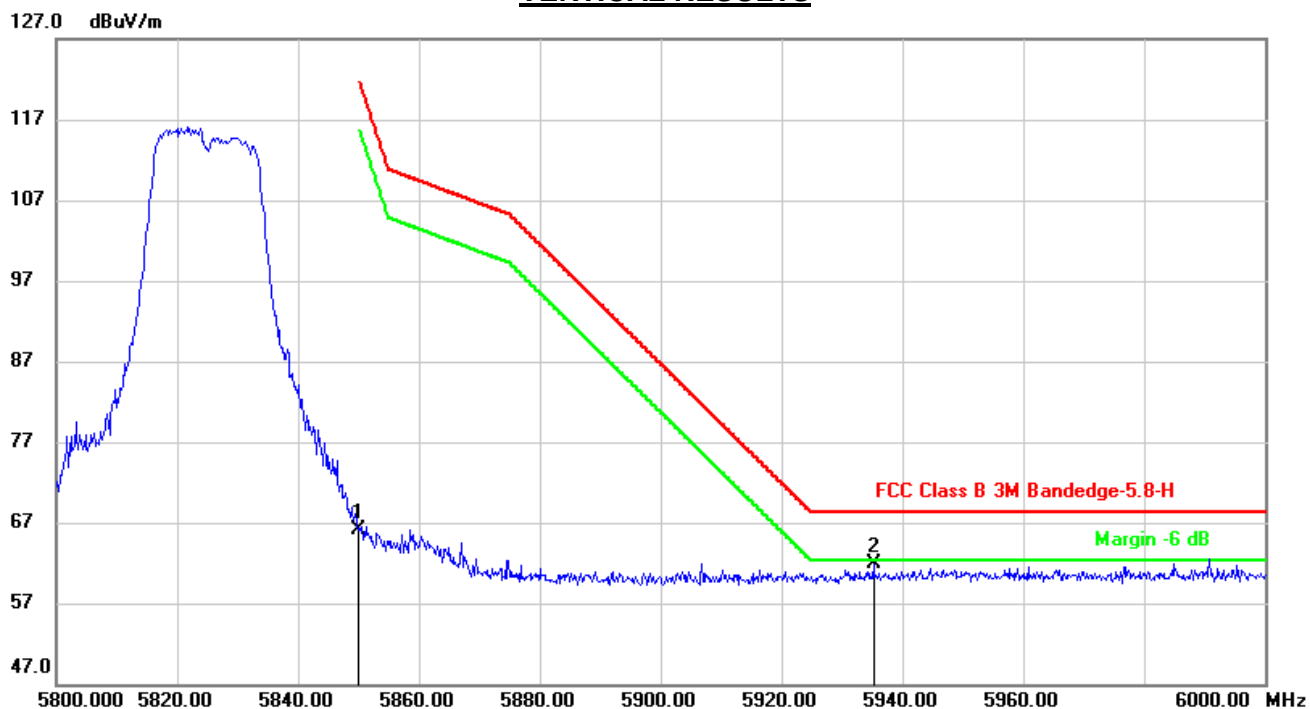
No.	Frequency (MHz)	Reading (dBuV/m)	Correct dB/m	Result (dBuV/m)	Limit (dBuV/m)	Margin (dB)	Remark
1	5850.000	21.22	41.77	62.99	122.20	-59.21	peak
2	5978.000	19.18	42.16	61.34	68.20	-6.86	peak

Note: 1. Measurement = Reading Level + Correct Factor.

.



### VERTICAL RESULTS



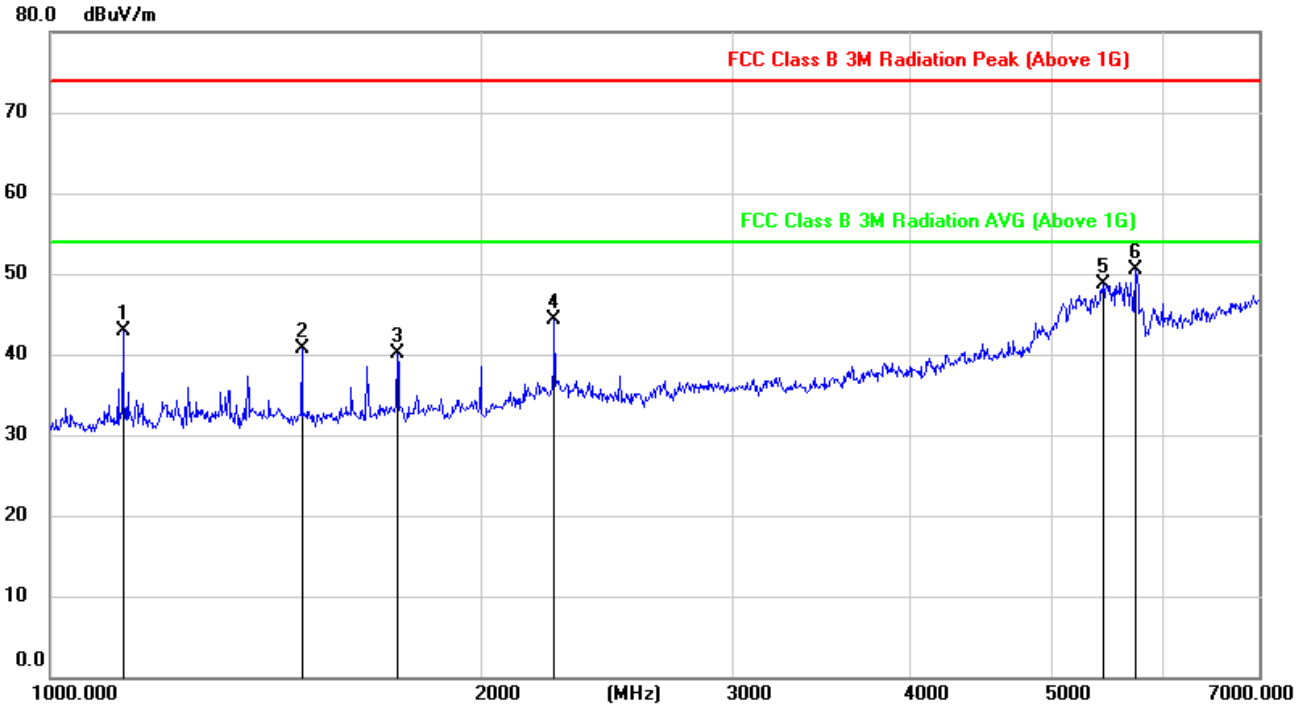
No.	Frequency (MHz)	Reading (dBuV/m)	Correct dB/m	Result (dBuV/m)	Limit (dBuV/m)	Margin (dB)	Remark
1	5850.000	24.27	41.87	66.14	122.20	-56.06	peak
2	5935.200	19.89	42.02	61.91	68.20	-6.29	peak

Note: 1. Measurement = Reading Level + Correct Factor.



## HARMONICS AND SPURIOUS EMISSIONS LOW CHANNEL

### HORIZONTAL RESULTS 1-7GHz



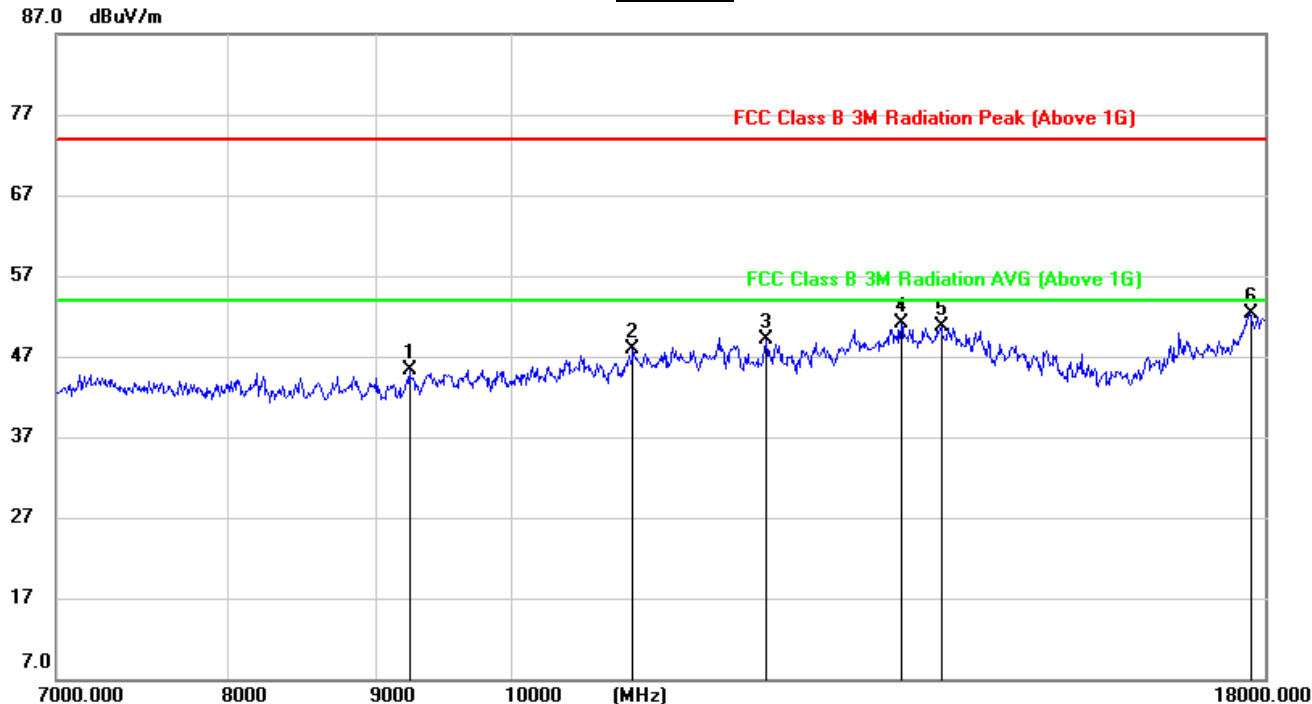
No.	Frequency (MHz)	Reading (dBuV/m)	Correct dB/m	Result (dBuV/m)	Limit (dBuV/m)	Margin (dB)	Remark
1	1123.844	56.79	-13.79	43.00	74.00	-31.00	peak
2	1498.927	53.23	-12.61	40.62	74.00	-33.38	peak
3	1751.412	52.05	-11.89	40.16	74.00	-33.84	peak
4	2251.158	52.69	-8.36	44.33	74.00	-29.67	peak
5	5456.642	47.91	0.72	48.63	74.00	-25.37	peak
6	5739.817	49.45	1.03	50.48	74.00	-23.52	peak

Note: 1. Measurement = Reading Level + Correct Factor.  
2. If Peak Result complies with AV limit, AV Result is deemed to comply with AV limit.  
3. Peak: Peak detector.  
4. Owing to the highest peak level complies with the lowest limit of unwanted emission out of the restricted bands (Please refer to page 210), so all the test point were deemed to comply with the limits list in the standard.





### HORIZONTAL RESULTS 7-18GHz

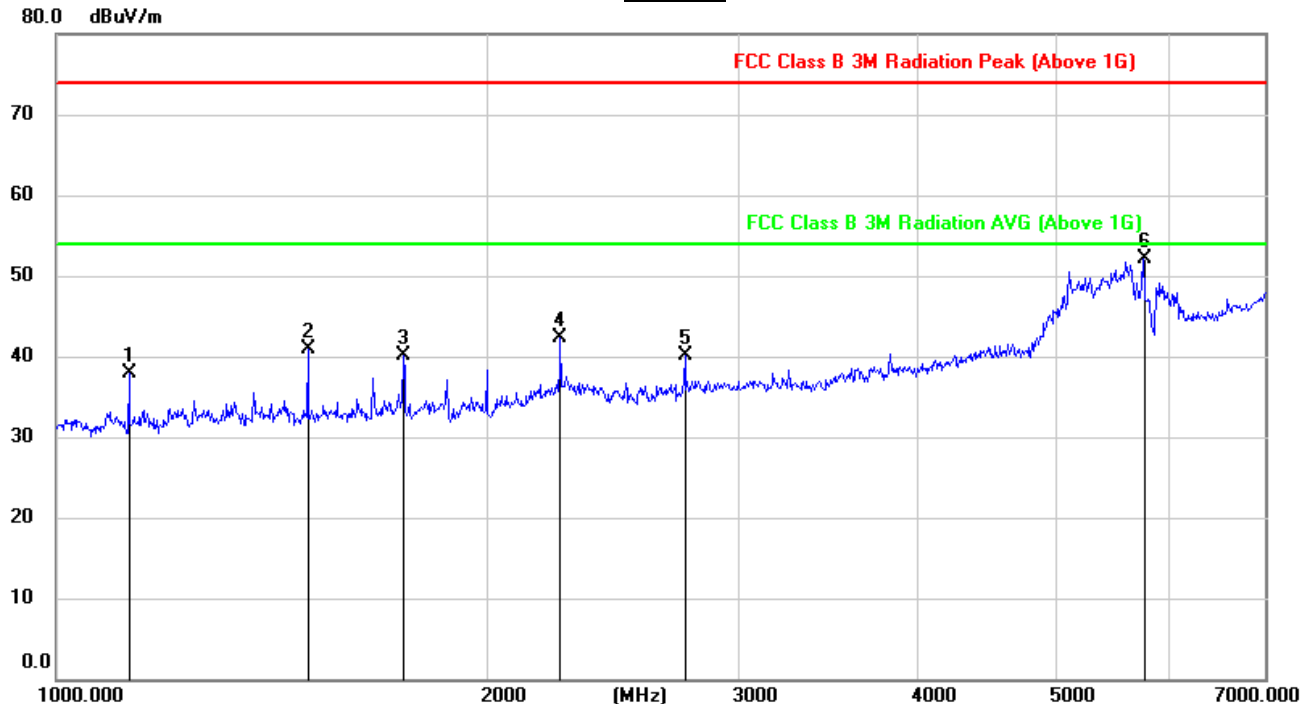


No.	Frequency (MHz)	Reading (dBuV/m)	Correct dB/m	Result (dBuV/m)	Limit (dBuV/m)	Margin (dB)	Remark
1	9222.932	36.60	8.74	45.34	74.00	-28.66	peak
2	10983.766	35.18	12.76	47.94	74.00	-26.06	peak
3	12186.260	34.85	14.20	49.05	74.00	-24.95	peak
4	13545.966	32.78	18.27	51.05	74.00	-22.95	peak
5	13974.805	32.18	18.51	50.69	74.00	-23.31	peak
6	17797.148	28.19	24.21	52.40	74.00	-21.60	peak

Note: 1. Measurement = Reading Level + Correct Factor.  
2. If Peak Result complies with AV limit, AV Result is deemed to comply with AV limit.  
3. Peak: Peak detector.  
4. Owing to the highest peak level complies with the lowest limit of unwanted emission out of the restricted bands (Please refer to page 210), so all the test point were deemed to comply with the limits list in the standard.



**VERTICAL RESULTS**  
**1-7GHz**

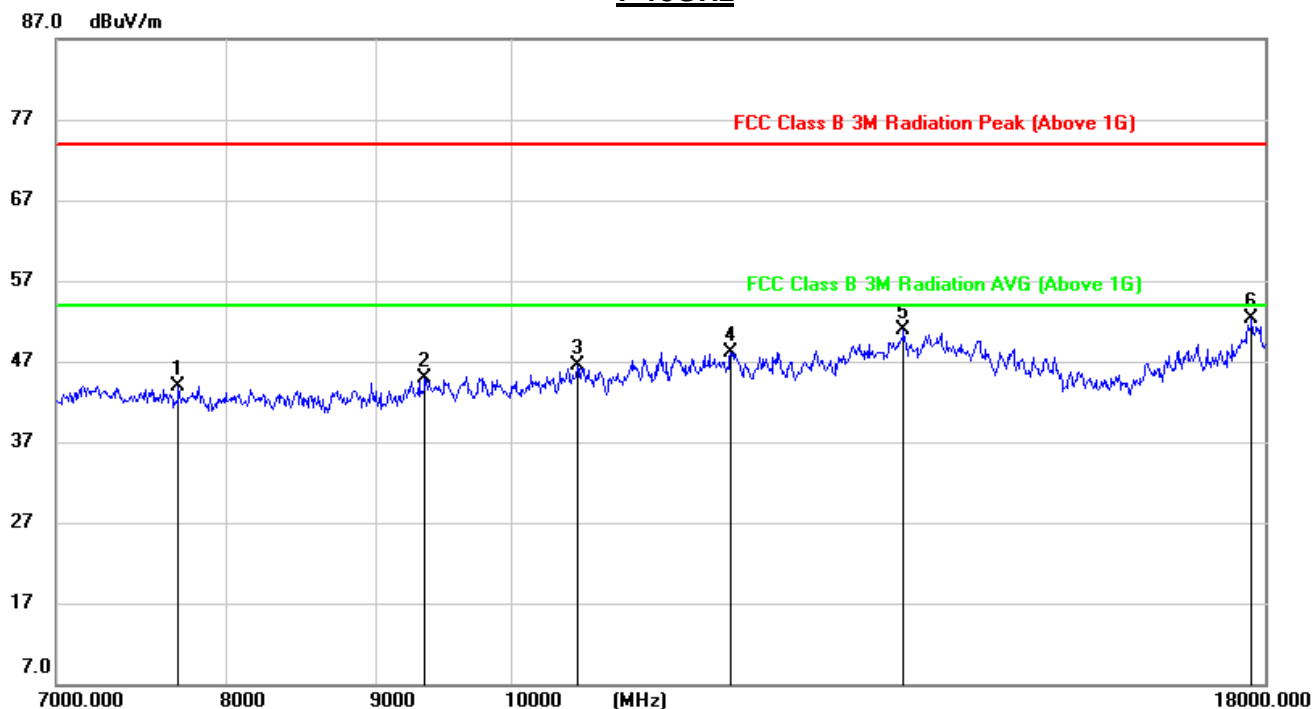


No.	Frequency (MHz)	Reading (dBuV/m)	Correct dB/m	Result (dBuV/m)	Limit (dBuV/m)	Margin (dB)	Remark
1	1123.844	51.93	-14.04	37.89	74.00	-36.11	peak
2	1498.927	53.62	-12.71	40.91	74.00	-33.09	peak
3	1751.412	51.98	-11.89	40.09	74.00	-33.91	peak
4	2251.158	50.75	-8.36	42.39	74.00	-31.61	peak
5	2750.749	48.09	-8.04	40.05	74.00	-33.95	peak
6	5762.199	50.80	1.22	52.02	74.00	-21.98	peak

Note: 1. Measurement = Reading Level + Correct Factor.  
2. If Peak Result complies with AV limit, AV Result is deemed to comply with AV limit.  
3. Peak: Peak detector.  
4. Owing to the highest peak level complies with the lowest limit of unwanted emission out of the restricted bands (Please refer to page 210), so all the test point were deemed to comply with the limits list in the standard.



### 7-18GHz



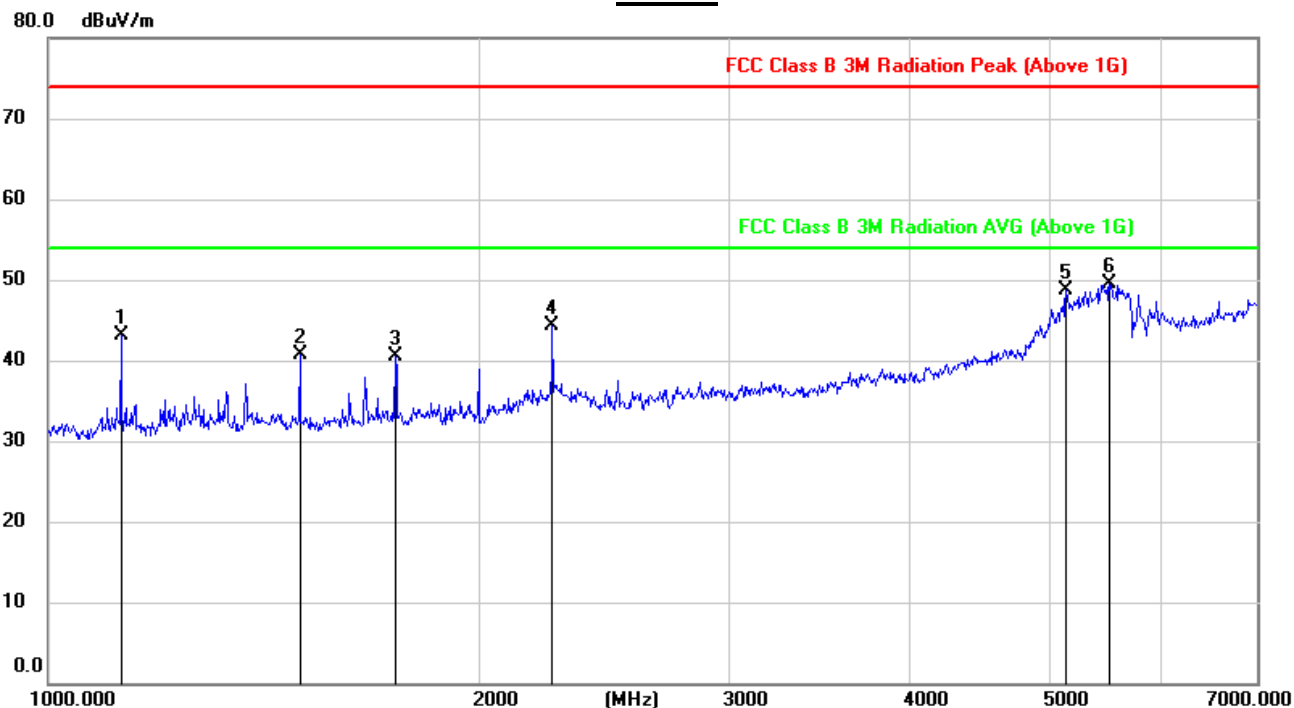
No.	Frequency (MHz)	Reading (dBuV/m)	Correct dB/m	Result (dBuV/m)	Limit (dBuV/m)	Margin (dB)	Remark
1	7700.619	37.58	6.39	43.97	74.00	-30.03	peak
2	9336.869	35.44	9.42	44.86	74.00	-29.14	peak
3	10526.728	34.51	11.94	46.45	74.00	-27.55	peak
4	11857.016	33.44	14.73	48.17	74.00	-25.83	peak
5	13584.402	32.38	18.52	50.90	74.00	-23.10	peak
6	17813.965	27.81	24.42	52.23	74.00	-21.77	peak

Note: 1. Measurement = Reading Level + Correct Factor.  
2. If Peak Result complies with AV limit, AV Result is deemed to comply with AV limit.  
3. Peak: Peak detector.  
4. Owing to the highest peak level complies with the lowest limit of unwanted emission out of the restricted bands (Please refer to page 210), so all the test point were deemed to comply with the limits list in the standard.



## HARMONICS AND SPURIOUS EMISSIONS MID CHANNEL

### HORIZONTAL RESULTS 1-7GHz



No.	Frequency (MHz)	Reading (dBuV/m)	Correct dB/m	Result (dBuV/m)	Limit (dBuV/m)	Margin (dB)	Remark
1	1123.844	56.81	-13.79	43.02	74.00	-30.98	peak
2	1498.927	53.23	-12.61	40.62	74.00	-33.38	peak
3	1751.412	52.36	-11.89	40.47	74.00	-33.53	peak
4	2251.158	52.60	-8.36	44.24	74.00	-29.76	peak
5	5147.218	49.01	-0.25	48.76	74.00	-25.24	peak
6	5520.725	48.49	1.00	49.49	74.00	-24.51	peak

Note: 1. Measurement = Reading Level + Correct Factor.

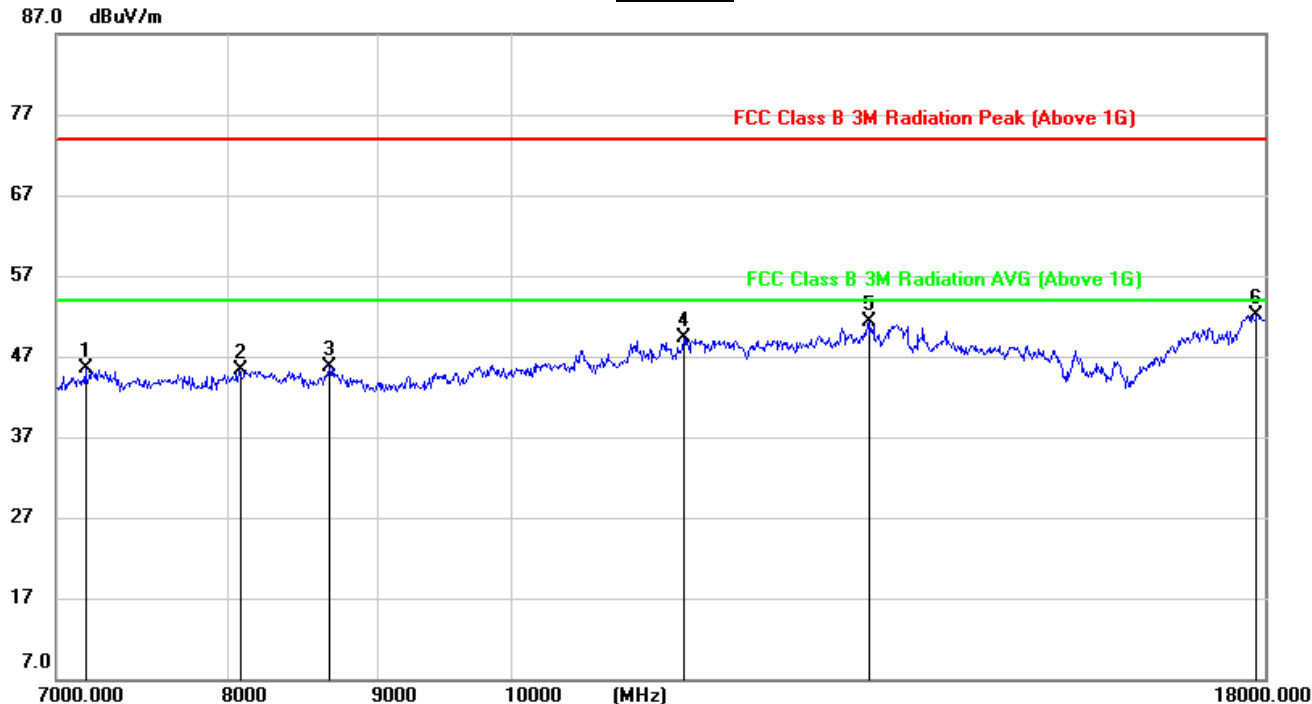
2. If Peak Result complies with AV limit, AV Result is deemed to comply with AV limit.

3. Peak: Peak detector.

4. Owing to the highest peak level complies with the lowest limit of unwanted emission out of the restricted bands (Please refer to page 210), so all the test point were deemed to comply with the limits list in the standard.



### HORIZONTAL RESULTS 7-18GHz



No.	Frequency (MHz)	Reading (dBuV/m)	Correct dB/m	Result (dBuV/m)	Limit (dBuV/m)	Margin (dB)	Remark
1	7160.481	39.18	6.37	45.55	74.00	-28.45	peak
2	8080.618	38.64	6.65	45.29	74.00	-28.71	peak
3	8665.577	38.09	7.52	45.61	74.00	-28.39	peak
4	11439.018	35.56	13.84	49.40	74.00	-24.60	peak
5	13217.382	34.10	17.20	51.30	74.00	-22.70	peak
6	17881.390	28.08	24.08	52.16	74.00	-21.84	peak

Note: 1. Measurement = Reading Level + Correct Factor.

2. If Peak Result complies with AV limit, AV Result is deemed to comply with AV limit.

3. Peak: Peak detector.

4. Owing to the highest peak level complies with the lowest limit of unwanted emission out of the restricted bands (Please refer to page 210), so all the test point were deemed to comply with the limits list in the standard.