CAD-Baugruppe:
CAD ASSEMBLY: **0000 400 4900 Smart Connector / Smart Connector**

CAD-Stückliste ohne Indexe und nur zur Information. Verbindlich ist die SAP-Stückliste.
CAD-BOM WITHOUT INDEX AND FOR INFORMATION ONLY. SAP-BOM MUST BE REFERRED.

Nr.	Struktur LEVEL	Teile-Nr. PART-No.	Benennung TITLE	Typ	Anzahl QTY
1	1	0000 400 4900	Smart Connector / Smart Connector	ASSEMBLY	1
2	2	0000 430 1404	Elektronikmodul / Electronic module	ASSEMBLY	1
3	2	0000 400 1100	Batterie CR2032 Knopfzelle 3V / Battery CR2032 Knopfzelle 3V	PART	1
4	2	0000 430 3601	Deckel / Cover	ASSEMBLY	1
5	2	0000 431 6400	Isolationsfolie / Insulating foil	PART	1
6	2	0751 010 7355	Klebeband doppelseitig / Reinforced adhesive tape double-sided	PART	1

1:1

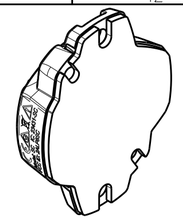

Verguss: Bis Höhe Gehäusekante +- 0.1mm
Alle SMD Bauteile bedeckt. Kein Überlaufen über Gehäusekante
POTTING: UP TO EDGE OF HOUSING +- 0.1mm
ALL SMD PARTS COVERD. NO OVERLAP AT EDGE OF CASE.
Vergussmasse / POTTING MATERIAL: Elantas Bectron PK 5553
Kleber / COATING MATERIAL: Elantas Bectron PT 4606

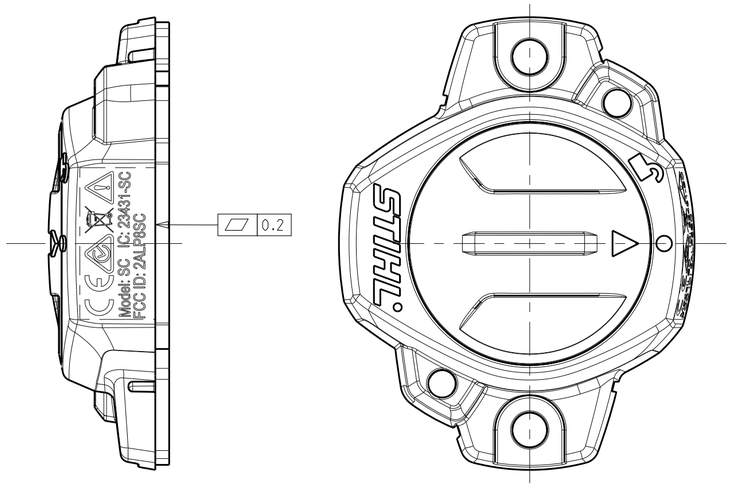

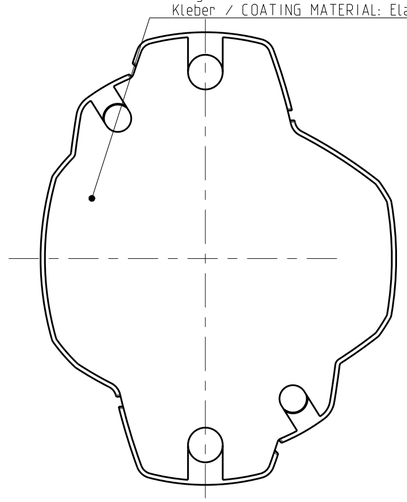

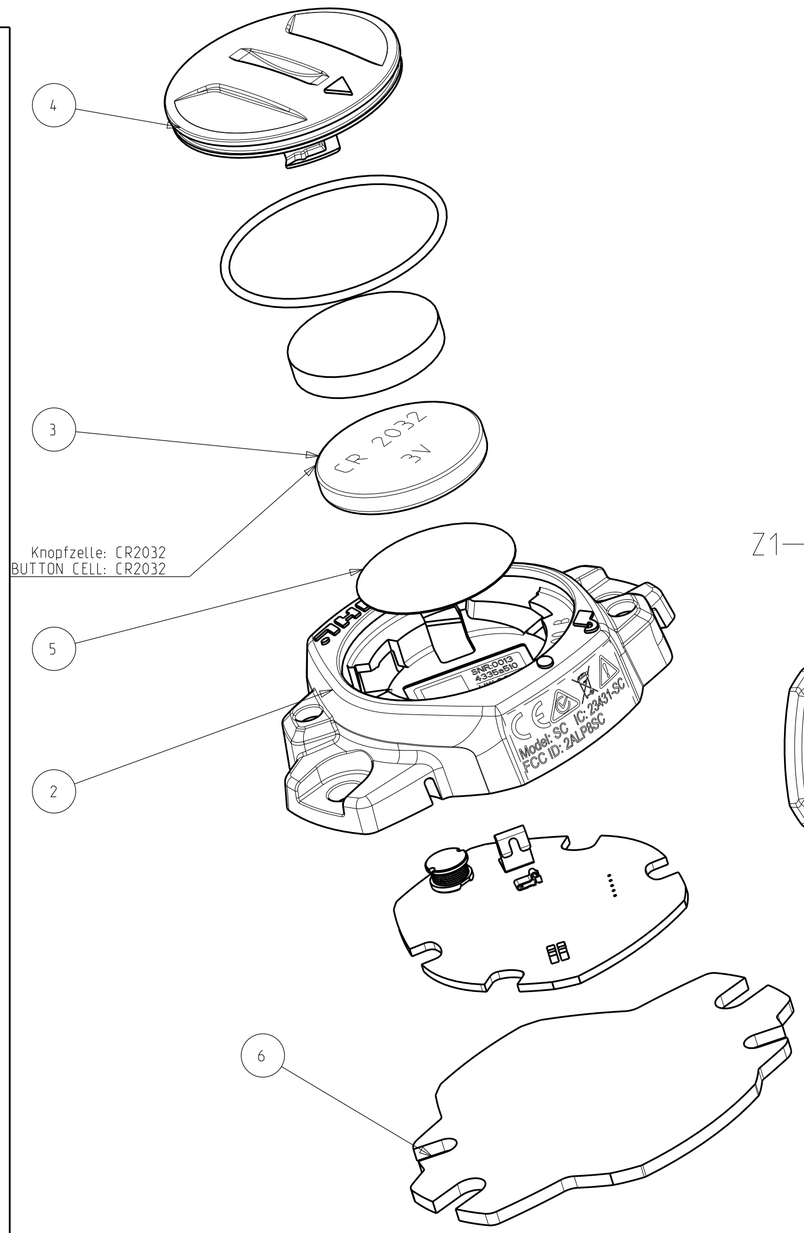

Ansicht ohne Deckel, Knopfzelle und Isolationsfolie/
VIEW WITHOUT COVER, BUTTON CELL AND INSULATING FOIL

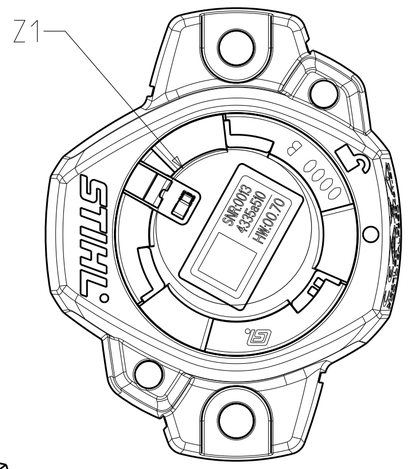

Z1
5:1

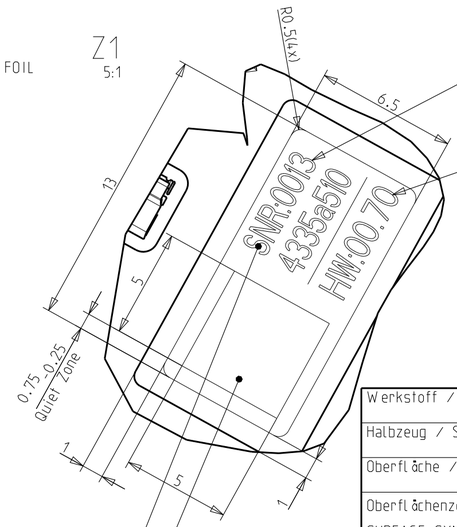

Serial Number (SNR) = MAC Address
(redundant information to DataMatrix code)

Hardware Version

⑧

Hardware-Version: HW:00.70
Software-Version: SW:01.00

Reduzierte CAD-Zeichnung / REDUCED CAD-DRAWING

Bei fehlenden Informationen ist das 3D-CAD-Modell verbindlich und bei STIHL anzufordern.

IN CASE OF MISSING INFORMATION, THE 3D-CAD-MODEL MUST BE REFERRED TO AND HAS TO BE REQUESTED AT STIHL.

Kennzeichnung nach / MARKING ACC. TO: SWN 13667-00
Schrifthöhe / LETTERING HEIGHT: 1.8; bedruckt / PRINTED:

BARCODE LABEL Inhalt / CONTENT:
DataMatrix Code according to ECC200 standard 5x5 mm.
CONTENT: Serial Number (SNR) = MAC Address
(No additional information must be stored in the DataMatrix code)

Werkstoff / MATERIAL

Halbzeug / SEMIFINISHED PRODUCT

Oberfläche / SURFACE

Oberflächenzeichen
SURFACE SYMBOLS

STIHL®

© ANDREAS STIHL AG & Co. KG, 2017
Schutzvermerk ISO 16016 beachten
THE REPRODUCTION, DISTRIBUTION AND UTILIZATION OF THIS DOCUMENT AS WELL AS THE COMMUNICATION OF ITS CONTENTS TO OTHERS WITHOUT EXPLICIT AUTHORIZATION IS PROHIBITED. OFFENDERS WILL BE HELD LIABLE FOR THE PAYMENT OF DAMAGES. ALL RIGHTS RESERVED IN THE EVENT OF THE GRANT OF A PATENT, UTILITY MODEL OR DESIGN.

Tolerierung / TOLERANCING ISO 8015
Maße / SIZE ISO 14405
Werkstückkanten / EDGES ISO 13715
PROJECTION 1
DIMENSIONS IN MM

Konstrukteur / DESIGNER (Revision①)	09.06.2017	2/EZ8-hi
Änderungsauftr./CHANGE ORDER 112586000	18.12.2017	2/EZ8-hi

Benennung Smart Connector
PART-NAME Smart Connector
Teile-Nr. PART-NO. 0000-400-4900-A
SAP Teil/PART 000
Revision ⑧

Maßstab / SCALE	Original	Blatt/SHEET	Für Lieferant / FOR SUPPLIER
2:1	DIN A2	1	

Creo Zeichnungsname / DRAWING NAME: _00004004900_SMART_CONNECTOR
Creo Modellname / MODEL NAME (ASSEM): _00004004900_SMART_CONNECTOR
SAP-DOC-ID: GEO;0000-400-4900-A;A8;000
Windchill PDMLink Version
Windchill PDMLink Version 08.3
Schriftfeld-Version 10.3