


Test Report Serial No.:	022305KBC-T617-E24C	Issue 1
Test Date(s):	30Mar05 - 19Apr05	
Test Standard(s):	FCC §2, §22H, §24E	IC RSS-132/133
Lab Registration(s):	FCC #714830	IC Lab File #3874

C.7. SETUP PHOTOGRAPHS

Photograph C.7-1 - DUT Swivel Dipole Antenna with Horizontal Bilog Receive Antenna Setup




Photograph C.7-2 - DUT Vehicle Antenna & Cradle with Vertical Bilog Receive Antenna Setup



Photograph C.7-4 - Front of Radiated Emissions Setup with vehicle-mount antenna and cradle



Photograph C.7-6 - Back of Radiated Emissions Setup with vehicle-mount antenna and cradle



Measurements were made for the low, mid and high CDMA channels transmitting in the cellular band at maximum power levels as described in Section 5 of this report. Each antenna configuration (attached swivel dipole and vehicle-mount) was evaluated.

Test Report Serial No.:	022305KBC-T617-E24C	Issue 1
Test Date(s):	30Mar05 - 19Apr05	
Test Standard(s):	FCC §2, §22H, §24E	IC RSS-132/133
Lab Registration(s):	FCC #714830	IC Lab File #3874

D.7. SETUP PHOTOGRAPHS

Photograph D.7-1 - DUT with Dipole Antenna, Horizontal 3115 Horn and LNA




Photograph D.7-2 - DUT with Dipole Antenna, Vertical 3115 Horn and LNA



Photograph D.7-3 - Front of Radiated Emission Setup



Photograph D.7-4 - Back of Radiated Emission Setup



Test Report Serial No.:	022305KBC-T617-E24C	Issue 1
Test Date(s):	30Mar05 - 19Apr05	
Test Standard(s):	FCC §2, §22H, §24E	IC RSS-132/133
Lab Registration(s):	FCC #714830	IC Lab File #3874

Photograph D.7-5 - Front of Radiated Emission Setup with vehicle-mount antenna and cradle



Photograph D.7-6 - Back of Radiated Emission Setup with vehicle-mount antenna and cradle



D.8. DUT OPERATING DESCRIPTION

Measurements were made for the low, mid and high CDMA channels transmitting in the cellular band at maximum power levels as described in Section 5 of this report. Each antenna configuration (attached swivel dipole antenna and vehicle-mount antenna) was evaluated.

Test Report Serial No.:	022305KBC-T617-E24C	Issue 1
Test Date(s):	30Mar05 - 19Apr05	
Test Standard(s):	FCC §2, §22H, §24E	IC RSS-132/133
Lab Registration(s):	FCC #714830	IC Lab File #3874

E.7. SETUP PHOTOGRAPHS

Photograph E.7-1 - DUT Swivel Dipole Antenna with Horizontal Horn Receive Antenna




Photograph E.7-2 - DUT Swivel Dipole Antenna with Vertical Horn Receive Antenna



Photograph E.7-3 - Front of Radiated Emission Setup with attached swivel dipole antenna




Photograph E.7-4 - Front of Radiated Emission Setup with vehicle-mount antenna and cradle



Test Report Serial No.:	022305KBC-T617-E24C	Issue 1
Test Date(s):	30Mar05 - 19Apr05	
Test Standard(s):	FCC §2, §22H, §24E	IC RSS-132/133
Lab Registration(s):	FCC #714830	IC Lab File #3874

Photograph E.7-5 - Back of Radiated Emission Setup with attached swivel dipole antenna



Photograph E.7-6 - Back of Radiated Emission Setup with vehicle-mount antenna and cradle



E.8. DUT OPERATING DESCRIPTION

Measurements were made for the low, mid and high CDMA channels transmitting in the PCS band at maximum power levels as described in Section 5 of this report. Each antenna configuration (attached swivel dipole antenna and vehicle-mount antenna) was evaluated.

Test Report Serial No.:	022305KBC-T617-E24C	Issue 1
Test Date(s):	30Mar05 - 19Apr05	
Test Standard(s):	FCC §2, §22H, §24E	IC RSS-132/133
Lab Registration(s):	FCC #714830	IC Lab File #3874

F.7. SETUP PHOTOGRAPHS

Photograph F.7-1 - Horizontal 3115 Horn and LNA DUT with attached swivel dipole antenna



Photograph F.7-2 - Vertical 3115 Horn and LNA DUT with attached swivel dipole antenna




Photograph F.7-3 - Back of Radiated Emission Setup with attached swivel dipole antenna




Photograph F.7-4 - Front of Radiated Emission Setup with vehicle-mount antenna and cradle




Applicant:	Itronix Corporation	FCC ID:	KBCIX260PNL3AC580	IC ID:	1943A-IX260Pf	
Rugged Laptop PC with Sierra Wireless AirCard 580 Dual-Band CDMA Modem				Model:	IX260PNL3AC580	
2005 Celltech Labs Inc. This document is not to be reproduced in whole or in part without the written permission of Celltech Labs Inc.						41 of 50

Test Report Serial No.:	022305KBC-T617-E24C	Issue 1
Test Date(s):	30Mar05 - 19Apr05	
Test Standard(s):	FCC §2, §22H, §24E	IC RSS-132/133
Lab Registration(s):	FCC #714830	IC Lab File #3874

Photograph F.7-5 - Front of Radiated Emission Setup with vehicle-mount antenna and cradle



Photograph F.7-6 - Back of Radiated Emission Setup with vehicle-mount antenna and cradle



F.8. DUT OPERATING DESCRIPTION

Measurements were made for the low, mid and high CDMA channels transmitting in the PCS band at maximum power levels as described in Section 5 of this report. Each antenna configuration (attached swivel dipole antenna and vehicle-mount antenna) was evaluated.