

The Fine Print

FCC Statement

This equipment has been tested and found to comply with the limits for a Class B digital device, pursuant to Part 15 of the FCC Rules. These limits are designed to provide reasonable protection against harmful interference in a residential installation. This equipment generates uses and can radiate radio frequency energy and, if not installed and used in accordance with the instructions, may cause harmful interference to radio communications. However, there is no guarantee that interference will not occur in a particular installation. If this equipment does cause harmful interference to radio or television reception, which can be determined by turning the equipment off and on, the user is encouraged to try to correct the interference by one or more of the following measures:

- Reorient or relocate the receiving antenna.
- Increase the separation between the equipment and receiver.
- Connect the equipment into an outlet on a circuit different from that to which the receiver is connected.
- Consult the dealer or an experienced radio/TV technician for help. This device complies with part 15 of the FCC Rules.

Operation is subject to the following two conditions:

- (1) This device may not cause harmful interference, and
- (2) This device must accept any interference received, including interference that may cause undesired operation.

The Fine Print

Warning:

Changes or modifications to this unit not expressly approved by the party responsible for compliance could void the user's authority to operate the equipment.


Need help? We're here for you every day from 7 a.m.-9 p.m. CST. Give us a call at 1-888-516-2630

Produced for Walmart Inc.
Bentville, AR 72716

Ver. 01/07/12/19

FCC ID: 2ADZH-ONN2892

We'd love to hear from you. Scan with your Walmart app and let us know what you think.



6 8 1 1 3 1 3 1 0 4 8 2

onn.TM

Wireless Neckband Earphones Quick Start Guide

4.25"

3.125" 79.37mm

3.125" 79.37mm

3.125" 79.37mm

3.125" 79.37mm

3.125" 79.37mm

3.125" 79.37mm

18.75" 476.25mm

FRONT

Get to Know Your Wireless Earphones

1) Model: 100002892

2) Speaker Rated Input Power: 3mW

3) Speaker Diameter: 9.2mm

4) Speaker Impedance: 32Ω±15%


5) Sensitivity: 100±4dB

6) Charging Cable: 25cm

7) IPX4 Waterproof


What's in the Box?

Check to make sure you have everything below




2

Ear tips




3


Ear wings



1



4



5

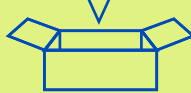
1. Wireless Neckband Earphones x1

2. Ear tips x3, M size installed

3. Ear wings x3, M size installed

4. Micro-USB Charging Cable x1


5. Quick Start Guide x1




Let's Get Started!

On/Off & Pairing


01




Press & Hold 2 sec Power On
LED Light turns Blue




Press & Hold 2 sec Power Off
LED light turns Red then Off



Left side outer Neckband



Left side inner Neckband




Press & Hold 4 sec

When powering off the device, press and hold 4 sec for pairing and connecting to another device.


For first time use, power on the earphones and it will go to pairing mode automatically. Product will automatically reconnect to the last paired device when powered on next time.

Enjoy Your Music


02




x1 Press Play/Pause




x1 Press Volume Up




x1 Press Volume Down



Press & Hold Next Track




Press & Hold Previous Track




x2 Press Siri/Google Assistant

Take a Clear Phone Call


03




x1 Press Answer Call




x1 Press Volume Up




x1 Press Volume Down



Left side inner Neckband




x1 Press Hang Up



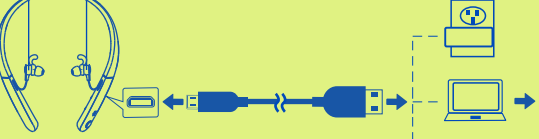
Press & Hold Reject Call

Charge Your Earphones


04



Earphones charging: red light on
Earphones fully charged: blue light on



5V 0.5A



About 2 Hours

