




## 使用说明书

### LH-QWA17快充无线充电盘

使用产品前请仔细阅读本使用说明书，并请妥善保管

#### 产品图示



- ① 充电区域
- ② 指示灯
- ③ Micro USB接口

#### 包装组件



快充无线充电盘x1

Micro USB 充电线x1

产品说明书X1

#### 产品参数

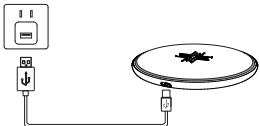
- 产品型号: LH-QWA17
- 材质: 防火PC+锌合金
- 输入接口: Micro USB
- 输入: DC 5V $\approx$ 2A    DC 9V $\approx$ 1.67A
- 输出: 10W
- 有效充电距离: 2~8mm
- 转化率: 约75%
- 颜色: 白色 / 黑色
- 产品尺寸:  $\Phi$ 99.7  $\times$  7.5mm
- 重量: 137g

#### 支持机型

苹果	iPhone X、iPhone 8、iPhone 8P
三星	Galaxy Note8、Galaxy Note7、Galaxy Note5、Galaxy s8+、Galaxy s8、Galaxy s7 Edge、Galaxy s7、Galaxy s6 Edge、Galaxy s6 Edge+、Galaxy s6
LG	G2、G3、G10
谷歌	Nexus 4、Nexus 5、Nexus 6
诺基亚	Lumia 820、Lumia 830、Lumia 920、Lumia 930、Lumia 1020、Lumia 1050、Lumia 1520、

#### 操作说明

指示灯状态  
A.产品通电时，白色LED指示灯亮1秒钟熄灭。  
B.产品给设备充电时，白色LED指示灯呼吸状态（从暗到亮）2秒1个循环。  
C.当设备电量为充满状态时，白色LED指示灯恒亮（安卓手机）。当设备电量为充满状态时，白色LED指示灯呼吸状态（从暗到亮）2秒1个循环（苹果手机）。  
D.当FOD异物检测到异物状态白色LED指示灯以每秒2次闪烁。



**FCC警告:**  
此设备符合FCC的第十五部分规定。此设备操作需符合以下两个条件:  
1) 此设备不会对周围环境产品有害的干扰。  
2) 此设备必须能抵抗任何干扰，包括会影响运行的干扰。

**重要提示**  
●使用无线充时，请保证无线充与手机之间没有金属物体，以免损坏设备。  
●10W快速充电需要使用QC2.0以上的适配器！  
●手机充满电时,请从无线充电器上移开。

#### 注意事项

- 使用制造商认可的充电器,配件和用品（只可使用5V/2000m以上输出能力的的适配器！）；
- 请勿用湿手触摸设备；
- 请勿使充电器或设备滑落,或对其造成碰撞；
- 手机充满电时，请从无线充电器上移开。
- 请在推荐的温度范围内使用产品,如在推荐的温度范围外使用产品会损坏产品或缩短使用寿命；
- 防止充电器接触液体、金属、金属粉末、灰尘或铅笔芯等导电材料；
- 请勿让儿童或动物咀嚼或吐咽充电器；
- 请勿拆卸,改装或修理充电器；
- 磁条卡(包括信用卡,电话卡,银行卡存折及登记卡等)请勿放在充电器附近，无线充电磁场有可能会损坏磁条卡。

#### 联系方式

深圳市仁清卓越投资有限公司  
深圳市南山区学苑大道1001号南山智园A7栋3楼  
服务热线: 400-618-2227  
执行标准: Q/RZY 037-2017




## Usage Manual

### LH-QWA17 Quick Wireless charger


please read this instructions completely and keep it properly.

#### Product Details



- ① Charging area
- ② Indicator Light
- ③ Micro USB

#### Package Contents



Quick Wireless Charger x1

Micro USB Cable x1

User Manual X1

#### Specifications

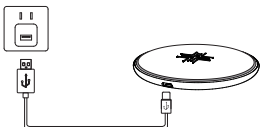
- Product Model: LH-QWA17
- Material: Fireproof PC+ Zinc Alloy
- Input port: Micro USB
- Input: 5V $\approx$ 2A DC 9V $\approx$ 1.67A
- Output: 10W
- Effective charging distance: 2~8mm
- System efficiency: Appr.75%
- Colors: White / Black
- Product Dimension:  $\Phi$ 99.7 x 7.5mm
- Weight: 137g

#### Support model

iPhone	iPhone X、iPhone 8、iPhone 8P
Sumsung	Galaxy Note8、Galaxy Note7、Galaxy Note5、Galaxy s8+、Galaxy s8、Galaxy s7 Edge、Galaxy s7、Galaxy s6 Edge、Galaxy s6 Edge+、Galaxy s6
LG	G2、G3、G10
Google	Nexus 4、Nexus 5、Nexus 6
Nokia	Lumia 820、Lumia 830、Lumia 920、Lumia 930、Lumia 1020、Lumia 1050、Lumia 1520、

#### How to use

Indicator light identification:  
A. When it is powered on, the white LED turns on for 1s.  
B. In charging mode, the white LED breathing light cycle from dark to light every 2 seconds.  
C. When device is fully charged, for Android phone, the white LED light keeps on);for iOS phone, the white LED breathing light cycle from dark to light every 2 seconds.  
D. When foreign object detected, the white LED light flashes every 2s.



#### Caution

- Use manufacturer-approved chargers and accessories. ( Only using the adapter which output is 5V/2000mA or higher. )
- Do not touch the device with wet hands.
- Do not slide the charger or device, or cause a collision.
- When charging fully, remove the mobile device from wireless charger.
- Please use the product within the recommended temperature range if use beyond the recommended temperature,it will damage the recommended life of the product.
- Avoid touching the conductive material, such as liquid, metal,metal powder, dust and pencil lead etc.
- Do not allow children or animals to chew or swallow the charger
- Do not disassemble, modify, or repair the charger.
- Do not place the Magnetic stripe cards near the charger,including credit cards,phone cards,bank card and registration card etc.,magnetic field may damage the magnetic stripe cards.

#### Contact

Shenzhen Renqing Excellent Investment Co., Ltd.  
Address: 3/F, Block A7, Nanshan iPark,  
No.1001 Xueyuan Road,  
Nanshan District, Shenzhen, China  
Hotline: 400-618-2227

## **FCC STATEMENT :**

This device complies with Part 15 of the FCC Rules. Operation is subject to the following two conditions:

- (1) This device may not cause harmful interference, and
- (2) This device must accept any interference received, including interference that may cause undesired operation.

**Warning:** Changes or modifications not expressly approved by the party responsible for compliance could void the user's authority to operate the equipment.

NOTE: This equipment has been tested and found to comply with the limits for a Class B digital device, pursuant to Part 15 of the FCC Rules. These limits are designed to provide reasonable protection against harmful interference in a residential installation. This equipment generates uses and can radiate radio frequency energy and, if not installed and used in accordance with the instructions, may cause harmful interference to radio communications. However, there is no guarantee that interference will not occur in a particular installation. If this equipment does cause harmful interference to radio or television reception, which can be determined by turning the equipment off and on, the user is encouraged to try to correct the interference by one or more of the following measures:

- Reorient or relocate the receiving antenna.

- Increase the separation between the equipment and receiver.

- Connect the equipment into an outlet on a circuit different from that to which the receiver is connected.

- Consult the dealer or an experienced radio/TV technician for help.

## **FCC Radiation Exposure Statement:**

This device complies with FCC radiation exposure limits for uncontrolled environments. When used in normal life at least 10cm distance.