



8. SETUP PHOTOS

RADIATED EMISSION BELOW 30 MHz

RADIATED EMISSIONS BELOW 30MHz (FRONT)




RADIATED EMISSIONS BELOW 30MHz (REAR)




RADIATED EMISSION ABOVE 30 MHz

RADIATED EMISSIONS ABOVE 30 MHz (FRONT)




RADIATED EMISSIONS ABOVE 30 MHz (REAR)





PORTABLE CONFIGURATION

X-AXIS ORIENTATION – Worst case



Y-AXIS ORIENTATION





END OF REPORT