


**EMC Technologies Report Number: M050750\_Cert\_WLL4070\_DTS\_BT**

## **APPENDIX B2 – Test Setup Photograph**



## APPENDIX B2 – Test Setup Photograph

### Peak Output Power, Power Spectral Density, Bandwidth and Band Edge Test Setup

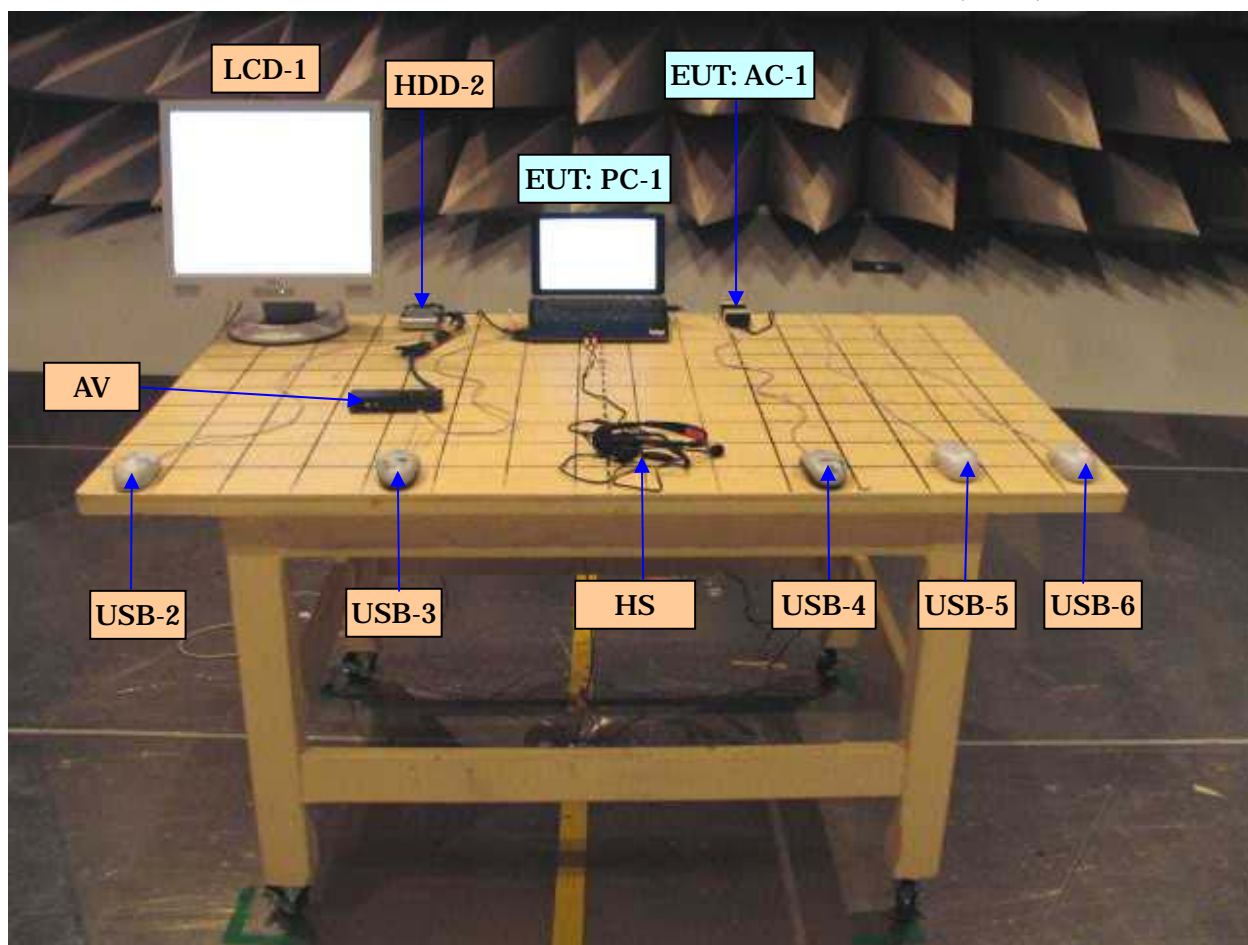


## **APPENDIX B2 – Test Setup Photograph**

**Test Setup Photos for FCC Part 15 Testing**

**Photos extracted from Report FG05-073EAL**

Photo-1.1 Radiated emission measurement; 30-1000 MHz (Front)



• PC-2 and HUB were set at outside of the chamber.

Photo-1.2 Radiated emission measurement; 30-1000 MHz (Back)






Photo-1.3 Radiated emission measurement; 1-6 GHz (Front)




Photo-2.1 Conducted emission measurement

