



Shenzhen dongxintong electronic
technology co., ltd

ShenZhen Eastong Electronic technology Co., LTD

APPROVAL SHEET
FOR
Xinli
communication
TS21
(2.4G band internal antenna)

Issued by		Checked by	
Confirmed by		Date	2023-08-04
Customer Confirm			

Project: Xinli Communication TS21		Author: Xu xiaorong	File Name: Xinli communication TS21-APP-RA
Date: 2023-08-04			
Rev:	Language:	Check:	
A	ENG		

CONFIDENTIAL

ShenZhen Eastong Electronic technology Co., LTD

Revision History

Date	Revision	Description of Changes
2023-08-04	R:A	Antenna performance approved by customer

1 SUMMARY

2 GENERAL DESCRIPTION

2.1 Definitions

3 MECHANICAL DESCRIPTION

4 ELECTRICAL PERFORMANCE

4.1 Set-up

- 4.1.1 VSWR and return loss
- 4.1.2 Efficiency, Gain and TRP/TIS
- 4.1.3 Matching Circuit Description

4.2 Measurement Data

- 4.2.1 VSWR
- 4.2.2 Active result

5 MECHANICAL DRAWING

6 CONCLUSION

Project: Xinli Communication TS21		Author: Xu xiaorong	File Name: Xinli communication TS21-APP-RA
Date: 2023-08-04			
Rev:	Language:	Check:	
A	ENG		

CONFIDENTIAL

ShenZhen Eastong Electronic technology Co., LTD

1 Summary

This report summarizes the electrical results of the proposed antenna to support the TS21 Aprogram. We test the antenna with the latest version handset .

2 General Description

2.1 Definitions

VSWR: Voltage Standing Wave Rate

3 Mechanical Description

4 Electrical Performance

4.1 Set-up

4.1.1 VSWR and return loss

VSWR measurements (S11) were performed using an Agilent E5070B Network Analyzer and the previously described test fixture. Coaxial chokes were used to mitigate surface currents on the outside of the cabling. The testing was performed in free space.

4.1.2 Efficiency, Gain and TRP/TIS

The gain of the antenna was measured in Dong Xin's 3D anechoic chamber in Shenzhen. The chamber is capable of doing tests from 380MHz to 6GHz. Coaxial chokes on the feed cable were used to mitigate surface currents. The measurement results are calibrated using dipole standards. For TRP and TIS the chamber uses a Agilent 8960 to establish the connection with the mobile device. During TRP tests the 8960 reads the power received through the chamber probes whilst during TIS tests the 8960 transmits through the probe. All data is afterwards corrected by a calibration table.

4.1.3 Matching Circuit Description

No matching.

Project: Xinli Communication TS21		Author: Xu xiaorong	File Name: Xinli communication TS21-APP-RA
Date: 2023-08-04			
Rev:	Language:	Check:	
A	ENG		

CONFIDENTIAL

ShenZhen Eastong Electronic technology Co., LTD

4.2 Measurement Data

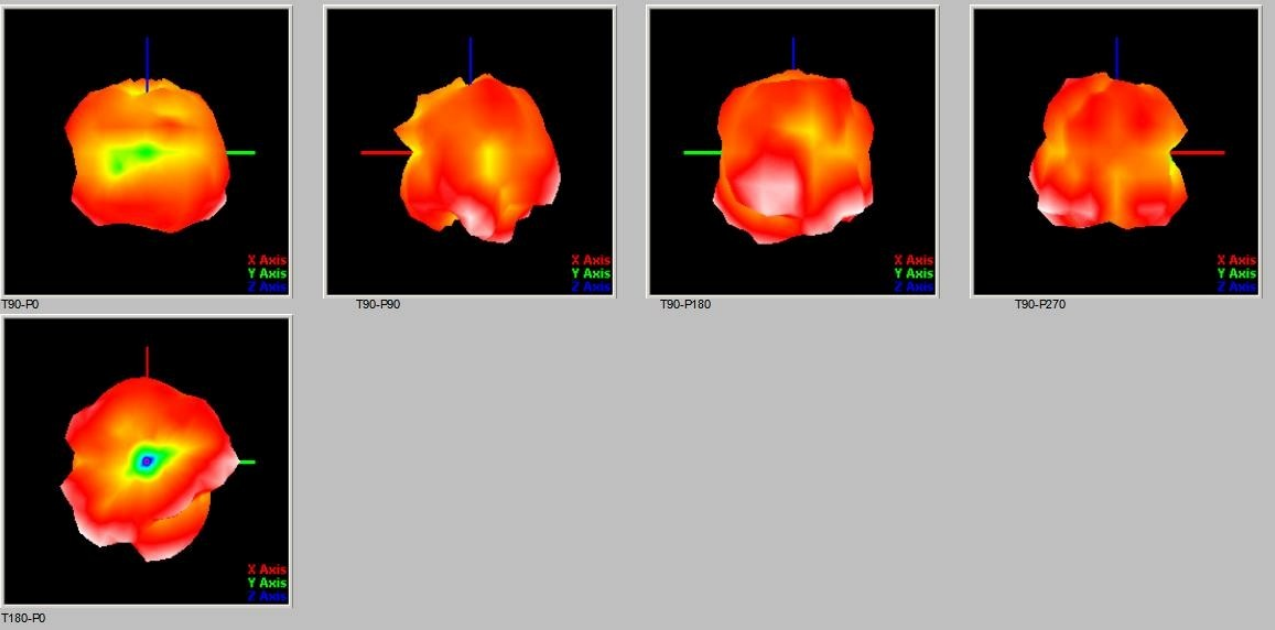
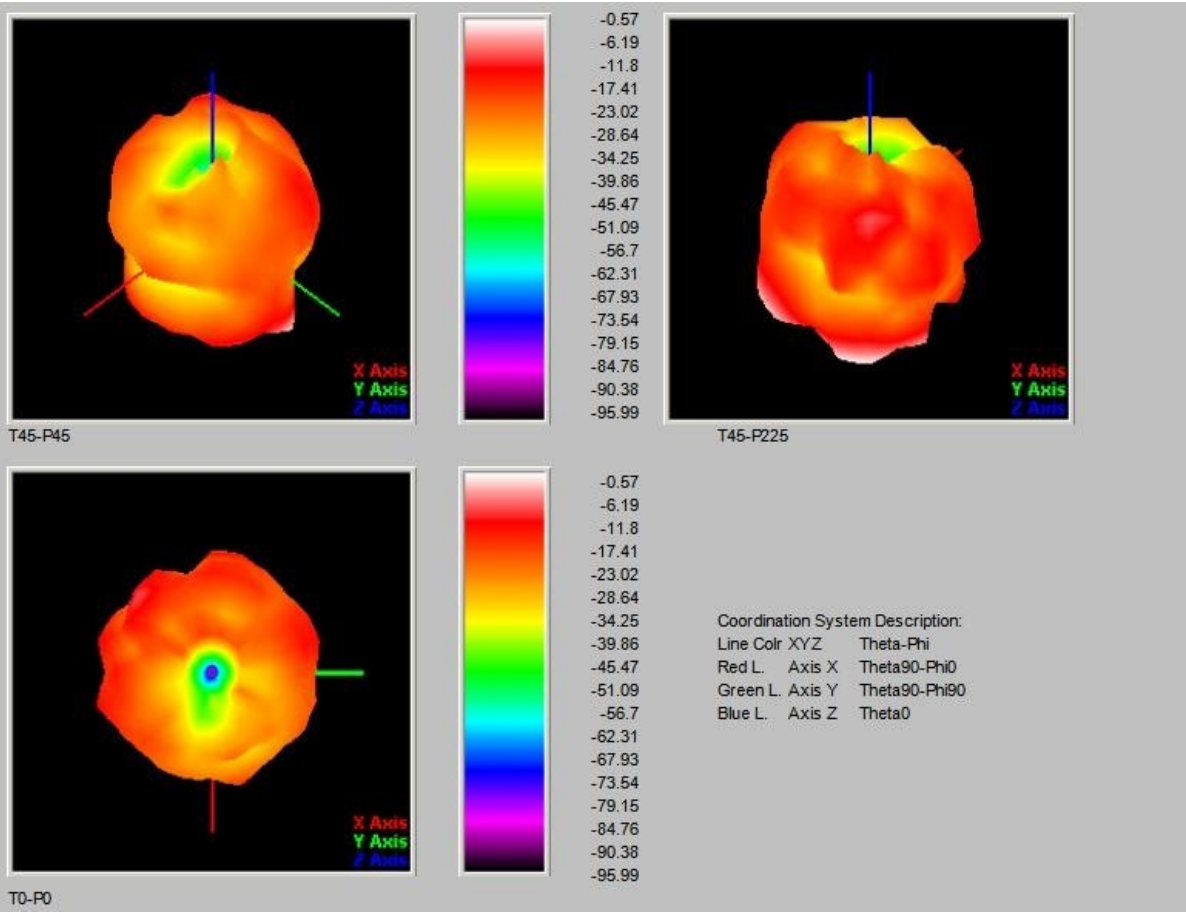
environment	open
Mobile phone model	IPHONE 13 MAX
distance	More than 28 meters

Test Point ID	Freq. (MHz)	TRP (dBm)	Gain (dBi)	Directivity (dBi)	Efficiency (%)	Efficiency (dB)	Max (dBm)
one	2400.0	2400.00	-0.57	4.61	30.3%	-5.18	-0.57
2	2410.0	2410.00	-0.68	4.32	31.7%	-4.99	-0.68
three	2420.0	2420.00	1.48	6.15	34.1%	-4.67	1.48
four	2430.0	2430.00	0.41	5.09	34.0%	-4.69	0.41
five	2440.0	2440.00	0.02	5.10	31.1%	-5.08	0.02
six	2450.0	2450.00	-0.09	4.35	36.0%	-4.44	-0.09
seven	2460.0	2460.00	-0.63	4.00	34.4%	-4.63	-0.63
eight	2470.0	2470.00	0.24	4.98	33.6%	-4.74	0.24
nine	2480.0	2480.00	-0.97	3.10	39.2%	-4.06	-0.97
10	2490.0	2490.00	0.92	4.42	44.7%	-3.49	0.92
11	2500.0	2500.00	2.41	5.19	52.7%	-2.78	2.41

Project: Xinli Communication TS21		Author: Xu xiaorong	File Name: Xinli communication TS21-APP-RA
Date: 2023-08-04			
Rev:	Language:	Check:	
A	ENG		

CONFIDENTIAL

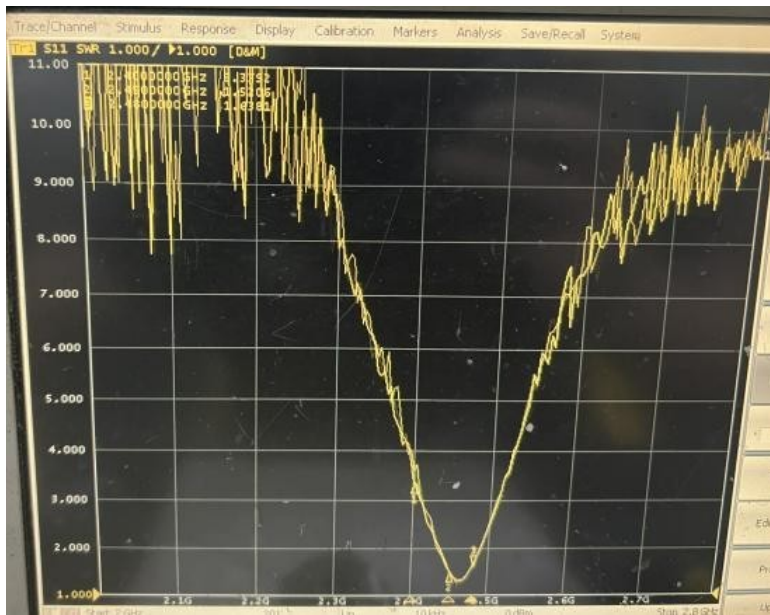
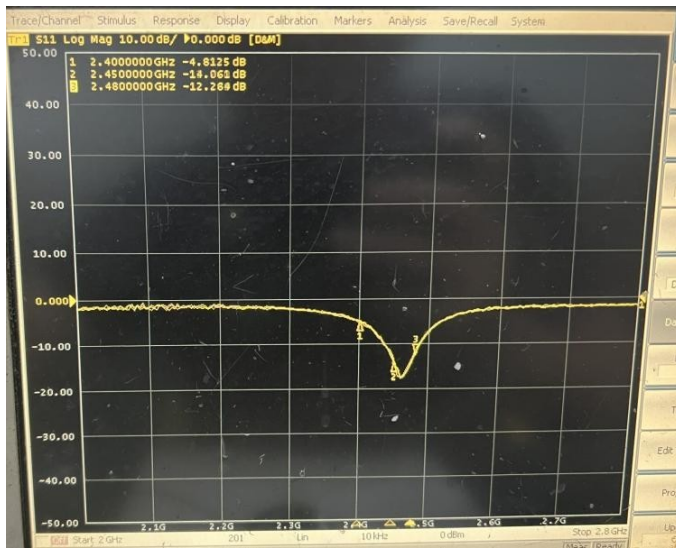
ShenZhen Eastong Electronic technology Co., LTD



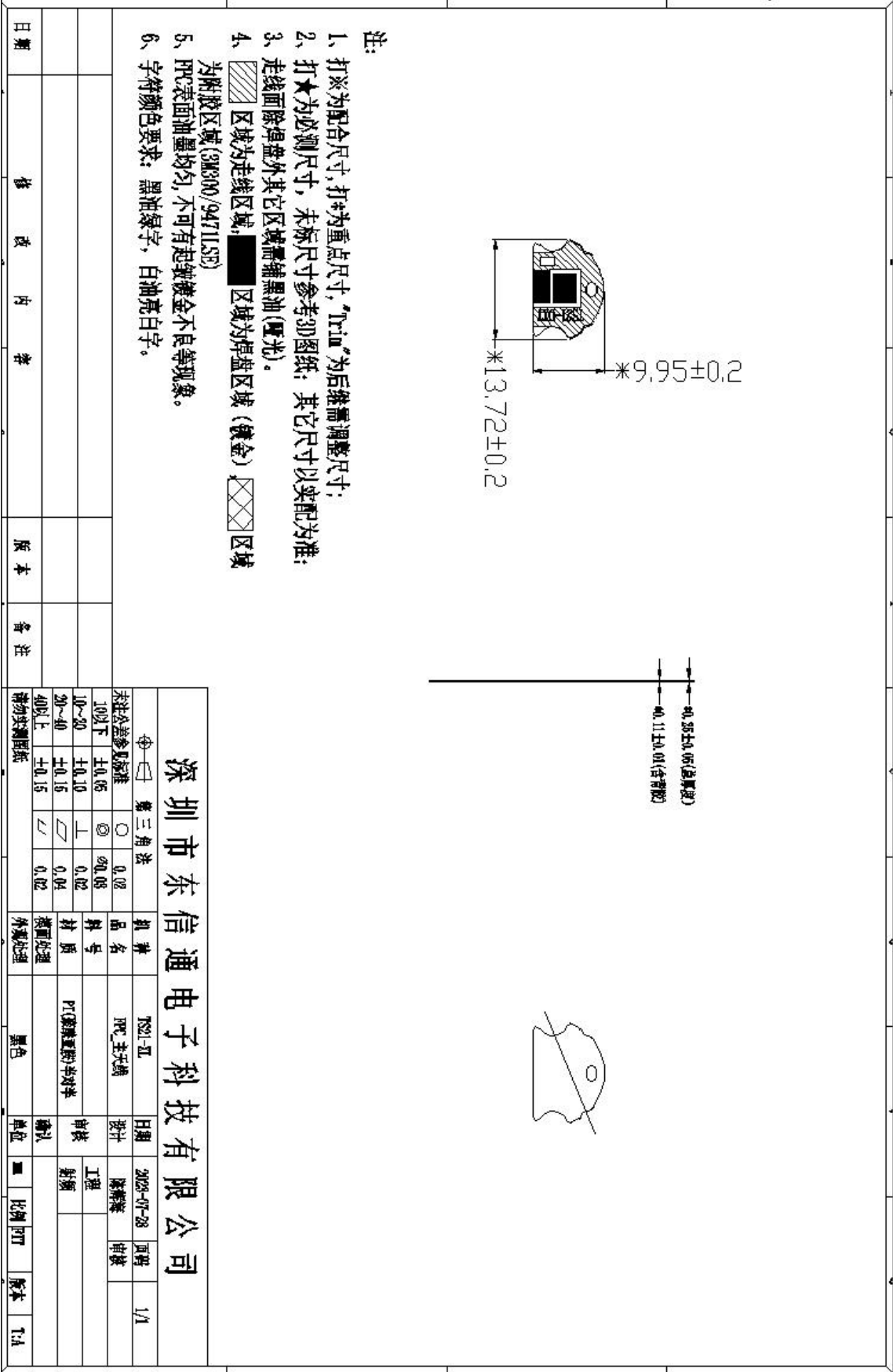
Project: Xinli Communication TS21		Author: Xu xiaorong	File Name: Xinli communication TS21-APP-RA
Date: 2023-08-04			
Rev:	Language:	Check:	
A	ENG		

CONFIDENTIAL

ShenZhen Eastong Electronic technology Co., LTD



5 Mechanical drawing



Project: 新力通信 TS21		Author: 许小荣	File Name: 新力通信 TS21-APP-RA
Date: 2023-08-04			
Rev:	Language:	Check:	
A	ENG		
CONFIDENTIAL			
ShenZhen Eastong Electronic technology Co., LTD			