



## MEASUREMENT REPORT FCC PART 15.407 UNII

**Applicant Name:**

LG Electronics USA, Inc.  
111 Sylvan Avenue, North Building  
Englewood Cliffs, NJ 07632  
United States

**Date of Testing:**

07/30/2020 - 09/03/2020

**Test Site/Location:**

PCTEST Lab. Columbia, MD, USA

**Test Report Serial No.:**

1M2007130107-06.ZNF

**FCC ID:**

ZNFK920AM

**APPLICANT:**

LG Electronics USA, Inc.

**Application Type:**

Certification

**Model/HVIN:**

LM-K920AM

**Additional Model(s)/HVIN(s):**

LM-K920TM, LM-K920QM, LMK920AM, LMK920TM, LMK920QM,  
K920AM, K920TM, K920QM

**EUT Type:**

Portable Handset

**Frequency Range:**

5180 – 5825MHz

**Modulation Type:**

OFDM

**FCC Classification:**

Unlicensed National Information Infrastructure (UNII)

**FCC Rule Part(s):**

Part 15 Subpart E (15.407)

**ISED Specification:**


RSS-247 Issue 2

**Test Procedure(s):**

ANSI C63.10-2013, KDB 789033 D02 v02r01,  
KDB 662911 D01 v02r01

This equipment has been shown to be capable of compliance with the applicable technical standards as indicated in the measurement report and was tested in accordance with the measurement procedures specified in ANSI C63.10-2013 and KDB 789033 D02 v02r01. Test results reported herein relate only to the item(s) tested.

I attest to the accuracy of data. All measurements reported herein were performed by me or were made under my supervision and are correct to the best of my knowledge and belief. I assume full responsibility for the completeness of these measurements and vouch for the qualifications of all persons taking them.



Randy Ortanez  
President

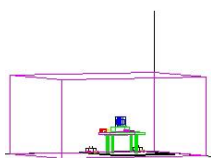


FCC ID: ZNFK920AM		MEASUREMENT REPORT (CERTIFICATION)		Approved by: Quality Manager
Test Report S/N: 1M2007130107-06.ZNF	Test Dates: 07/30/2020 - 09/03/2020	EUT Type: Portable Handset		Page 1 of 167

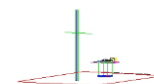
## T A B L E O F C O N T E N T S

1.0	INTRODUCTION.....	4
1.1	Scope .....	4
1.2	PCTEST Test Location .....	4
1.3	Test Facility / Accreditations .....	4
2.0	PRODUCT INFORMATION .....	5
2.1	Equipment Description .....	5
2.2	Device Capabilities.....	5
2.3	Test Configuration.....	7
2.4	Software and Firmware .....	7
2.5	EMI Suppression Device(s)/Modifications .....	7
3.0	DESCRIPTION OF TESTS .....	8
3.1	Evaluation Procedure.....	8
3.2	AC Line Conducted Emissions .....	8
3.3	Radiated Emissions .....	9
3.4	Environmental Conditions .....	9
4.0	ANTENNA REQUIREMENTS .....	10
5.0	MEASUREMENT UNCERTAINTY .....	11
6.0	TEST EQUIPMENT CALIBRATION DATA.....	12
7.0	TEST RESULTS .....	13
7.1	Summary.....	13
7.2	26dB Bandwidth Measurement – 802.11a/n/ac .....	14
7.3	6dB Bandwidth Measurement – 802.11a/n/ac .....	47
7.4	UNII Output Power Measurement – 802.11a/n/ac .....	58
7.5	Maximum Power Spectral Density – 802.11a/n/ac .....	66
7.6	Radiated Spurious Emission Measurements – Above 1GHz.....	111
7.6.1	SISO Antenna-1 Radiated Spurious Emission Measurements .....	114
7.6.2	SISO Antenna-2 Radiated Spurious Emission Measurements .....	123
7.6.3	MIMO Radiated Spurious Emission Measurements .....	132
7.6.4	SISO Antenna-1 Radiated Band Edge Measurements (20MHz BW) .....	139
7.6.5	SISO Antenna-1 Radiated Band Edge Measurements (40MHz BW) .....	141
7.6.6	SISO Antenna-1 Radiated Band Edge Measurements (80MHz BW) .....	143
7.6.7	SISO Antenna-2 Radiated Band Edge Measurements (20MHz BW) .....	145
7.6.8	SISO Antenna-2 Radiated Band Edge Measurements (40MHz BW) .....	147
7.6.9	SISO Antenna-2 Radiated Band Edge Measurements (80MHz BW) .....	149
7.6.10	MIMO Radiated Band Edge Measurements (20MHz BW).....	151
7.6.11	MIMO Radiated Band Edge Measurements (40MHz BW).....	153
7.6.12	MIMO Radiated Band Edge Measurements (80MHz BW).....	155
7.7	Radiated Spurious Emissions Measurements – Below 1GHz .....	157
7.8	Line-Conducted Test Data .....	161
8.0	CONCLUSION .....	167

<b>FCC ID:</b> ZNFK920AM		<b>MEASUREMENT REPORT (CERTIFICATION)</b>		<b>Approved by:</b> Quality Manager
<b>Test Report S/N:</b> 1M2007130107-06.ZNF	<b>Test Dates:</b> 07/30/2020 - 09/03/2020	<b>EUT Type:</b> Portable Handset	Page 2 of 167	



## MEASUREMENT REPORT



UNII Band	Channel Bandwidth (MHz)	Tx Frequency (MHz)	ANT1		ANT2		MIMO	
			Max. Power (mW)	Max. Power (dBm)	Max. Power (mW)	Max. Power (dBm)	Max. Power (mW)	Max. Power (dBm)
1	20	5180 - 5240	61.944	17.92	56.234	17.50	118.032	20.72
2A		5260 - 5320	66.527	18.23	56.624	17.53	123.027	20.90
2C		5500 - 5720	42.462	16.28	35.727	15.53	76.913	18.86
3		5745 - 5825	66.834	18.25	50.933	17.07	117.761	20.71
1	40	5190 - 5230	31.405	14.97	35.156	15.46	66.527	18.23
2A		5270 - 5310	34.198	15.34	34.914	15.43	68.707	18.37
2C		5510 - 5710	33.651	15.27	33.574	15.26	66.527	18.23
3		5755 - 5795	34.041	15.32	35.400	15.49	66.988	18.26
1	80	5210	18.408	12.65	18.072	12.57	36.475	15.62
2A		5290	19.543	12.91	19.588	12.92	39.174	15.93
2C		5530 - 5690	19.679	12.94	18.880	12.76	38.548	15.86
3		5775	19.275	12.85	19.679	12.94	38.994	15.91

### EUT Overview

FCC ID: ZNFK920AM		MEASUREMENT REPORT (CERTIFICATION)		Approved by: Quality Manager
Test Report S/N: 1M2007130107-06.ZNF	Test Dates: 07/30/2020 - 09/03/2020	EUT Type: Portable Handset	Page 3 of 167	

## 1.0 INTRODUCTION

### 1.1 Scope

Measurement and determination of electromagnetic emissions (EMC) of radio frequency devices including intentional and/or unintentional radiators for compliance with the technical rules and regulations of the Federal Communications Commission and the Innovation, Science and Economic Development Canada.

### 1.2 PCTEST Test Location

These measurement tests were conducted at the PCTEST facility located at 7185 Oakland Mills Road, Columbia, MD 21046. The measurement facility is compliant with the test site requirements specified in ANSI C63.4-2014.

### 1.3 Test Facility / Accreditations

**Measurements were performed at PCTEST located in Columbia, MD 21046, U.S.A.**

- PCTEST is an ISO 17025-2005 accredited test facility under the American Association for Laboratory Accreditation (A2LA) with Certificate number 2041.01 for Specific Absorption Rate (SAR), Hearing Aid Compatibility (HAC) testing, where applicable, and Electromagnetic Compatibility (EMC) testing for FCC and Innovation, Science, and Economic Development Canada rules.
- PCTEST TCB is a Telecommunication Certification Body (TCB) accredited to ISO/IEC 17065-2012 by A2LA (Certificate number 2041.03) in all scopes of FCC Rules and ISSED Standards (RSS).
- PCTEST facility is a registered (2451B) test laboratory with the site description on file with ISSED.

FCC ID: ZNFK920AM	 <b>PCTEST</b> Proud to be part of  element	MEASUREMENT REPORT (CERTIFICATION)		Approved by: Quality Manager
Test Report S/N: 1M2007130107-06.ZNF	Test Dates: 07/30/2020 - 09/03/2020	EUT Type: Portable Handset		Page 4 of 167

## 2.0 PRODUCT INFORMATION

### 2.1 Equipment Description

The Equipment Under Test (EUT) is the **LG Portable Handset FCC ID: ZNFK920AM**. The test data contained in this report pertains only to the emissions due to the EUT's UNII transmitter.

**Test Device Serial No.:** 08535, 08543, 08691, 08709

### 2.2 Device Capabilities

This device contains the following capabilities:

800/850/1900 CDMA/EvDO Rev0/A, 1x Advanced (BC0, BC1, BC10), 850/1900 GSM/GPRS/EDGE, 850/1700/1900 WCDMA/HSPA, Multi-band LTE, Multi-Band 5G NR, 802.11b/g/n WLAN, 802.11a/n/ac UNII, Bluetooth (1x, EDR, LE), NFC

Band 1		Band 2A		Band 2C		Band 3	
Ch.	Frequency (MHz)	Ch.	Frequency (MHz)	Ch.	Frequency (MHz)	Ch.	Frequency (MHz)
36	5180	52	5260	100	5500	149	5745
:	:	:	:	:	:	:	:
42	5210	56	5280	120	5600	157	5785
:	:	:	:	:	:	:	:
48	5240	64	5320	140	5700	165	5825

Table 2-1. 802.11a (20MHz) Frequency / Channel Operations

Band 1		Band 2A		Band 2C		Band 3	
Ch.	Frequency (MHz)	Ch.	Frequency (MHz)	Ch.	Frequency (MHz)	Ch.	Frequency (MHz)
38	5190	54	5270	102	5510	151	5755
:	:	:	:	:	:	:	:
46	5230	62	5310	118	5590	159	5795
				:	:		
				142	5710		

Table 2-2. 802.11n / 802.11ac (40MHz BW) Frequency / Channel Operations

Band 1		Band 2A		Band 2C		Band 3	
Ch.	Frequency (MHz)	Ch.	Frequency (MHz)	Ch.	Frequency (MHz)	Ch.	Frequency (MHz)
42	5210	58	5290	106	5530	155	5775
				:	:		
				138	5690		

Table 2-3. 802.11ac (80MHz BW) Frequency / Channel Operations

FCC ID: ZNFK920AM		MEASUREMENT REPORT (CERTIFICATION)			Approved by: Quality Manager
Test Report S/N: 1M2007130107-06-ZNF	Test Dates: 07/30/2020 - 09/03/2020	EUT Type: Portable Handset			Page 5 of 167

**Notes:**

- 5GHz NII operation is possible in 20MHz channel bandwidth. The maximum achievable duty cycles for all modes were determined based on measurements performed on a spectrum analyzer in zero-span mode with RBW = 8MHz, VBW = 50MHz, and detector = peak per the guidance of Section B)2)b) of ANSI C63.10-2013 and KDB 789033 D02 v02r01. The RBW and VBW were both greater than 50/T, where T is the minimum transmission duration, and the number of sweep points across T was greater than 100. The duty cycles are as follows:

Maximum Achievable Duty Cycles				
802.11 Mode/Band		Duty Cycle [%]		
		ANT1	ANT2	MIMO
5GHz	a	98.3	98.3	98.1
	n (HT20)	98.1	98.2	97.9
	ac (HT20)	98.1	98.1	98.4
	n (HT40)	97.3	97.2	98.4
	ac (HT40)	97.3	97.3	96.9
	ac (HT80)	96.9	97.1	96.9

**Table 2-4. Measured Duty Cycles**

- The device employs MIMO technology. Below are the possible configurations.

WiFi Configurations		SISO		SDM		CDD	
		ANT1	ANT2	ANT1	ANT2	ANT1	ANT2
5GHz	11a	✓	✓	✗	✗	✓	✓
	11n/ac (20MHz)	✓	✓	✓	✓	✓	✓
	11n/ac (40MHz)	✓	✓	✓	✓	✓	✓
	11ac (80MHz)	✓	✓	✓	✓	✓	✓

**Table 2-5. Frequency / Channel Operations**

✓ = Support ; ✗ = NOT Support

**SISO** = Single Input Single Output

**SDM** = Spatial Diversity Multiplexing – MIMO function

**CDD** = Cyclic Delay Diversity - 2Tx Function

FCC ID: ZNFK920AM		MEASUREMENT REPORT (CERTIFICATION)		Approved by: Quality Manager
Test Report S/N: 1M2007130107-06.ZNF	Test Dates: 07/30/2020 - 09/03/2020	EUT Type: Portable Handset	Page 6 of 167	

## 2.3 Antenna Description

Following antenna was used for the testing.

Antenna	Frequency (MHz)	Gain (dBi)
1	5150 ~ 5850	-3.3
2	5150 ~ 5850	-2.12

**Table 2-6. Antenna Peak Gain**

## 2.4 Test Configuration

The EUT was tested per the guidance of KDB 789033 D02 v02r01. ANSI C63.10-2013 was used to reference the appropriate EUT setup for radiated spurious emissions testing and AC line conducted testing. See Sections 3.2 for AC line conducted emissions test setups, 3.3 for radiated emissions test setups, and 7.2, 7.3, 7.4, and 7.5 for antenna port conducted emissions test setups.

## 2.5 Software and Firmware

The test was conducted with firmware version 10 installed on the EUT.

## 2.6 EMI Suppression Device(s)/Modifications

No EMI suppression device(s) were added and/or no modifications were made during testing.

FCC ID: ZNFK920AM	 <small>Proud to be part of element</small>	MEASUREMENT REPORT (CERTIFICATION)		Approved by: Quality Manager
Test Report S/N: 1M2007130107-06.ZNF	Test Dates: 07/30/2020 - 09/03/2020	EUT Type: Portable Handset		Page 7 of 167

## 3.0 DESCRIPTION OF TESTS

### 3.1 Evaluation Procedure

The measurement procedures described in the American National Standard of Procedures for Compliance Testing of Unlicensed Wireless Devices (ANSI C63.10-2013) and the guidance provided in KDB 789033 D02 v02r01 were used in the measurement of the EUT.

Deviation from measurement procedure.....None

### 3.2 AC Line Conducted Emissions

The line-conducted facility is located inside a 10'x16'x9' shielded enclosure. The shielded enclosure is manufactured by ETS Lindgren RF Enclosures. The shielding effectiveness of the shielded room is in accordance with MIL-Std-285 or NSA 65-5. A 1m x 1.5m wooden table 80cm high is placed 40cm away from the vertical wall and 80cm away from the sidewall of the shielded room. Two 10kHz-30MHz, 50Ω/50μH Line-Impedance Stabilization Networks (LISNs) are bonded to the shielded room floor. Power to the LISNs is filtered by external high-current high-insertion loss power line filters. The external power line filter is an ETS Lindgren Model LPRX-4X30 (100dB Attenuation, 14kHz-18GHz) and the two EMI/RFI filters are ETS Lindgren Model LRW-2030-S1 (100dB Minimum Insertion Loss, 14kHz – 10GHz). These filters attenuate ambient signal noise from entering the measurement lines. These filters are also bonded to the shielded enclosure.

The EUT is powered from one LISN and the support equipment is powered from the second LISN. If the EUT is a DC-powered device, power will be derived from the source power supply it normally will be powered from and this supply line(s) will be connected to the second LISN. All interconnecting cables more than 1 meter were shortened to a 1 meter length by non-inductive bundling (serpentine fashion) and draped over the back edge of the test table. All cables were at least 40cm above the horizontal reference groundplane. Power cables for support equipment were routed down to the second LISN while ensuring that that cables were not draped over the second LISN.

Sufficient time for the EUT, support equipment, and test equipment was allowed in order for them to warm up to their normal operating condition. The RF output of the LISN was connected to the spectrum analyzer and exploratory measurements were made to determine the frequencies producing the maximum emission from the EUT. The spectrum was scanned from 150kHz to 30MHz with a spectrum analyzer. The detector function was set to peak mode for exploratory measurements while the bandwidth of the analyzer was set to 10kHz. The EUT, support equipment, and interconnecting cables were arranged and manipulated to maximize each emission. Once the worst case emissions have been identified, the one EUT cable configuration/arrangement and mode of operation that produced these emissions is used for final measurements on the same test site. The analyzer is set to CISPR quasi-peak and average detectors with a 9kHz resolution bandwidth for final measurements.

Line conducted emissions test results are shown in Section 7.8. The EMI Receiver mode of the Agilent MXE was used to perform AC line conducted emissions testing.

FCC ID: ZNFK920AM		MEASUREMENT REPORT (CERTIFICATION)		Approved by: Quality Manager
Test Report S/N: 1M2007130107-06.ZNF	Test Dates: 07/30/2020 - 09/03/2020	EUT Type: Portable Handset		Page 8 of 167



### 3.3 Radiated Emissions

The radiated test facilities consisted of an indoor 3 meter semi-anechoic chamber used for final measurements and exploratory measurements, when necessary. The measurement area is contained within the semi-anechoic chamber which is shielded from any ambient interference. The test site inside the chamber is a 6m x 5.2m elliptical, obstruction-free area in accordance with Figure 5.7 of Clause 5 in ANSI C63.4-2014. Absorbers are arranged on the floor between the turn table and the antenna mast in such a way so as to maximize the reduction of reflections for measurements above 1GHz. An 80cm tall test table made of Styrodur is placed on top of the turn table. For measurements above 1GHz, an additional Styrodur pedestal is placed on top of the test table to bring the total table height to 1.5m.

For all measurements, the spectrum was scanned through all EUT azimuths and from 1 to 4 meter receive antenna height using a broadband antenna from 30MHz up to the upper frequency shown in 15.33 depending on the highest frequency generated or used in the device or on which the device operates or tunes. For frequencies above 1GHz, linearly polarized double ridge horn antennas were used. For frequencies below 30MHz, a calibrated loop antenna was used. When exploratory measurements were necessary, they were performed at 1 meter test distance inside the semi-anechoic chamber using broadband antennas, broadband amplifiers, and spectrum analyzers to determine the frequencies and modes producing the maximum emissions. Sufficient time for the EUT, support equipment, and test equipment was allowed in order for them to warm up to their normal operating condition. The test set-up was placed on top of the 1 x 1.5 meter table. The EUT, support equipment, and interconnecting cables were arranged and manipulated to maximize each emission. Appropriate precaution was taken to ensure that all emissions from the EUT were maximized and investigated. The system configuration, mode of operation, turntable azimuth, and receive antenna height was noted for each frequency found.

Final measurements were made in the semi-anechoic chamber using calibrated, linearly polarized broadband and horn antennas. The test setup was configured to the setup that produced the worst case emissions. The spectrum analyzer was set to investigate all frequencies required for testing to compare the highest radiated disturbances with respect to the specified limits. The turntable containing the EUT was rotated through 360 degrees and the height of the receive antenna was varied 1 to 4 meters and stopped at the azimuth and height producing the maximum emission. Each emission was maximized by changing the orientation of the EUT through three orthogonal planes and changing the polarity of the receive antenna, whichever produced the worst-case emissions.

All radiated measurements are performed in a chamber that meets the site requirements per ANSI C63.4-2014. Additionally, radiated emissions below 30MHz are also validated on an Open Area Test Site to assert correlation with the chamber measurements per the requirements of KDB 474788 D01.

### 3.4 Environmental Conditions

The temperature is controlled within range of 15°C to 35°C. The relative humidity is controlled within range of 10% to 75%. The atmospheric pressure is monitored within the range 86-106kPa (860-1060mbar).

<b>FCC ID:</b> ZNFK920AM	 <b>PCTEST</b> Proud to be part of 	<b>MEASUREMENT REPORT (CERTIFICATION)</b>		<b>Approved by:</b> Quality Manager
<b>Test Report S/N:</b> 1M2007130107-06.ZNF	<b>Test Dates:</b> 07/30/2020 - 09/03/2020	<b>EUT Type:</b> Portable Handset	Page 9 of 167	

## 4.0 ANTENNA REQUIREMENTS

### Excerpt from §15.203 of the FCC Rules/Regulations:

“An intentional radiator antenna shall be designed to ensure that no antenna other than that furnished by the responsible party can be used with the device. The use of a permanently attached antenna or of an antenna that uses a unique coupling to the intentional radiator shall be considered sufficient to comply with the provisions of this section.”

- The antennas of the EUT are **permanently attached**.
- There are no provisions for connection to an external antenna.

### Conclusion:

The EUT complies with the requirement of §15.203.

FCC ID: ZNFK920AM	 <b>PCTEST</b> Proud to be part of  element	MEASUREMENT REPORT (CERTIFICATION)	 LG	Approved by: Quality Manager
Test Report S/N: 1M2007130107-06.ZNF	Test Dates: 07/30/2020 - 09/03/2020	EUT Type: Portable Handset		Page 10 of 167

## 5.0 MEASUREMENT UNCERTAINTY

The measurement uncertainties shown below were calculated in accordance with the requirements of ANSI C63.10-2013. All measurement uncertainty values are shown with a coverage factor of  $k = 2$  to indicate a 95% level of confidence. The measurement uncertainty shown below meets or exceeds the  $U_{\text{CISPR}}$  measurement uncertainty values specified in CISPR 16-4-2 and, thus, can be compared directly to specified limits to determine compliance.

Contribution	Expanded Uncertainty ( $\pm$ dB)
Conducted Bench Top Measurements	1.13
Line Conducted Disturbance	3.09
Radiated Disturbance (<1GHz)	4.98
Radiated Disturbance (>1GHz)	5.07
Radiated Disturbance (>18GHz)	5.09

FCC ID: ZNFK920AM	 <b>PCTEST</b> Proud to be part of  element	MEASUREMENT REPORT (CERTIFICATION)	 LG	Approved by: Quality Manager
Test Report S/N: 1M2007130107-06.ZNF	Test Dates: 07/30/2020 - 09/03/2020	EUT Type: Portable Handset		Page 11 of 167

## 6.0 TEST EQUIPMENT CALIBRATION DATA

Test Equipment Calibration is traceable to the National Institute of Standards and Technology (NIST). Measurements antennas used during testing were calibrated in accordance to the requirements of ANSI C63.5-2017.

Manufacturer	Model	Description	Cal Date	Cal Interval	Cal Due	Serial Number
-	WL40-1	Conducted Cable Set (40GHz)	10/30/2019	Annual	10/30/2020	WL40-1
-	WL25-1	Conducted Cable Set (25GHz)	10/30/2019	Annual	10/30/2020	WL25-1
Anritsu	ML2496A	Power Meter	11/6/2019	Annual	11/6/2020	1405003
Anritsu	MA2411B	Pulse Power Sensor	10/15/2019	Annual	10/15/2020	1339026
Anritsu	ML2495A	Power Meter	12/17/2019	Annual	12/17/2020	941001
Com-Power	AL-130	9kHz - 30MHz Loop Antenna	10/10/2019	Biennial	10/10/2021	121034
Emco	3116	Horn Antenna (18 - 40GHz)	6/7/2018	Triennial	6/7/2021	9203-2178
ETS-Lindgren	3816/2NM	Line Impedance Stabilization Network	6/18/2018	Biennial	9/18/2020	114451
Rohde & Schwarz	ESU40	EMI Test Receiver (40GHz)	9/23/2019	Annual	9/23/2020	100348
Rohde & Schwarz	FSW67	Signal / Spectrum Analyzer	5/6/2019	Annual	9/6/2020	103200
Rohde & Schwarz	SFUNIT-Rx	Shielded Filter Unit	7/11/2019	Annual	9/11/2020	102134
Sunol	DRH-118	Horn Antenna (1-18GHz)	10/3/2019	Biennial	10/3/2021	A050307
Sunol	DRH-118	Horn Antenna (1-18GHz)	8/27/2019	Biennial	8/27/2021	A042511
Sunol	JB5	Bi-Log Antenna (30M - 5GHz)	4/19/2018	Biennial	9/19/2020	A051107

Table 6-1. Annual Test Equipment Calibration Schedule

### Note:

For equipment listed above that has a calibration date or calibration due date that falls within the test date range, care was taken to ensure that this equipment was used after the calibration date and before the calibration due date.

FCC ID: ZNFK920AM		MEASUREMENT REPORT (CERTIFICATION)		Approved by: Quality Manager
Test Report S/N: 1M2007130107-06.ZNF	Test Dates: 07/30/2020 - 09/03/2020	EUT Type: Portable Handset	Page 12 of 167	

## 7.0 TEST RESULTS

### 7.1 Summary

Company Name: LG Electronics USA, Inc.  
FCC ID: ZNFK920AM  
FCC Classification: Unlicensed National Information Infrastructure (UNII)

FCC Part Section(s)	RSS Section(s)	Test Description	Test Limit	Test Condition	Test Result	Reference
N/A	RSS-Gen [6.6]	26dB Bandwidth	N/A	CONDUCTED	PASS	Section 7.2
15.407(e)	RSS-Gen [6.6]	6dB Bandwidth	>500kHz(5725-5850MHz)	CONDUCTED	PASS	Section 7.3
15.407 (a.1.iv), (a.2), (a.3)	RSS-247 [6.2]	Maximum Conducted Output Power	Maximum conducted powers must meet the limits detailed in 15.407 (a) (RSS-247 [6.2])	CONDUCTED	PASS	Section 7.4
15.407 (a.1.iv), (a.2), (a.3)	RSS-247 [6.2]	Maximum Power Spectral Density	Maximum power spectral density must meet the limits detailed in 15.407 (a) (RSS-247 [6.2])	CONDUCTED	PASS	Section 7.5
15.407(h)	RSS-247 [6.3]	Dynamic Frequency Selection	See DFS Test Report	CONDUCTED	PASS	See DFS Test Report
15.407(b.1), (2), (3), (4)	RSS-247 [6.2]	Undesirable Emissions	Undesirable emissions must meet the limits detailed in 15.407(b) (RSS-247 [6.2])	RADIATED	PASS	Section 7.6
15.205, 15.407(b.1), (4), (5), (6)	RSS-Gen [8.9]	General Field Strength Limits (Restricted Bands and Radiated Emission Limits)	Emissions in restricted bands must meet the radiated limits detailed in 15.209 (RSS-Gen [8.9])		PASS	Section 7.6
15.407	RSS-Gen [8.8]	AC Conducted Emissions 150kHz – 30MHz	< FCC 15.207 (RSS-Gen [8.8]) limits	LINE CONDUCTED	PASS	Section 7.8

**Table 7-1. Summary of Test Results**

#### Notes:

- 1) All channels, modes, and modulations/data rates were investigated among all UNII bands. The test results shown in the following sections represent the worst case emissions.
- 2) The analyzer plots shown in this section were all taken with a correction table loaded into the analyzer. The correction table was used to account for the losses of the cables and attenuators used as part of the system to connect the EUT to the analyzer at all frequencies of interest.
- 3) All antenna port conducted emissions testing was performed on a test bench with the antenna port of the EUT connected to the spectrum analyzer through calibrated cables and attenuators.
- 4) For conducted spurious emissions, automated test software was used to measure emissions and capture the corresponding plots necessary to show compliance. The measurement software utilized is PCTEST "UNII Automation," Version 4.7.
- 5) For radiated band edge, automated test software was used to measure emissions and capture the corresponding plots necessary to show compliance. The measurement software utilized is PCTEST "Chamber Automation," Version 1.3.1.

FCC ID: ZNFK920AM		MEASUREMENT REPORT (CERTIFICATION)		Approved by: Quality Manager
Test Report S/N: 1M2007130107-06.ZNF	Test Dates: 07/30/2020 - 09/03/2020	EUT Type: Portable Handset	Page 13 of 167	

## 7.2 26dB Bandwidth Measurement – 802.11a/n/ac

RSS-Gen [6.2]

### Test Overview and Limit

The bandwidth at 26dB down from the highest in-band spectral density is measured with a spectrum analyzer connected to the antenna terminal while the EUT is operating at its maximum duty cycle, at its maximum power control level, as defined in ANSI C63.10-2013 and KDB 789033 D02 v02r01, and at the appropriate frequencies. The spectrum analyzer's bandwidth measurement function is configured to measure the 26dB bandwidth.

***The 26dB bandwidth is used to determine the conducted power limits.***

### Test Procedure Used

ANSI C63.10-2013 – Section 12.4  
KDB 789033 D02 v02r01 – Section C

### Test Settings

1. The signal analyzers' automatic bandwidth measurement capability was used to perform the 26dB bandwidth measurement. The "X" dB bandwidth parameter was set to  $X = 26$ . The automatic bandwidth measurement function also has the capability of simultaneously measuring the 99% occupied bandwidth. The bandwidth measurement was not influenced by any intermediate power nulls in the fundamental emission.
2. RBW = approximately 1% of the emission bandwidth
3. VBW  $\geq 3 \times$  RBW
4. Detector = Peak
5. Trace mode = max hold

### Test Setup

The EUT and measurement equipment were set up as shown in the diagram below.



**Figure 7-1. Test Instrument & Measurement Setup**

### Test Notes

None.

FCC ID: ZNFK920AM	<b>PCTEST</b> Proud to be part of element	MEASUREMENT REPORT (CERTIFICATION)	LG	Approved by: Quality Manager
Test Report S/N: 1M2007130107-06.ZNF	Test Dates: 07/30/2020 - 09/03/2020	EUT Type: Portable Handset		Page 14 of 167

© 2020 PCTEST

V 9.0 02/01/2019

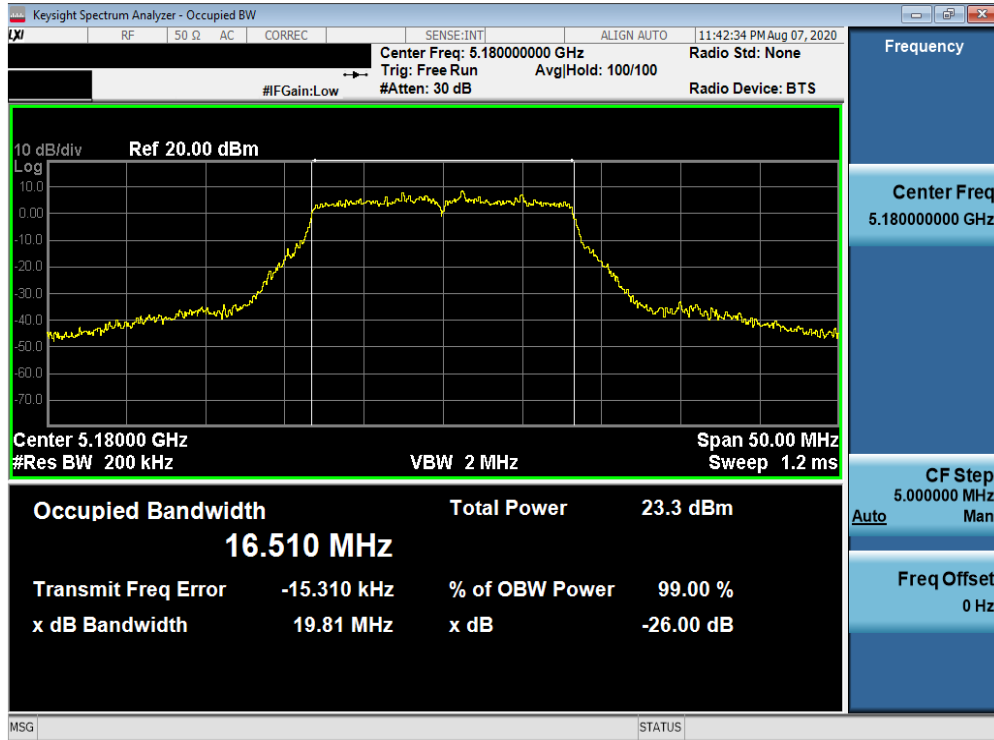
All rights reserved. Unless otherwise specified, no part of this report may be reproduced or utilized in any part, form or by any means, electronic or mechanical, including photocopying and microfilm, without permission in writing from PCTEST. If you have any questions about this international copyright or have an enquiry about obtaining additional rights to this report or assembly of contents thereof, please contact [INFO@PCTEST.COM](mailto:INFO@PCTEST.COM).

## SISO Antenna-1 26 dB Bandwidth Measurements

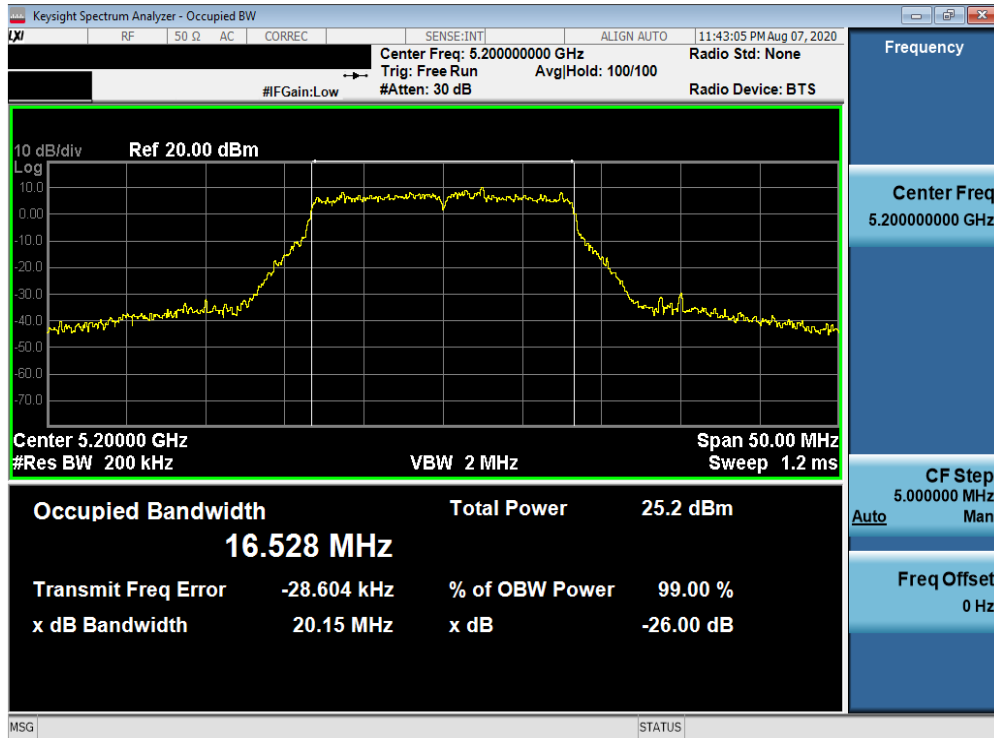
	Frequency [MHz]	Channel No.	802.11 Mode	Data Rate [Mbps]	Measured 26dB Bandwidth [MHz]
Band 1	5180	36	a	6	19.81
	5200	40	a	6	20.15
	5240	48	a	6	20.21
	5180	36	n (20MHz)	6.5/7.2 (MCS0)	20.45
	5200	40	n (20MHz)	6.5/7.2 (MCS0)	20.58
	5240	48	n (20MHz)	6.5/7.2 (MCS0)	20.65
	5190	38	n (40MHz)	13.5/15 (MCS0)	41.31
	5230	46	n (40MHz)	13.5/15 (MCS0)	41.09
	5210	42	ac (80MHz)	29.3/32.5 (MCS0)	83.60
Band 2A	5260	52	a	6	19.88
	5280	56	a	6	20.04
	5320	64	a	6	20.19
	5260	52	n (20MHz)	6.5/7.2 (MCS0)	20.70
	5280	56	n (20MHz)	6.5/7.2 (MCS0)	20.91
	5320	64	n (20MHz)	6.5/7.2 (MCS0)	20.31
	5270	54	n (40MHz)	13.5/15 (MCS0)	41.49
	5310	62	n (40MHz)	13.5/15 (MCS0)	41.49
	5290	58	ac (80MHz)	29.3/32.5 (MCS0)	83.72
Band 2C	5500	100	a	6	19.86
	5600	120	a	6	20.04
	5720	144	a	6	19.97
	5500	100	n (20MHz)	6.5/7.2 (MCS0)	20.70
	5600	120	n (20MHz)	6.5/7.2 (MCS0)	20.20
	5720	144	n (20MHz)	6.5/7.2 (MCS0)	20.80
	5510	102	n (40MHz)	13.5/15 (MCS0)	41.37
	5590	118	n (40MHz)	13.5/15 (MCS0)	41.37
	5710	142	n (40MHz)	13.5/15 (MCS0)	40.81
	5530	106	ac (80MHz)	29.3/32.5 (MCS0)	83.89
	5610	122	ac (80MHz)	29.3/32.5 (MCS0)	83.41
	5690	138	ac (80MHz)	29.3/32.5 (MCS0)	84.43

**Table 7-2. Conducted Bandwidth Measurements SISO ANT1**

FCC ID: ZNFK920AM		MEASUREMENT REPORT (CERTIFICATION)		Approved by: Quality Manager
Test Report S/N: 1M2007130107-06.ZNF	Test Dates: 07/30/2020 - 09/03/2020	EUT Type: Portable Handset		Page 15 of 167



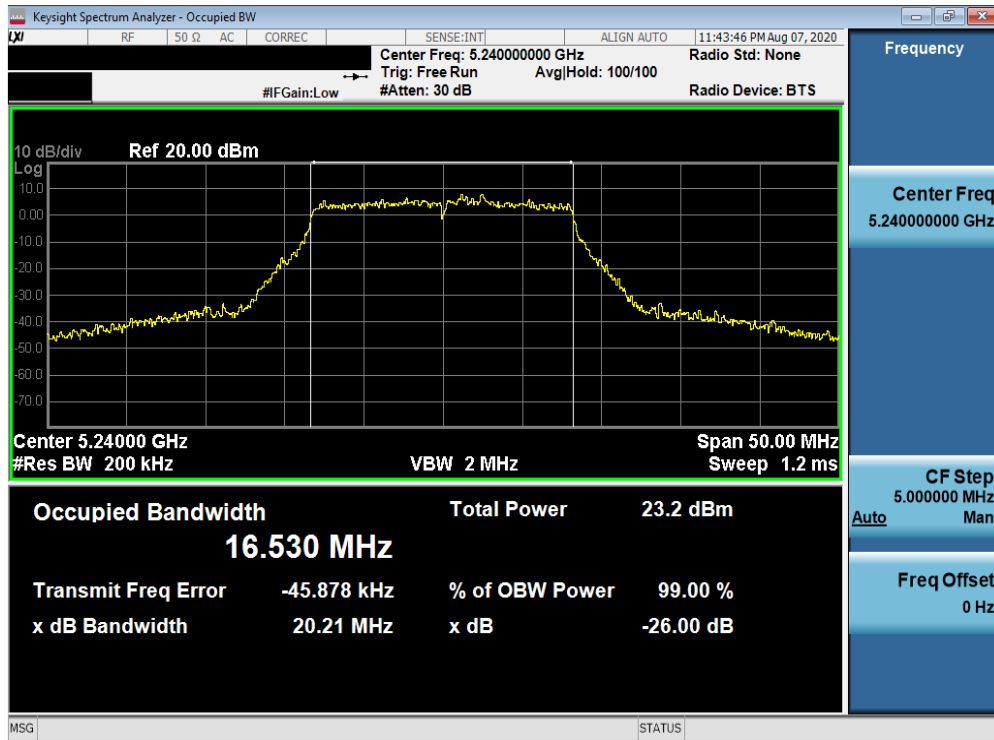
Plot 7-1. 26dB Bandwidth Plot SISO ANT1 (802.11a (UNII Band 1) – Ch. 36)



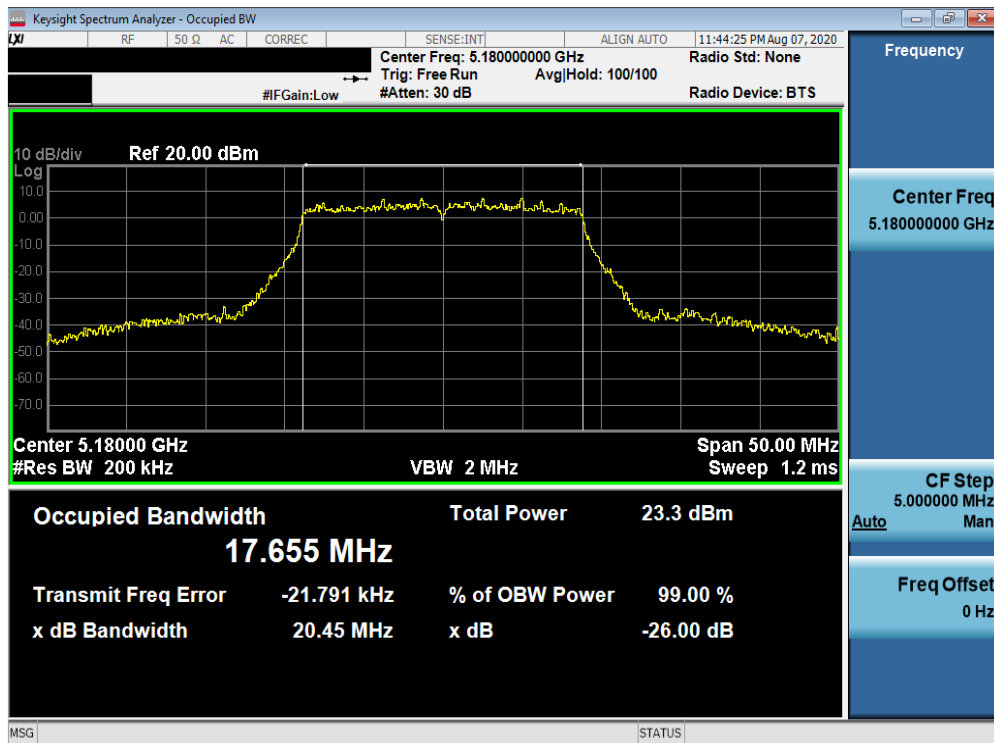
Plot 7-2. 26dB Bandwidth Plot SISO ANT1 (802.11a (UNII Band 1) – Ch. 40)

FCC ID: ZNFK920AM	<b>PCTEST</b> Proud to be part of element	MEASUREMENT REPORT (CERTIFICATION)	<b>LG</b>	Approved by: Quality Manager
Test Report S/N: 1M2007130107-06.ZNF	Test Dates: 07/30/2020 - 09/03/2020	EUT Type: Portable Handset		Page 16 of 167



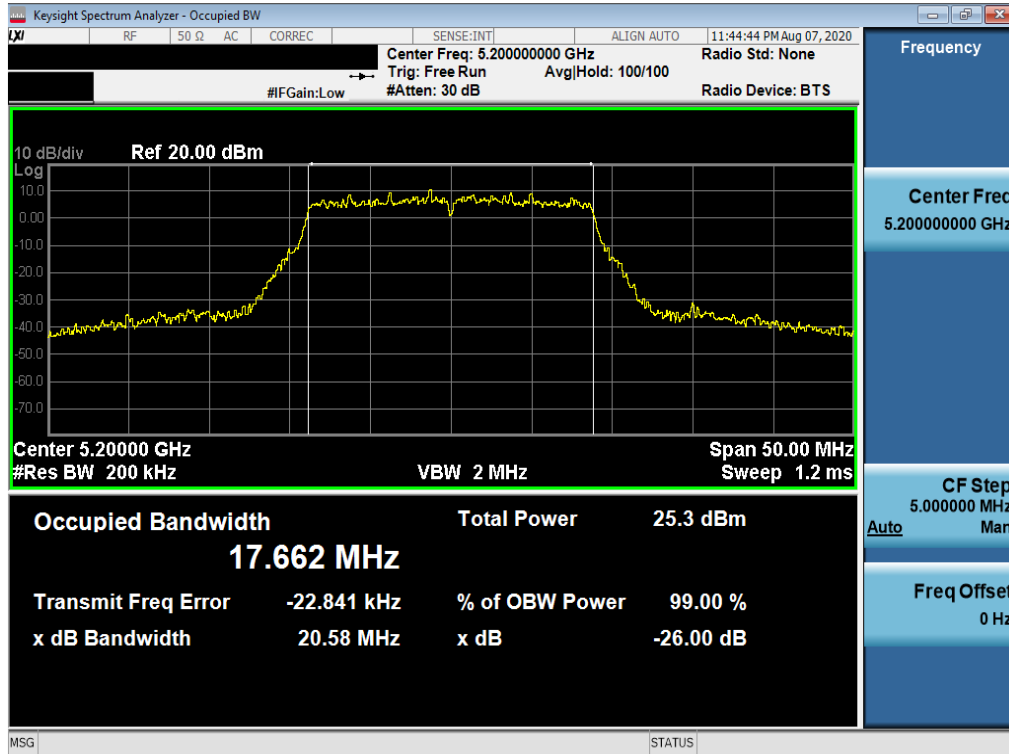


Plot 7-3. 26dB Bandwidth Plot SISO ANT1 (802.11a (UNII Band 1) – Ch. 48)

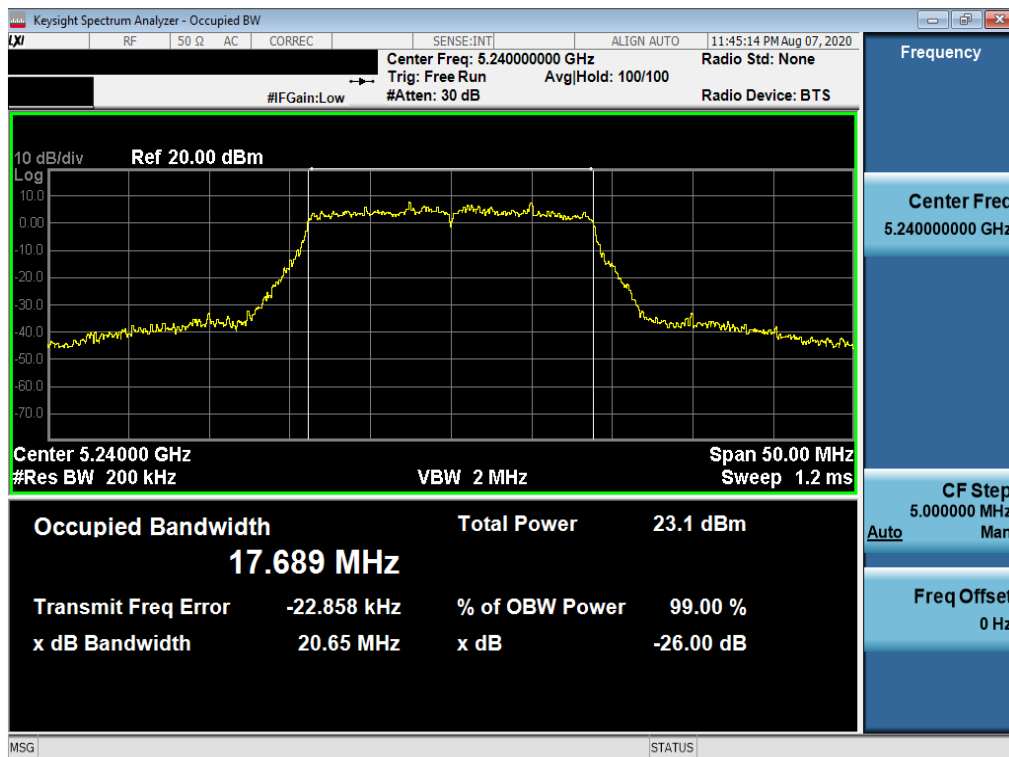


Plot 7-4. 26dB Bandwidth Plot SISO ANT1 (20MHz BW 802.11n (UNII Band 1) – Ch. 36)

FCC ID: ZNFK920AM	<b>PCTEST</b> Proud to be part of element	MEASUREMENT REPORT (CERTIFICATION)	<b>LG</b>	Approved by: Quality Manager
Test Report S/N: 1M2007130107-06.ZNF	Test Dates: 07/30/2020 - 09/03/2020	EUT Type: Portable Handset		Page 17 of 167

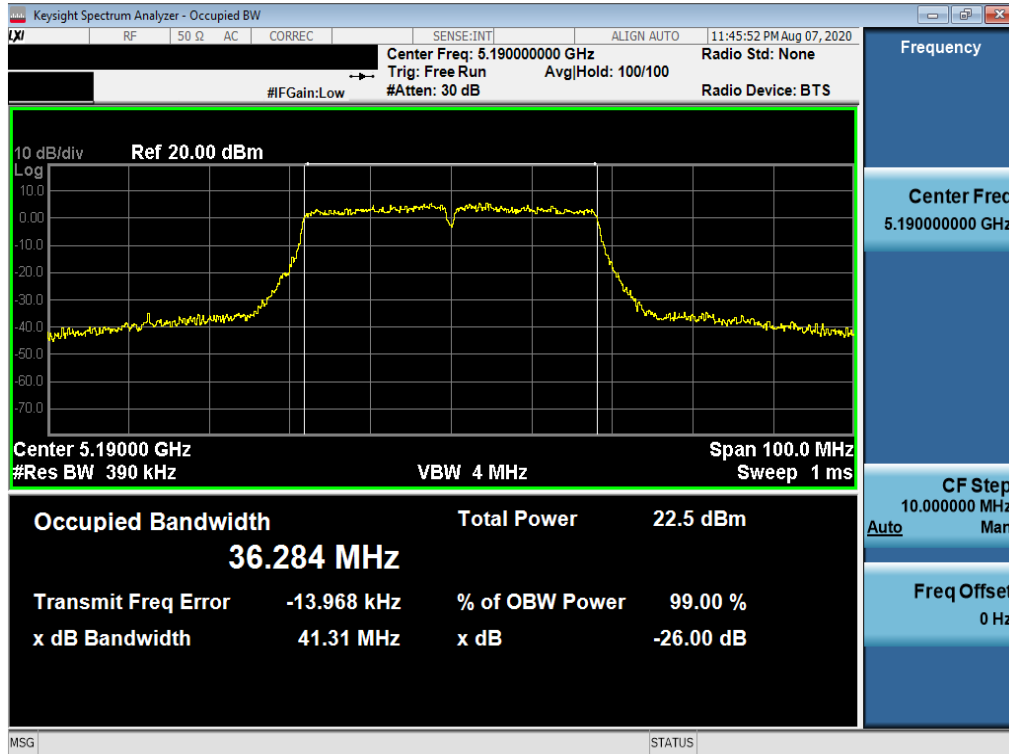


Plot 7-5. 26dB Bandwidth Plot SISO ANT1 (20MHz BW 802.11n (UNII Band 1) – Ch. 40)

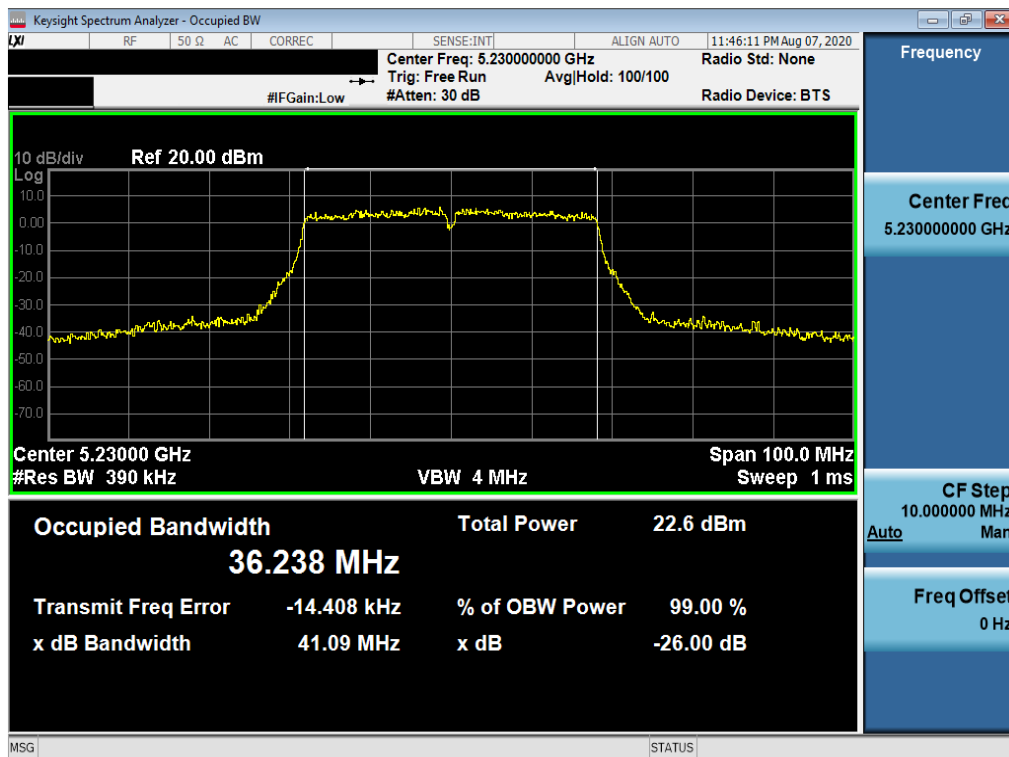


Plot 7-6. 26dB Bandwidth Plot SISO ANT1 (20MHz BW 802.11n (UNII Band 1) – Ch. 48)

FCC ID: ZNFK920AM	<b>PCTEST</b> Proud to be part of element	MEASUREMENT REPORT (CERTIFICATION)	<b>LG</b>	Approved by: Quality Manager
Test Report S/N: 1M2007130107-06.ZNF	Test Dates: 07/30/2020 - 09/03/2020	EUT Type: Portable Handset		Page 18 of 167

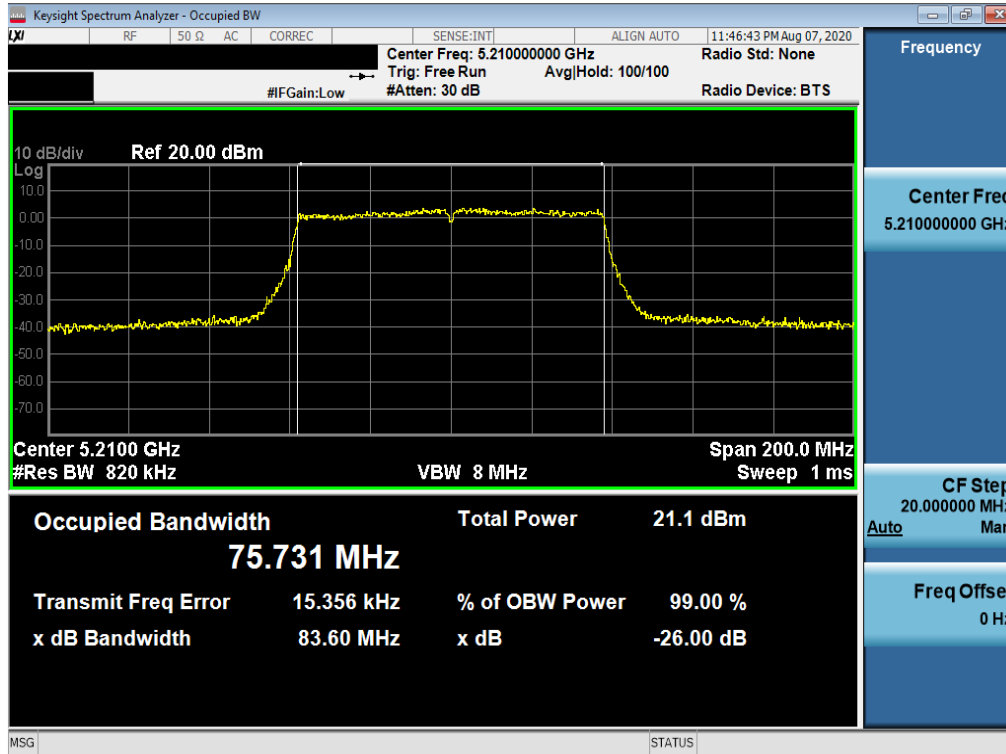


Plot 7-7. 26dB Bandwidth Plot SISO ANT1 (40MHz BW 802.11n (UNII Band 1) – Ch. 38)

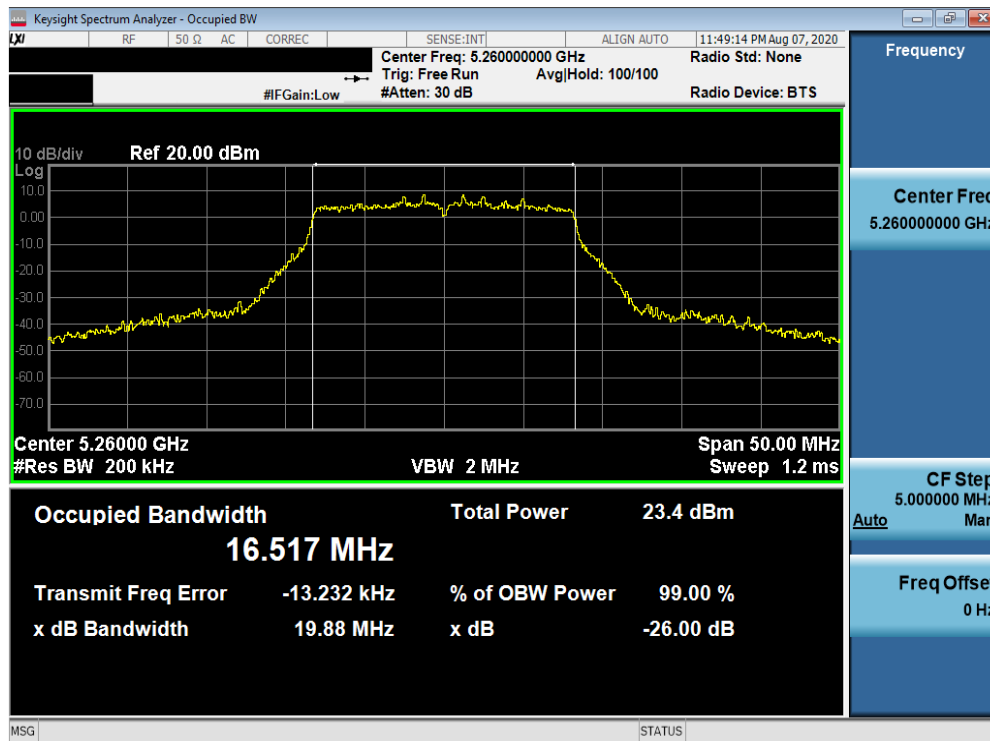


Plot 7-8. 26dB Bandwidth Plot SISO ANT1 (40MHz BW 802.11n (UNII Band 1) – Ch. 46)

FCC ID: ZNFK920AM	<b>PCTEST</b> Proud to be part of element	MEASUREMENT REPORT (CERTIFICATION)	<b>LG</b>	Approved by: Quality Manager
Test Report S/N: 1M2007130107-06.ZNF	Test Dates: 07/30/2020 - 09/03/2020	EUT Type: Portable Handset		Page 19 of 167

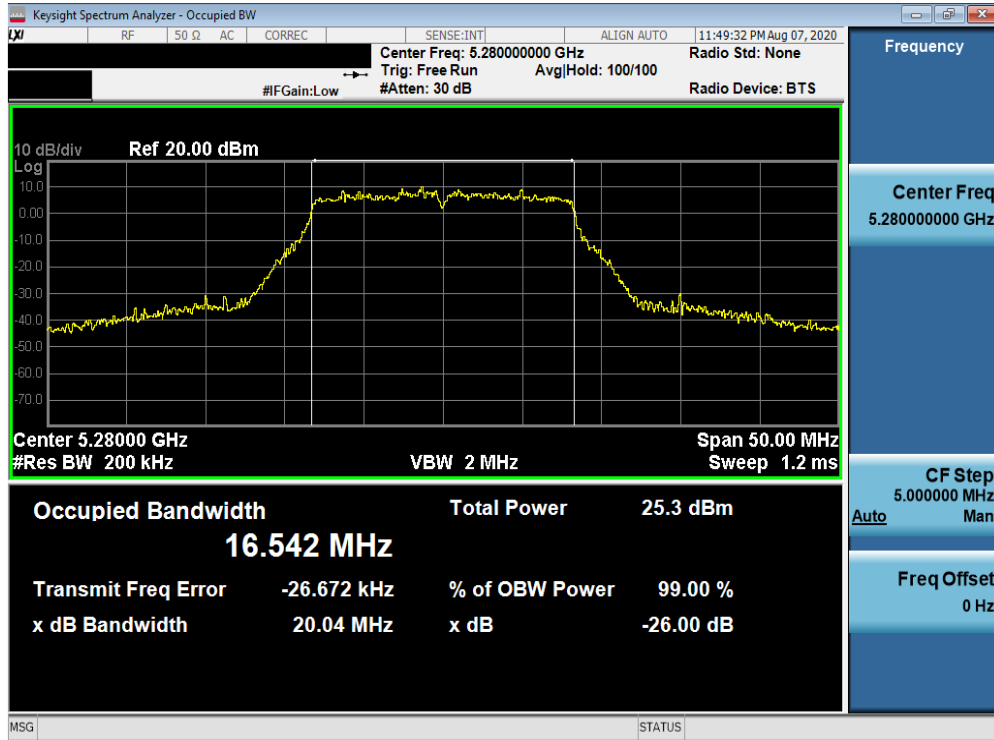


Plot 7-9. 26dB Bandwidth Plot SISO ANT1 (80MHz BW 802.11ac (UNII Band 1) – Ch. 42)

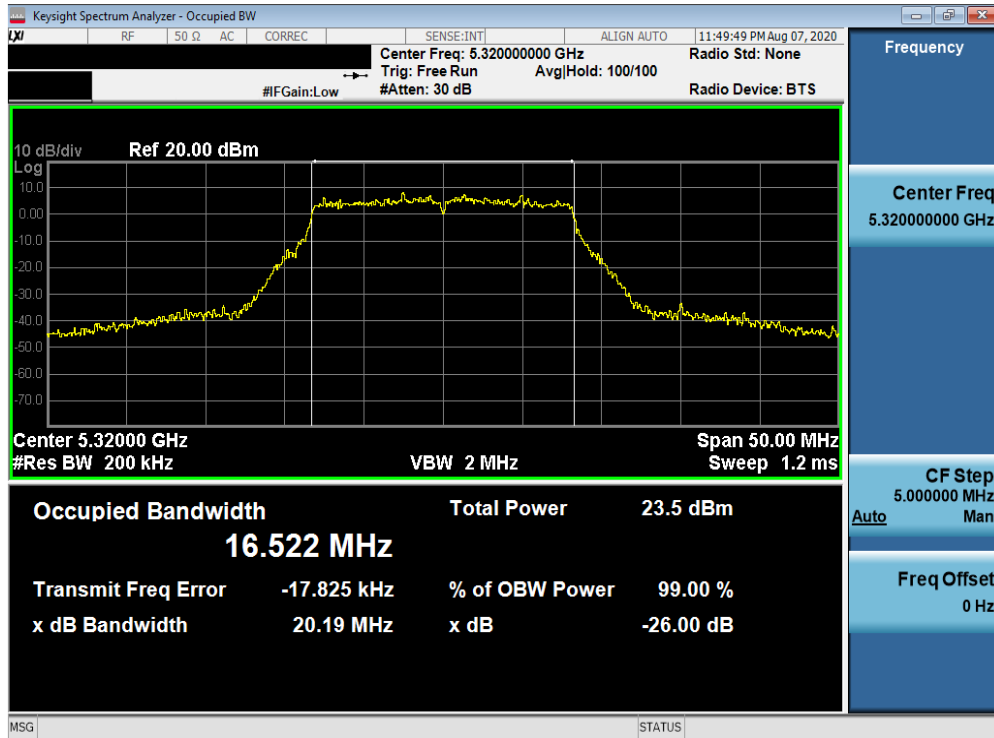


Plot 7-10. 26dB Bandwidth Plot SISO ANT1 (802.11a (UNII Band 2A) – Ch. 52)

FCC ID: ZNFK920AM	<b>PCTEST</b> Proud to be part of element	MEASUREMENT REPORT (CERTIFICATION)	<b>LG</b>	Approved by: Quality Manager
Test Report S/N: 1M2007130107-06.ZNF	Test Dates: 07/30/2020 - 09/03/2020	EUT Type: Portable Handset		Page 20 of 167

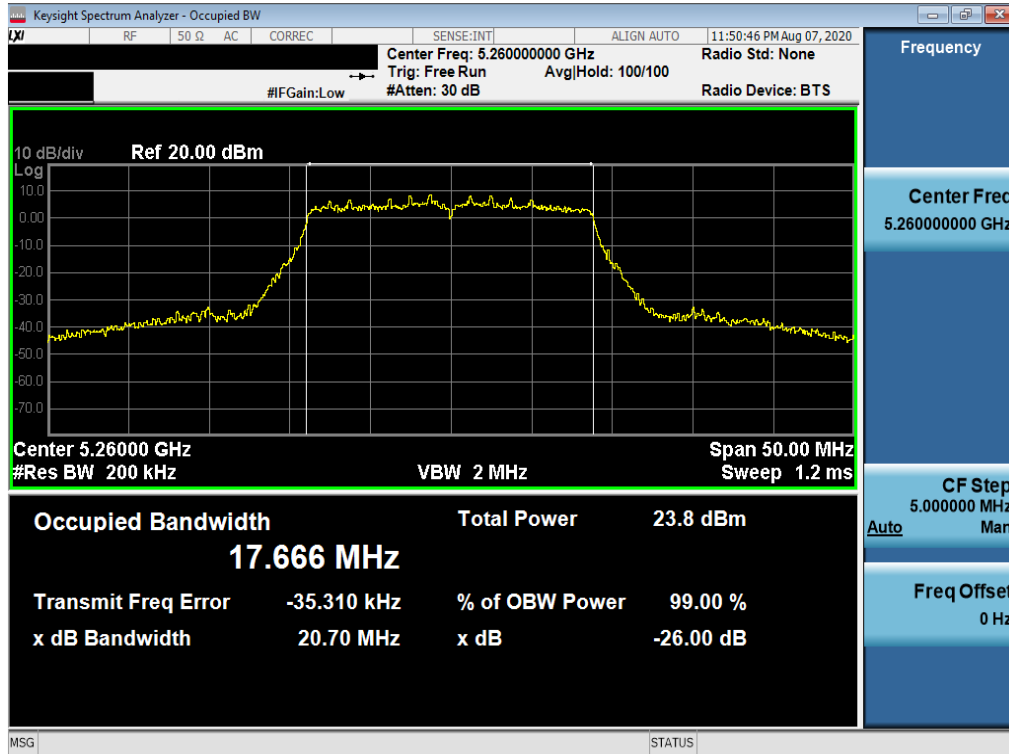


Plot 7-11. 26dB Bandwidth Plot SISO ANT1 (802.11a (UNII Band 2A) – Ch. 56)

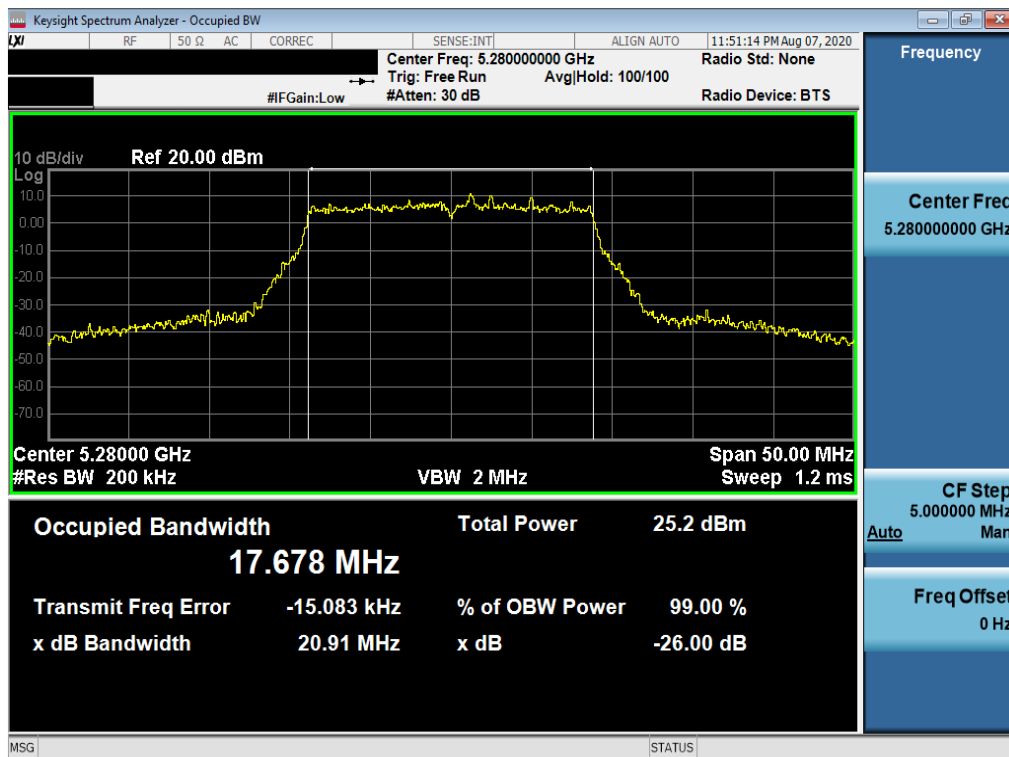


Plot 7-12. 26dB Bandwidth Plot SISO ANT1 (802.11a (UNII Band 2A) – Ch. 64)

FCC ID: ZNFK920AM	<b>PCTEST</b> Proud to be part of element	MEASUREMENT REPORT (CERTIFICATION)	<b>LG</b>	Approved by: Quality Manager
Test Report S/N: 1M2007130107-06.ZNF	Test Dates: 07/30/2020 - 09/03/2020	EUT Type: Portable Handset		Page 21 of 167

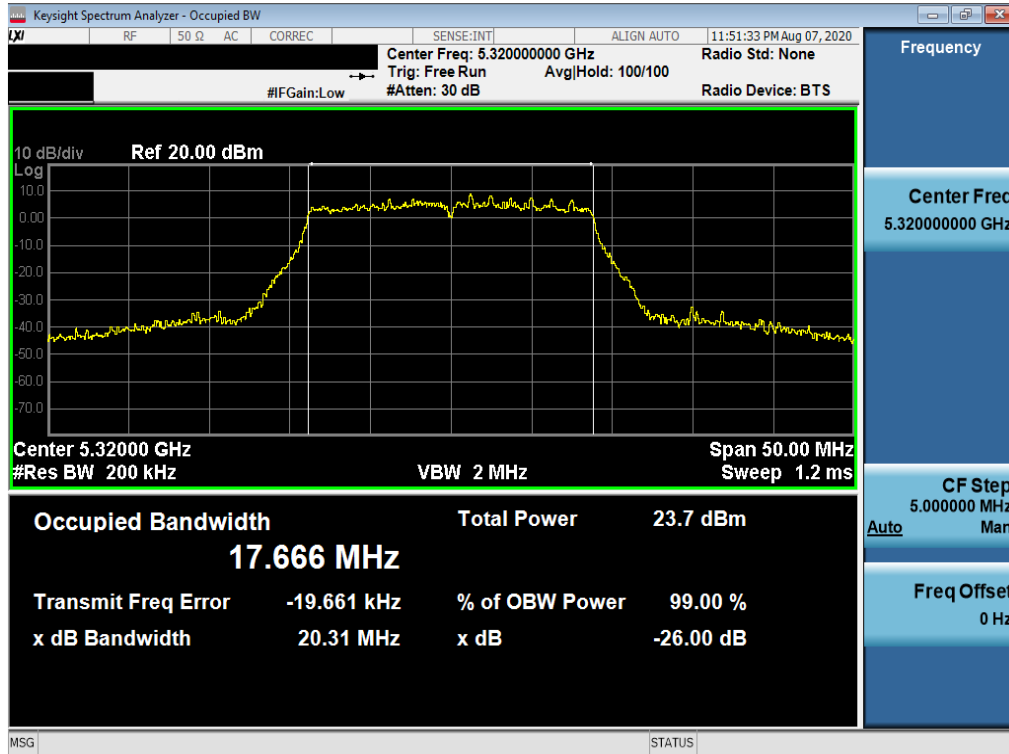


Plot 7-13. 26dB Bandwidth Plot SISO ANT1 (20MHz BW 802.11n (UNII Band 2A) – Ch. 36)

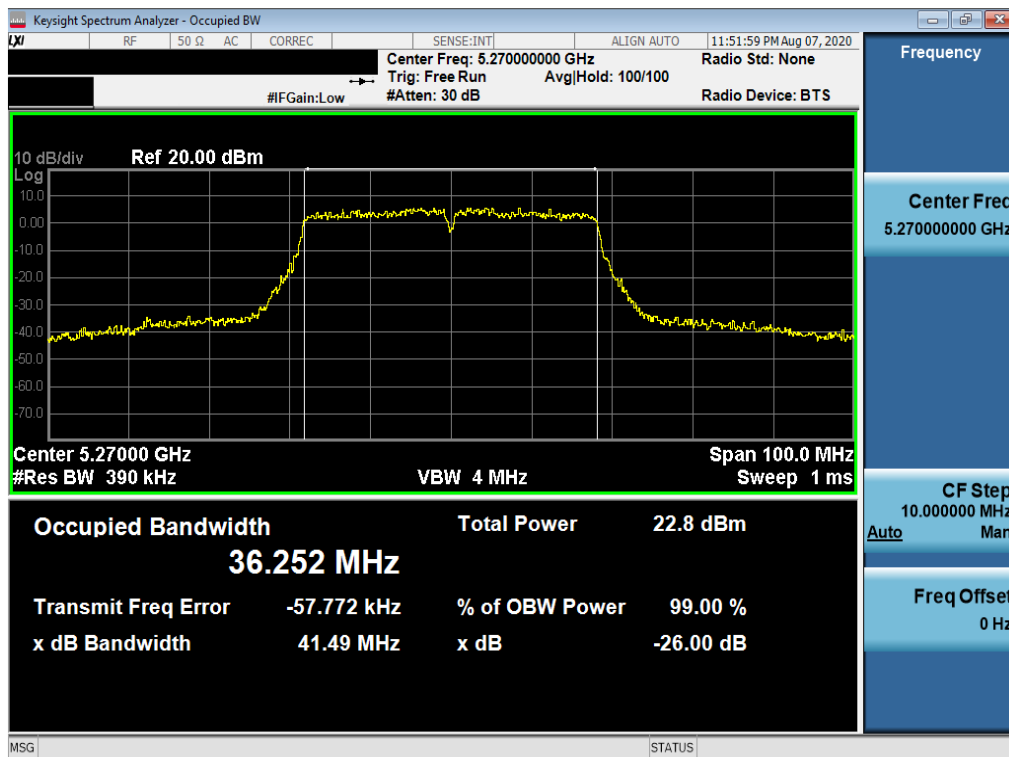


Plot 7-14. 26dB Bandwidth Plot SISO ANT1 (20MHz BW 802.11n (UNII Band 2A) – Ch. 40)

FCC ID: ZNFK920AM	<b>PCTEST</b> Proud to be part of element	MEASUREMENT REPORT (CERTIFICATION)		Approved by: Quality Manager
Test Report S/N: 1M2007130107-06.ZNF	Test Dates: 07/30/2020 - 09/03/2020	EUT Type: Portable Handset		Page 22 of 167

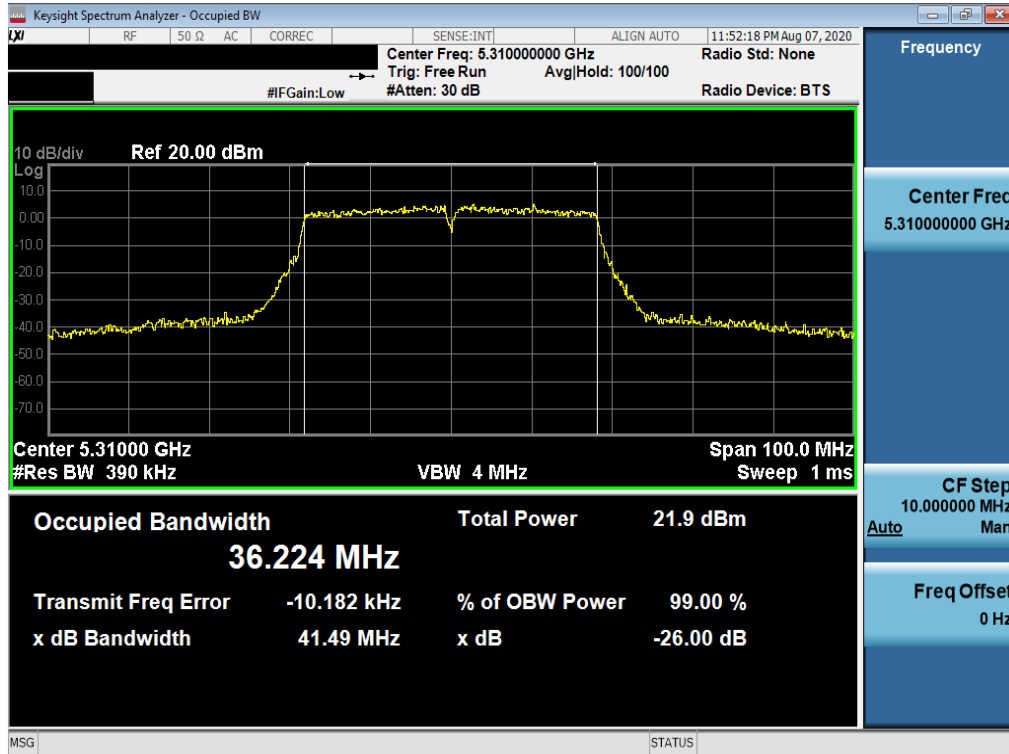


Plot 7-15. 26dB Bandwidth Plot SISO ANT1 (20MHz BW 802.11n (UNII Band 2A) – Ch. 48)

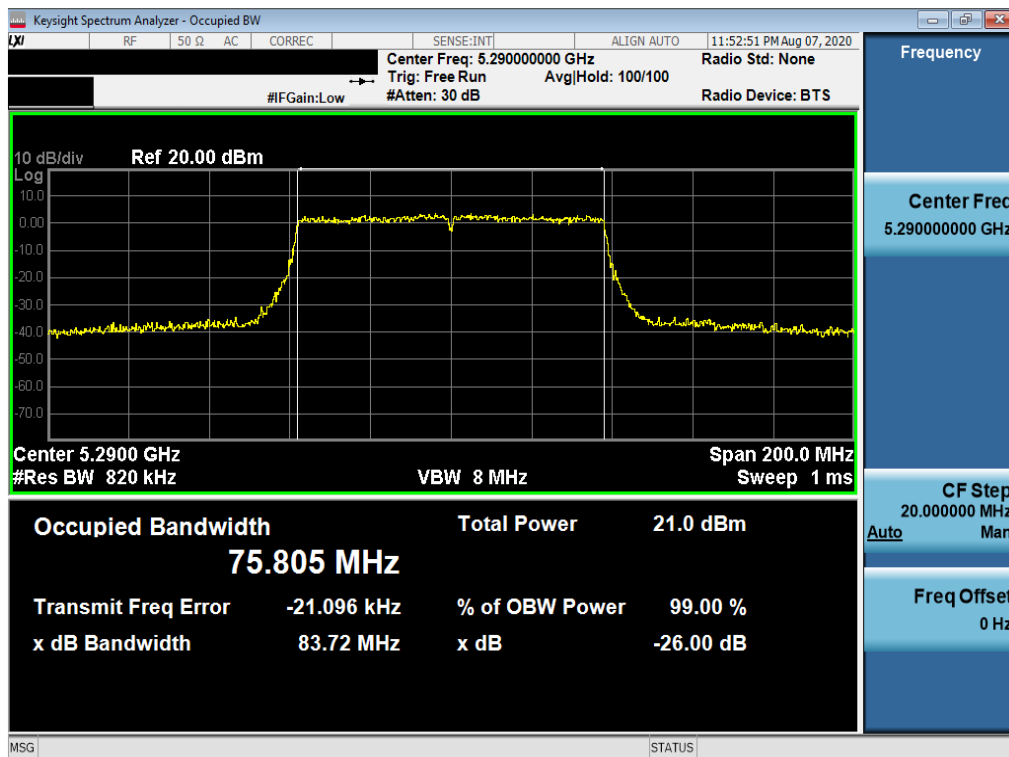


Plot 7-16. 26dB Bandwidth Plot SISO ANT1 (40MHz BW 802.11n (UNII Band 2A) – Ch. 38)

FCC ID: ZNFK920AM	<b>PCTEST</b> Proud to be part of element	MEASUREMENT REPORT (CERTIFICATION)	<b>LG</b>	Approved by: Quality Manager
Test Report S/N: 1M2007130107-06.ZNF	Test Dates: 07/30/2020 - 09/03/2020	EUT Type: Portable Handset		Page 23 of 167



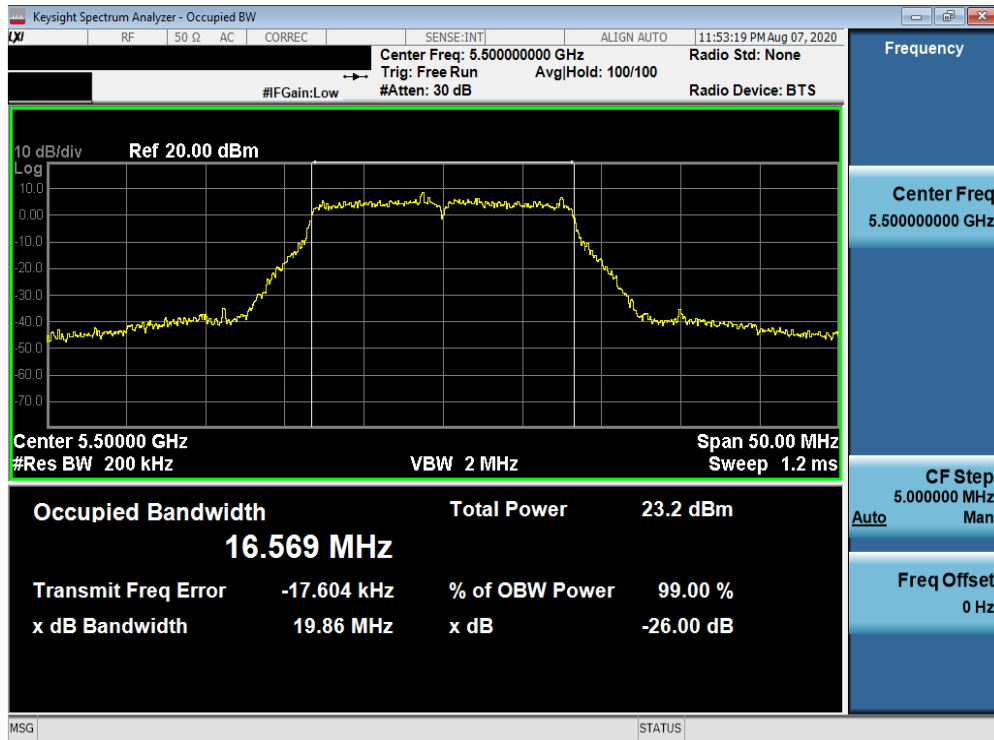
Plot 7-17. 26dB Bandwidth Plot SISO ANT1 (40MHz BW 802.11n (UNII Band 2A) – Ch. 46)



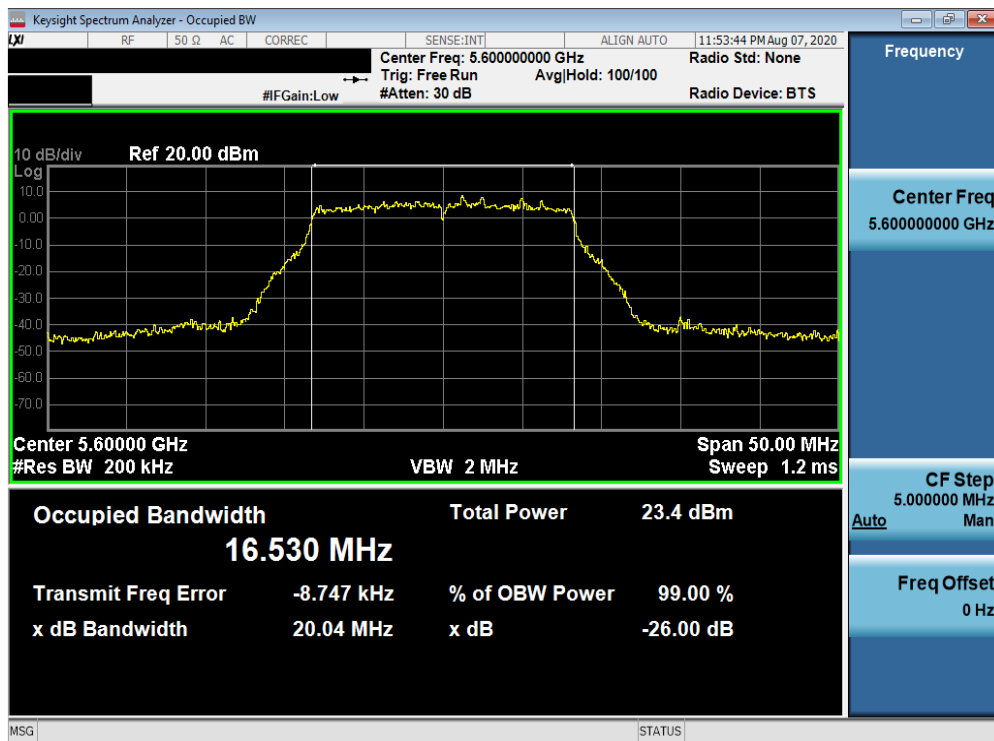
Plot 7-18. 26dB Bandwidth Plot SISO ANT1 (80MHz BW 802.11ac (UNII Band 2A) – Ch. 42)

FCC ID: ZNFK920AM	<b>PCTEST</b> Proud to be part of element	MEASUREMENT REPORT (CERTIFICATION)	<b>LG</b>	Approved by: Quality Manager
Test Report S/N: 1M2007130107-06.ZNF	Test Dates: 07/30/2020 - 09/03/2020	EUT Type: Portable Handset		Page 24 of 167



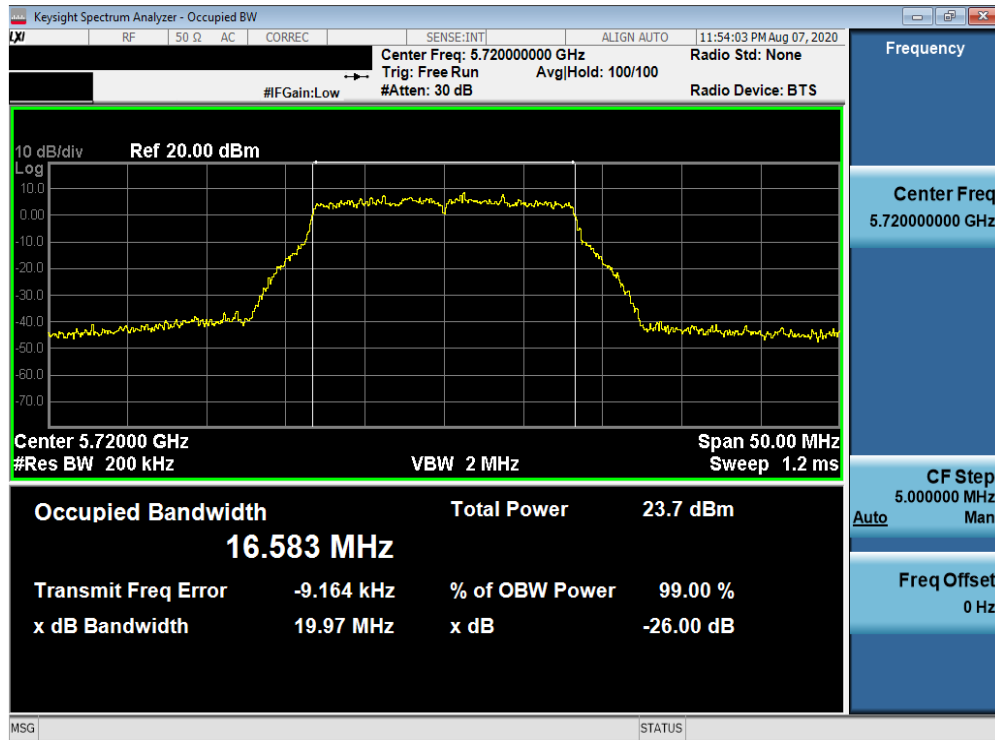


Plot 7-19. 26dB Bandwidth Plot SISO ANT1 (802.11a (UNII Band 2C) – Ch. 100)

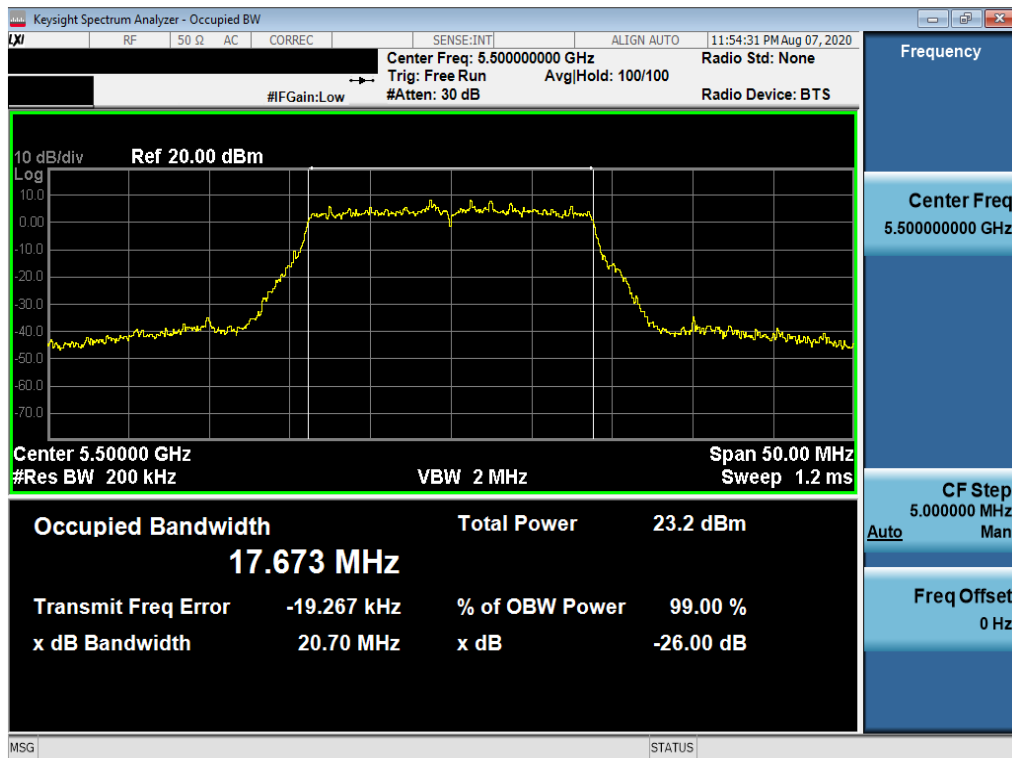


Plot 7-20. 26dB Bandwidth Plot SISO ANT1 (802.11a (UNII Band 2C) – Ch. 116)

FCC ID: ZNFK920AM	<b>PCTEST</b> Proud to be part of element	MEASUREMENT REPORT (CERTIFICATION)	<b>LG</b>	Approved by: Quality Manager
Test Report S/N: 1M2007130107-06.ZNF	Test Dates: 07/30/2020 - 09/03/2020	EUT Type: Portable Handset		Page 25 of 167

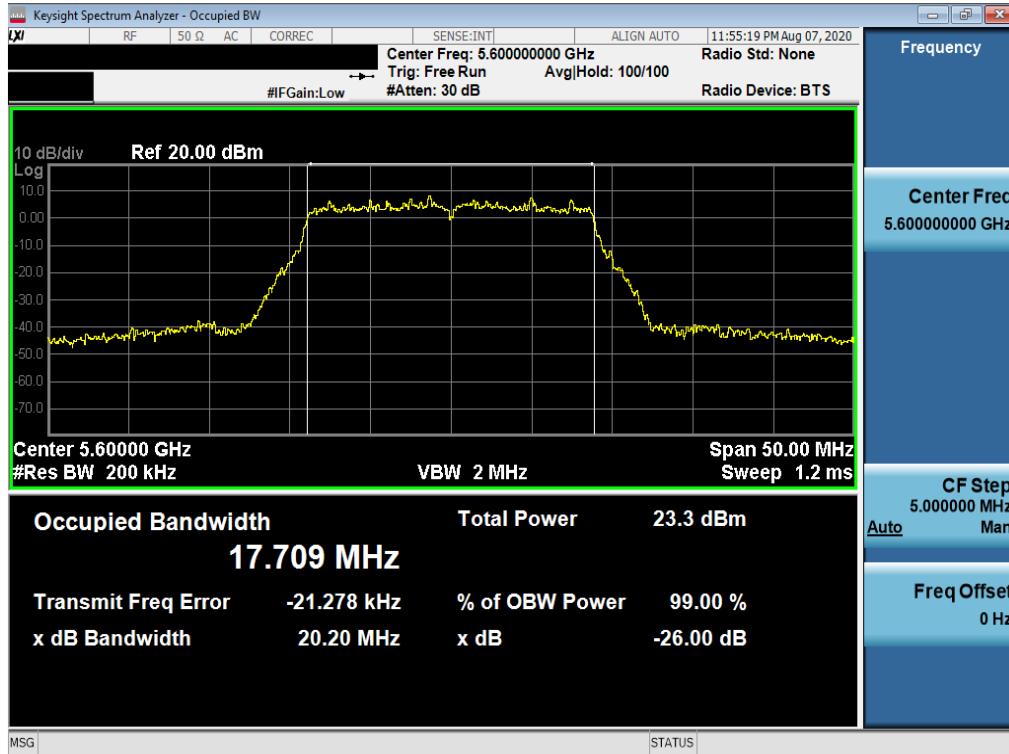


Plot 7-21. 26dB Bandwidth Plot SISO ANT1 (802.11a (UNII Band 2C) – Ch. 140)

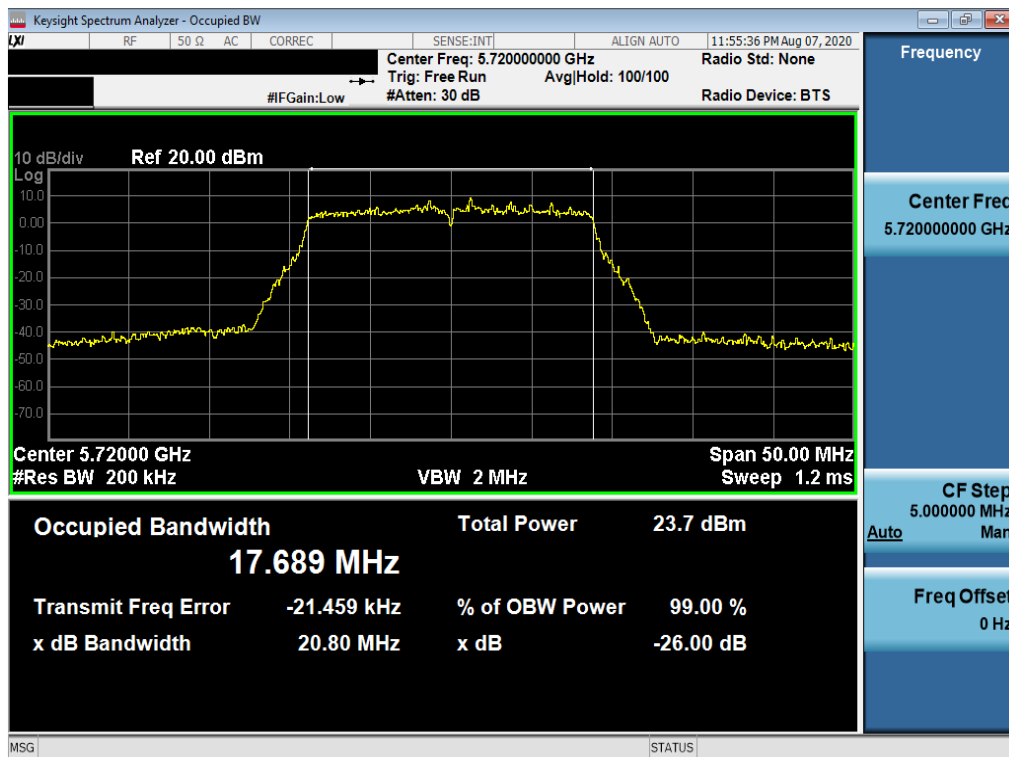


Plot 7-22. 26dB Bandwidth Plot SISO ANT1 (20MHz BW 802.11n (UNII Band 2C) – Ch. 100)

FCC ID: ZNFK920AM	<b>PCTEST</b> Proud to be part of element	MEASUREMENT REPORT (CERTIFICATION)	<b>LG</b>	Approved by: Quality Manager
Test Report S/N: 1M2007130107-06.ZNF	Test Dates: 07/30/2020 - 09/03/2020	EUT Type: Portable Handset		Page 26 of 167

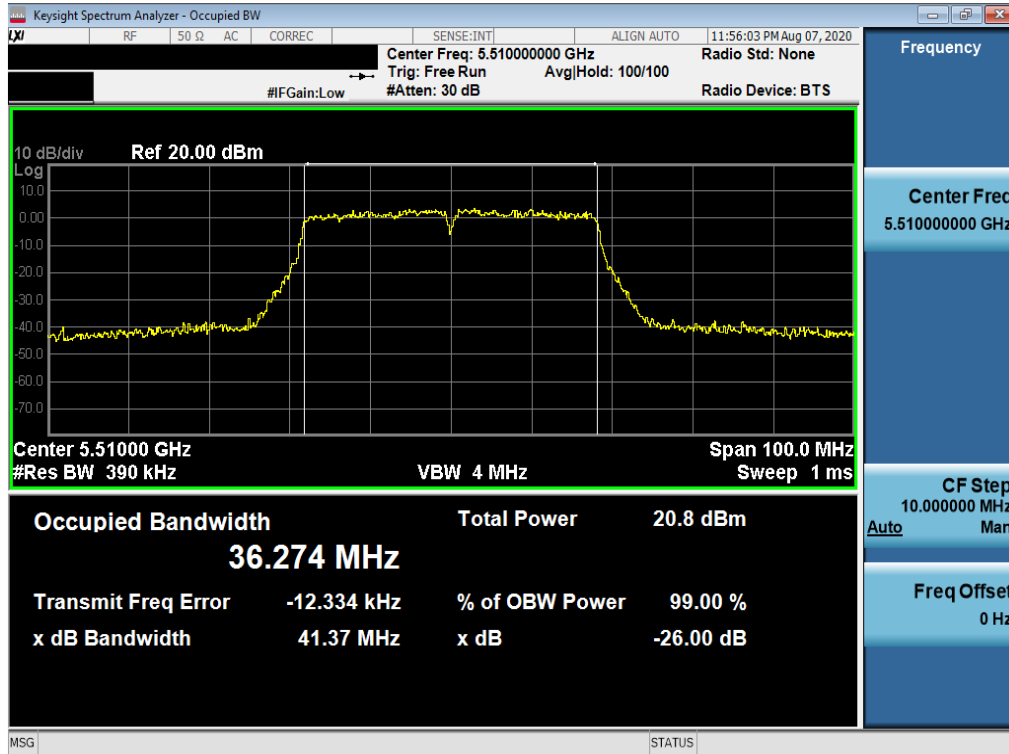


Plot 7-23. 26dB Bandwidth Plot SISO ANT1 (20MHz BW 802.11n (UNII Band 2C) – Ch. 120)

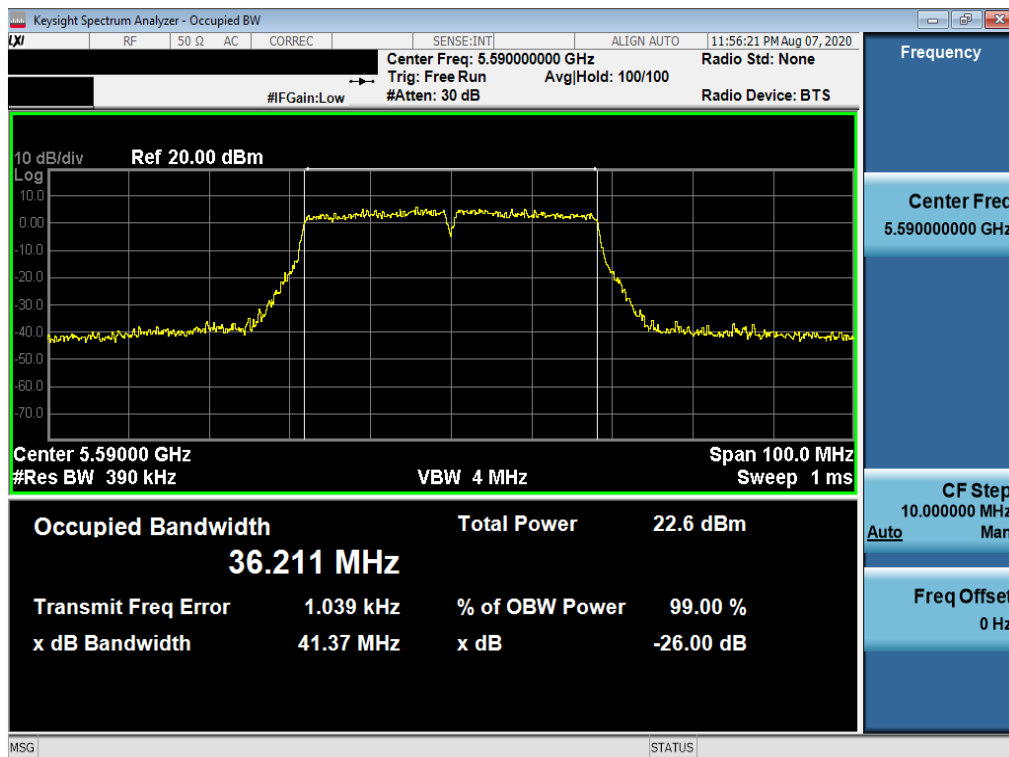


Plot 7-24. 26dB Bandwidth Plot SISO ANT1 (20MHz BW 802.11n (UNII Band 2C) – Ch. 140)

FCC ID: ZNFK920AM	<b>PCTEST</b> Proud to be part of element	MEASUREMENT REPORT (CERTIFICATION)	<b>LG</b>	Approved by: Quality Manager
Test Report S/N: 1M2007130107-06.ZNF	Test Dates: 07/30/2020 - 09/03/2020	EUT Type: Portable Handset		Page 27 of 167

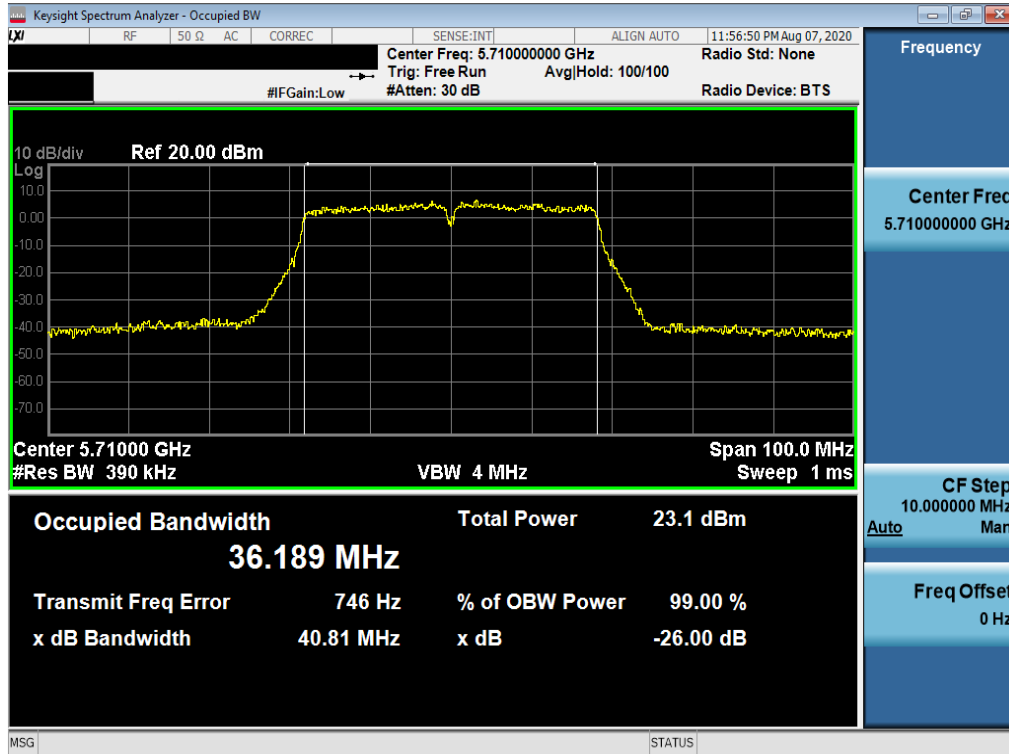


Plot 7-25. 26dB Bandwidth Plot SISO ANT1 (40MHz BW 802.11n (UNII Band 2C) – Ch. 102)

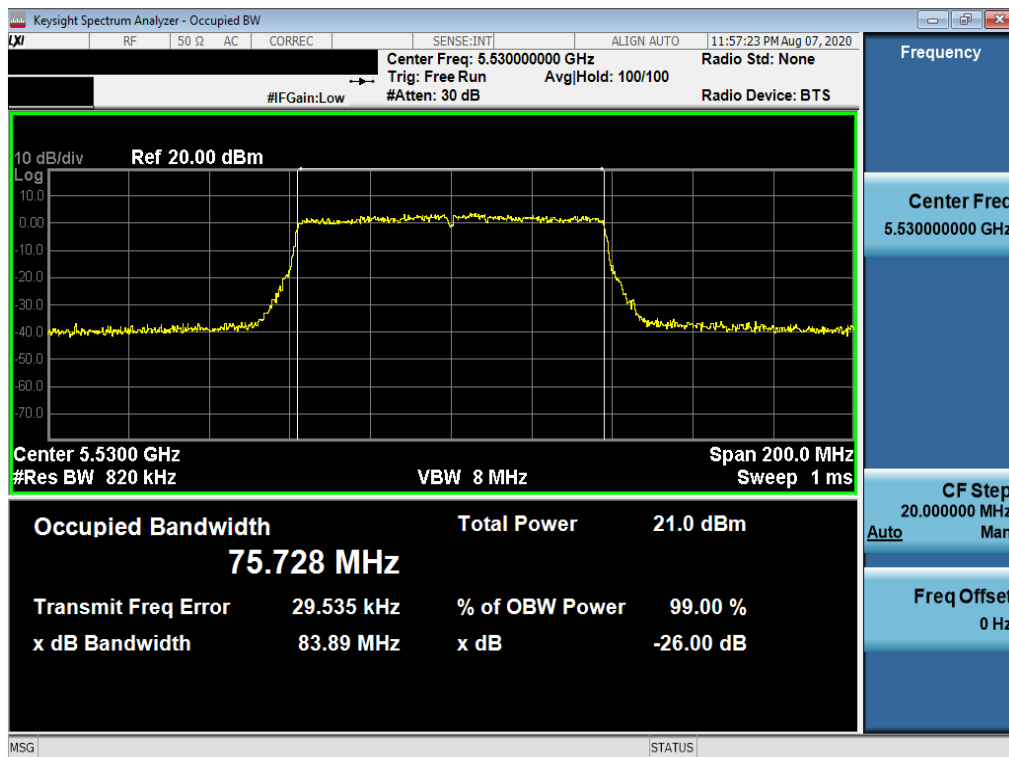


Plot 7-26. 26dB Bandwidth Plot SISO ANT1 (40MHz BW 802.11n (UNII Band 2C) – Ch. 118)

FCC ID: ZNFK920AM	<b>PCTEST</b> Proud to be part of element	MEASUREMENT REPORT (CERTIFICATION)	<b>LG</b>	Approved by: Quality Manager
Test Report S/N: 1M2007130107-06.ZNF	Test Dates: 07/30/2020 - 09/03/2020	EUT Type: Portable Handset		Page 28 of 167

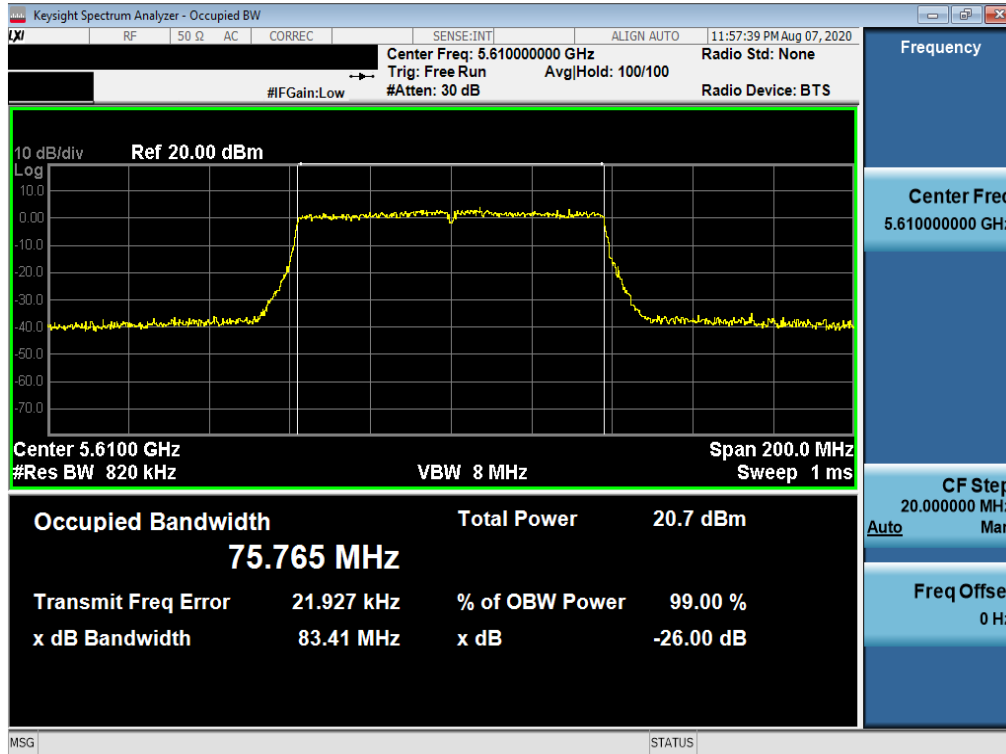


Plot 7-27. 26dB Bandwidth Plot SISO ANT1 (40MHz BW 802.11n (UNII Band 2C) – Ch. 142)

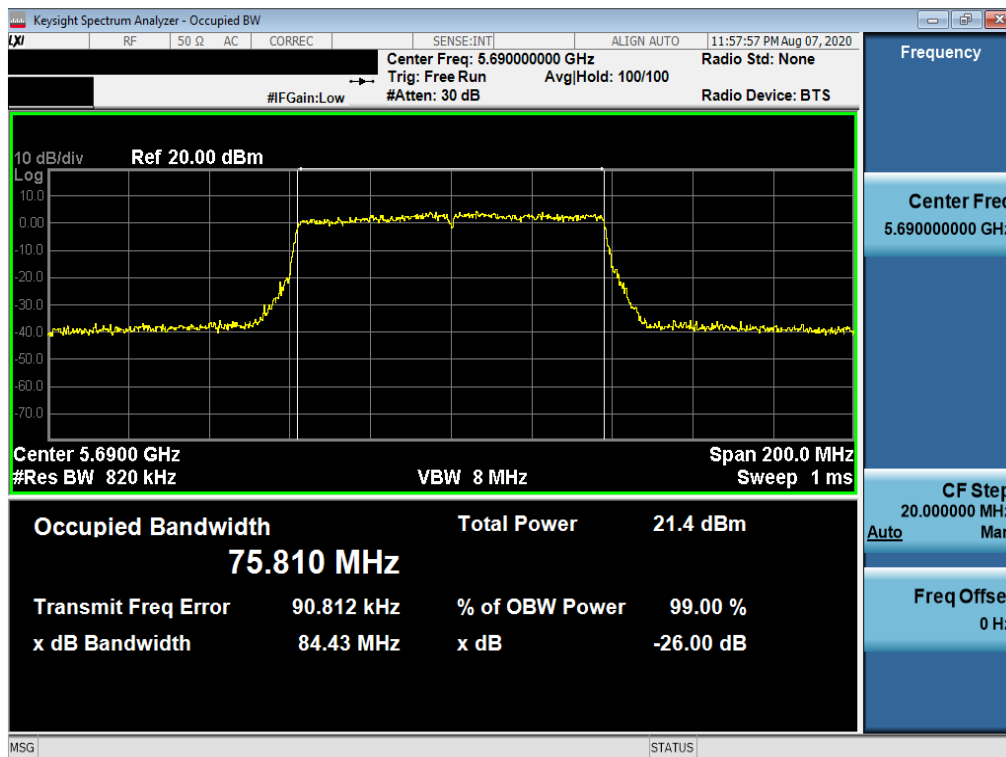


Plot 7-28. 26dB Bandwidth Plot SISO ANT1 (80MHz BW 802.11ac (UNII Band 2C) – Ch. 106)

FCC ID: ZNFK920AM	<b>PCTEST</b> Proud to be part of element	MEASUREMENT REPORT (CERTIFICATION)	<b>LG</b>	Approved by: Quality Manager
Test Report S/N: 1M2007130107-06.ZNF	Test Dates: 07/30/2020 - 09/03/2020	EUT Type: Portable Handset		Page 29 of 167



Plot 7-29. 26dB Bandwidth Plot SISO ANT1 (80MHz BW 802.11ac (UNII Band 2C) – Ch. 122)



Plot 7-30. 26dB Bandwidth Plot SISO ANT1 (80MHz BW 802.11ac (UNII Band 2C) – Ch. 138)

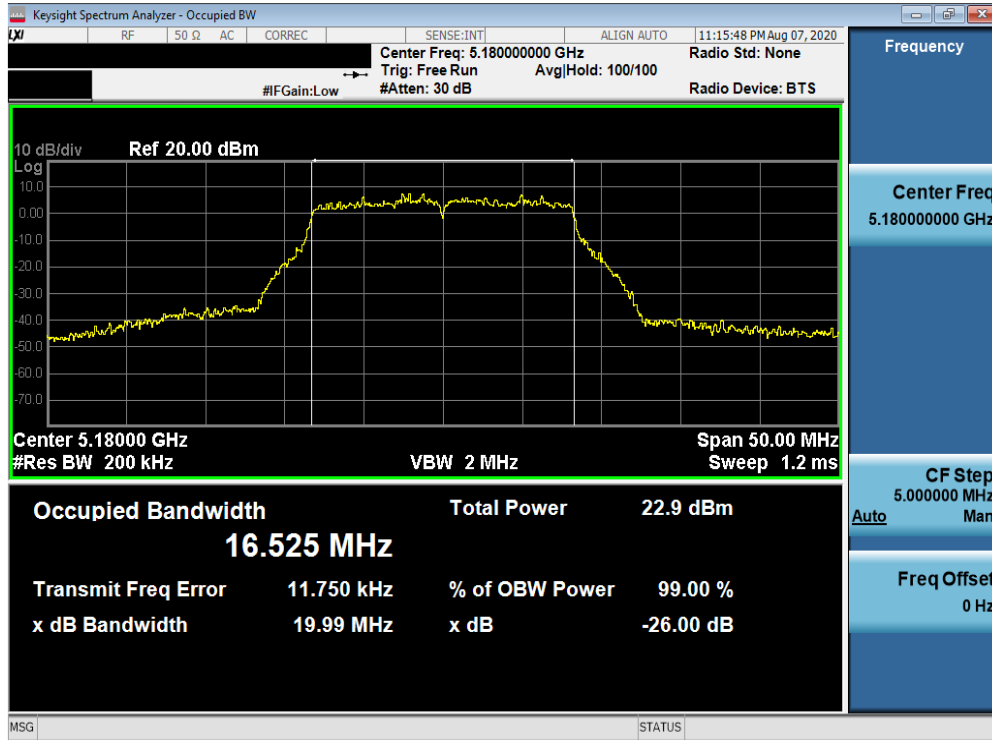
FCC ID: ZNFK920AM	<b>PCTEST</b> Proud to be part of element	MEASUREMENT REPORT (CERTIFICATION)	<b>LG</b>	Approved by: Quality Manager
Test Report S/N: 1M2007130107-06.ZNF	Test Dates: 07/30/2020 - 09/03/2020	EUT Type: Portable Handset		Page 30 of 167

## SISO Antenna-2 26dB Bandwidth Measurements

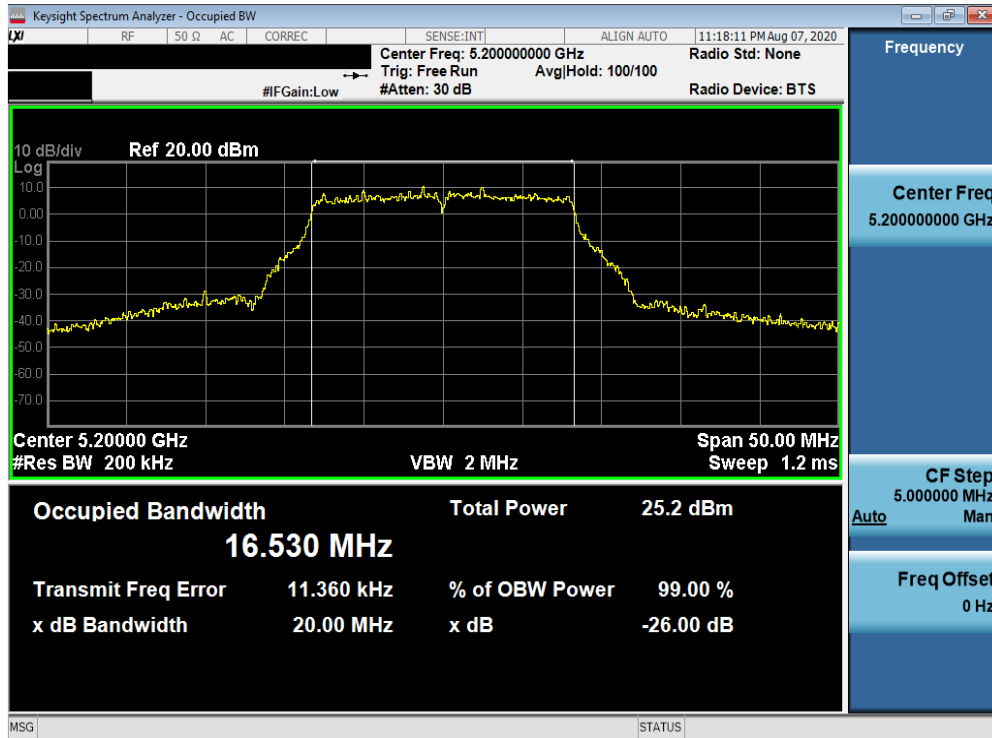
	Frequency [MHz]	Channel No.	802.11 Mode	Data Rate [Mbps]	Measured 26dB Bandwidth [MHz]
Band 1	5180	36	a	6	19.99
	5200	40	a	6	20.00
	5240	48	a	6	20.82
	5180	36	n (20MHz)	6.5/7.2 (MCS0)	20.51
	5200	40	n (20MHz)	6.5/7.2 (MCS0)	21.03
	5240	48	n (20MHz)	6.5/7.2 (MCS0)	20.44
	5190	38	n (40MHz)	13.5/15 (MCS0)	40.91
	5230	46	n (40MHz)	13.5/15 (MCS0)	41.55
	5210	42	ac (80MHz)	29.3/32.5 (MCS0)	83.68
Band 2A	5260	52	a	6	20.55
	5280	56	a	6	20.07
	5320	64	a	6	19.82
	5260	52	n (20MHz)	6.5/7.2 (MCS0)	20.80
	5280	56	n (20MHz)	6.5/7.2 (MCS0)	20.79
	5320	64	n (20MHz)	6.5/7.2 (MCS0)	20.45
	5270	54	n (40MHz)	13.5/15 (MCS0)	41.36
	5310	62	n (40MHz)	13.5/15 (MCS0)	41.17
	5290	58	ac (80MHz)	29.3/32.5 (MCS0)	83.49
Band 2C	5500	100	a	6	19.94
	5600	120	a	6	19.95
	5720	144	a	6	19.95
	5500	100	n (20MHz)	6.5/7.2 (MCS0)	20.78
	5600	120	n (20MHz)	6.5/7.2 (MCS0)	20.85
	5720	144	n (20MHz)	6.5/7.2 (MCS0)	20.70
	5510	102	n (40MHz)	13.5/15 (MCS0)	40.51
	5590	118	n (40MHz)	13.5/15 (MCS0)	41.16
	5710	142	n (40MHz)	13.5/15 (MCS0)	40.99
	5530	106	ac (80MHz)	29.3/32.5 (MCS0)	83.15
	5610	122	ac (80MHz)	29.3/32.5 (MCS0)	83.50
	5690	138	ac (80MHz)	29.3/32.5 (MCS0)	82.87

**Table 7-3. Conducted Bandwidth Measurements SISO ANT2**

FCC ID: ZNFK920AM		MEASUREMENT REPORT (CERTIFICATION)		Approved by: Quality Manager
Test Report S/N: 1M2007130107-06.ZNF	Test Dates: 07/30/2020 - 09/03/2020	EUT Type: Portable Handset		Page 31 of 167



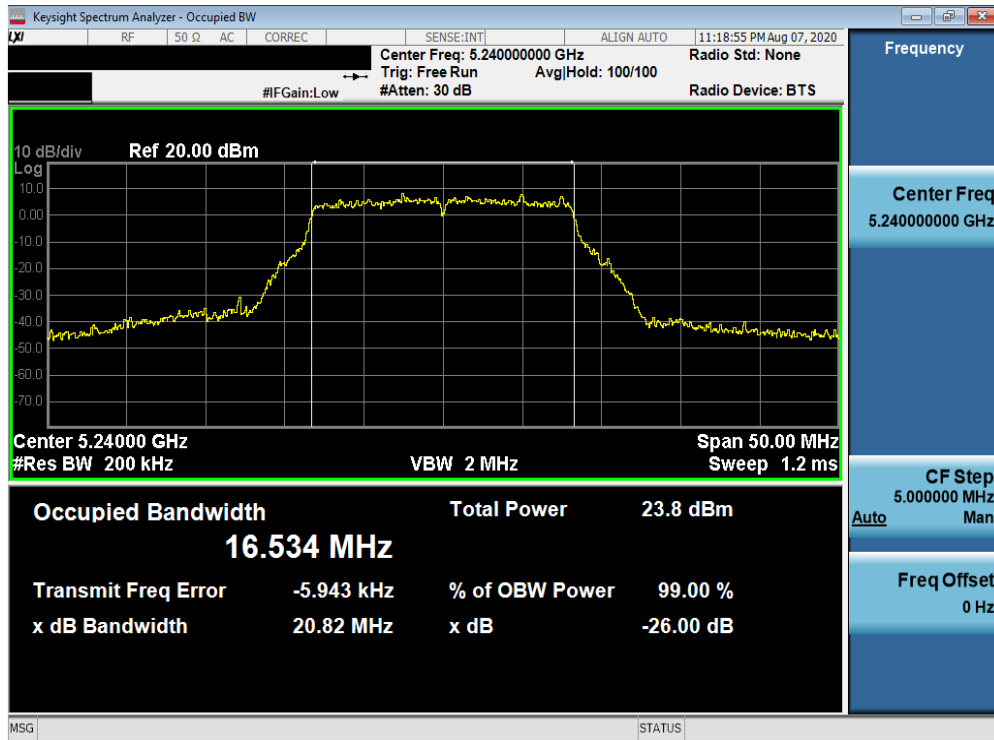
Plot 7-31. 26dB Bandwidth Plot SISO ANT2 (802.11a (UNII Band 1) – Ch. 36)



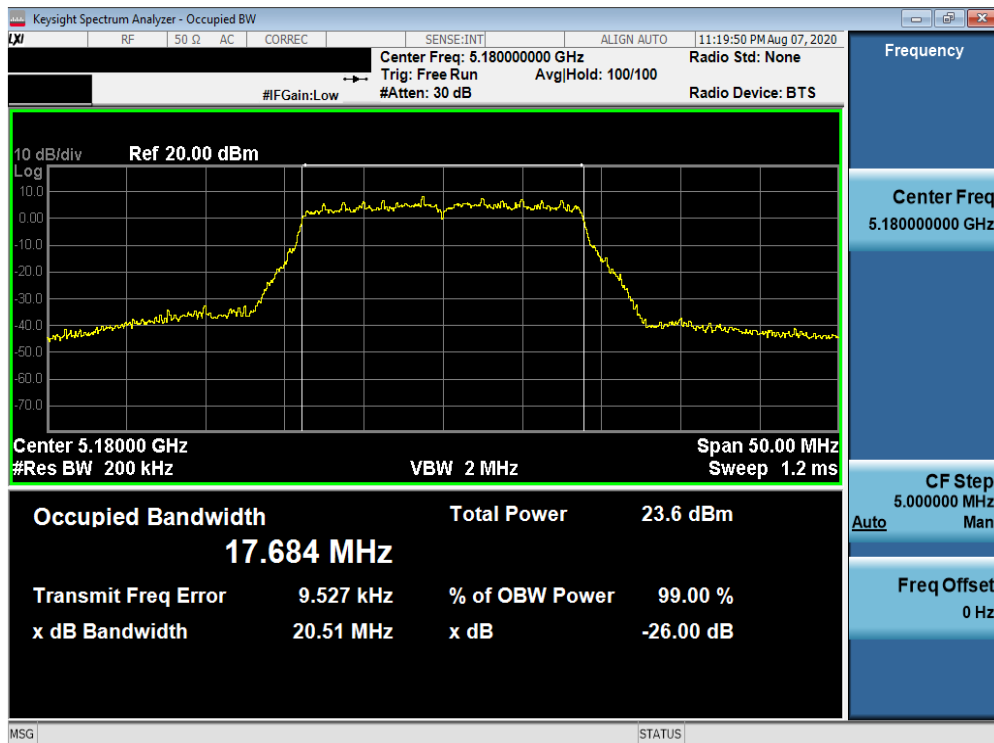
Plot 7-32. 26dB Bandwidth Plot SISO ANT2 (802.11a (UNII Band 1) – Ch. 40)

FCC ID: ZNFK920AM	<b>PCTEST</b> Proud to be part of element	MEASUREMENT REPORT (CERTIFICATION)	<b>LG</b>	Approved by: Quality Manager
Test Report S/N: 1M2007130107-06.ZNF	Test Dates: 07/30/2020 - 09/03/2020	EUT Type: Portable Handset		Page 32 of 167



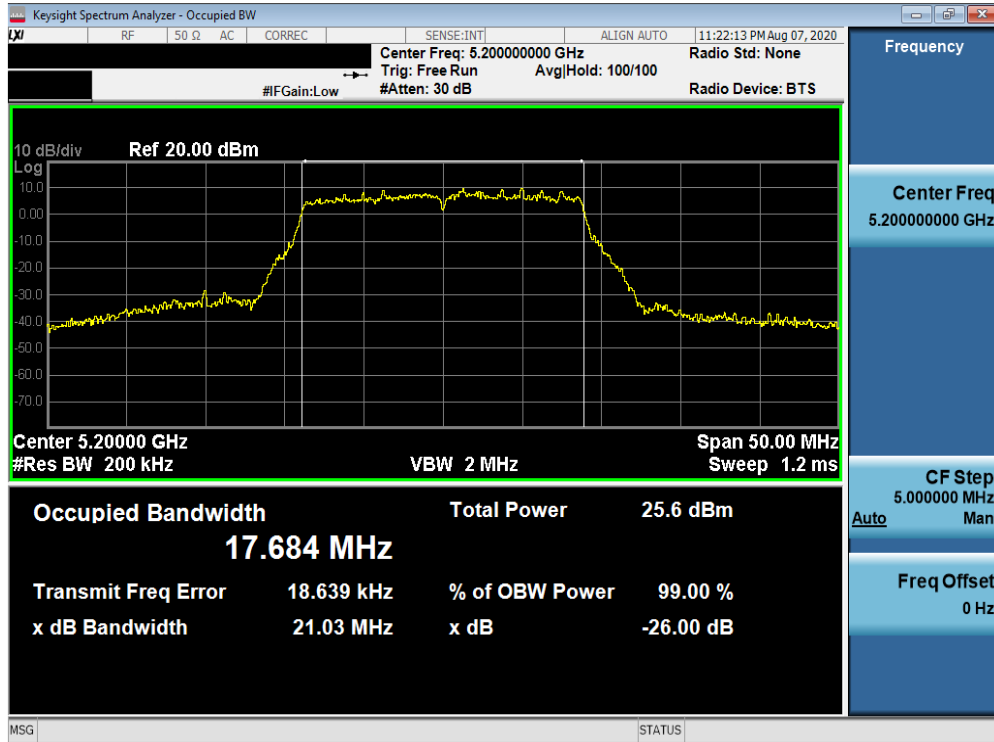


Plot 7-33. 26dB Bandwidth Plot SISO ANT2 (802.11a (UNII Band 1) – Ch. 48)

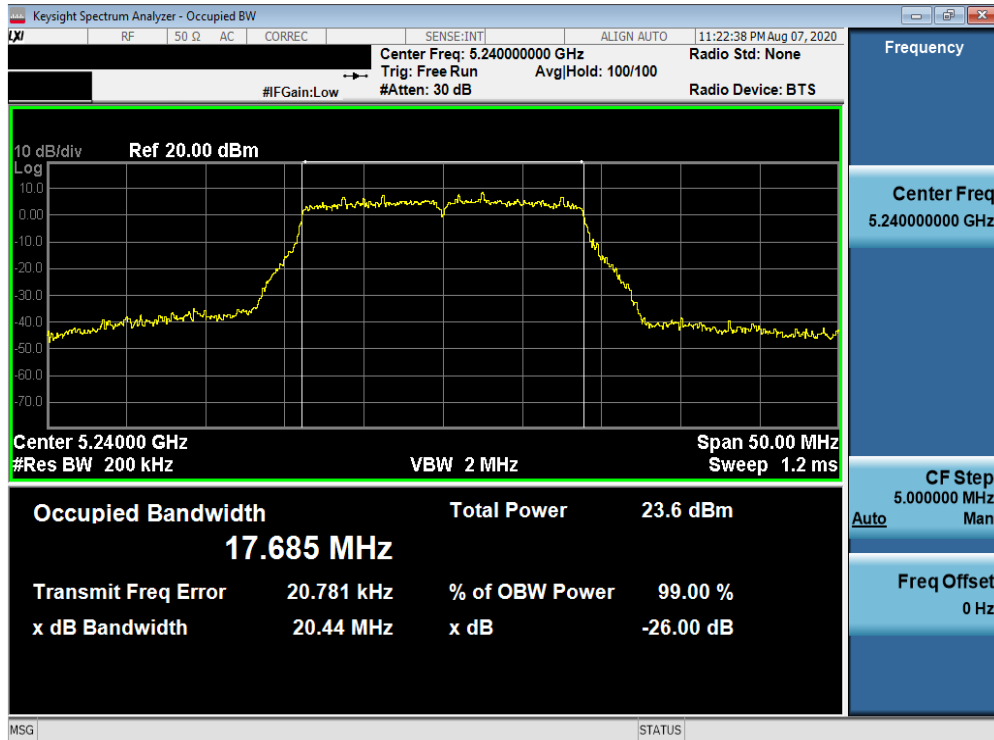


Plot 7-34. 26dB Bandwidth Plot SISO ANT2 (20MHz BW 802.11n (UNII Band 1) – Ch. 36)

FCC ID: ZNFK920AM	<b>PCTEST</b> Proud to be part of element	MEASUREMENT REPORT (CERTIFICATION)	<b>LG</b>	Approved by: Quality Manager
Test Report S/N: 1M2007130107-06.ZNF	Test Dates: 07/30/2020 - 09/03/2020	EUT Type: Portable Handset		Page 33 of 167

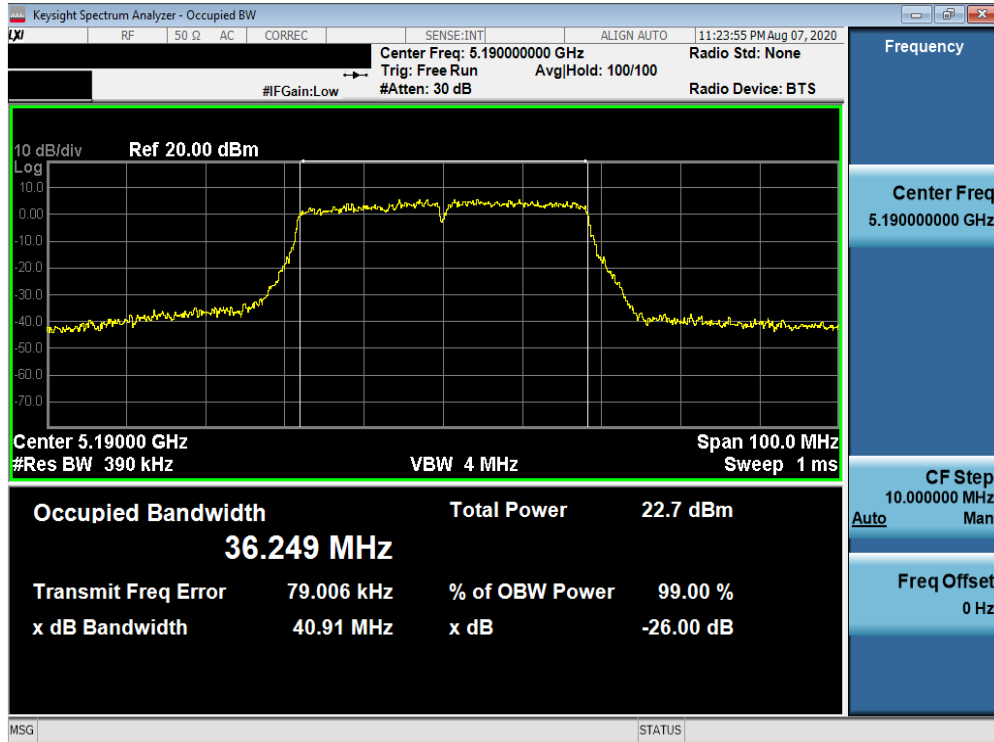


Plot 7-35. 26dB Bandwidth Plot SISO ANT2 (20MHz BW 802.11n (UNII Band 1) – Ch. 40)

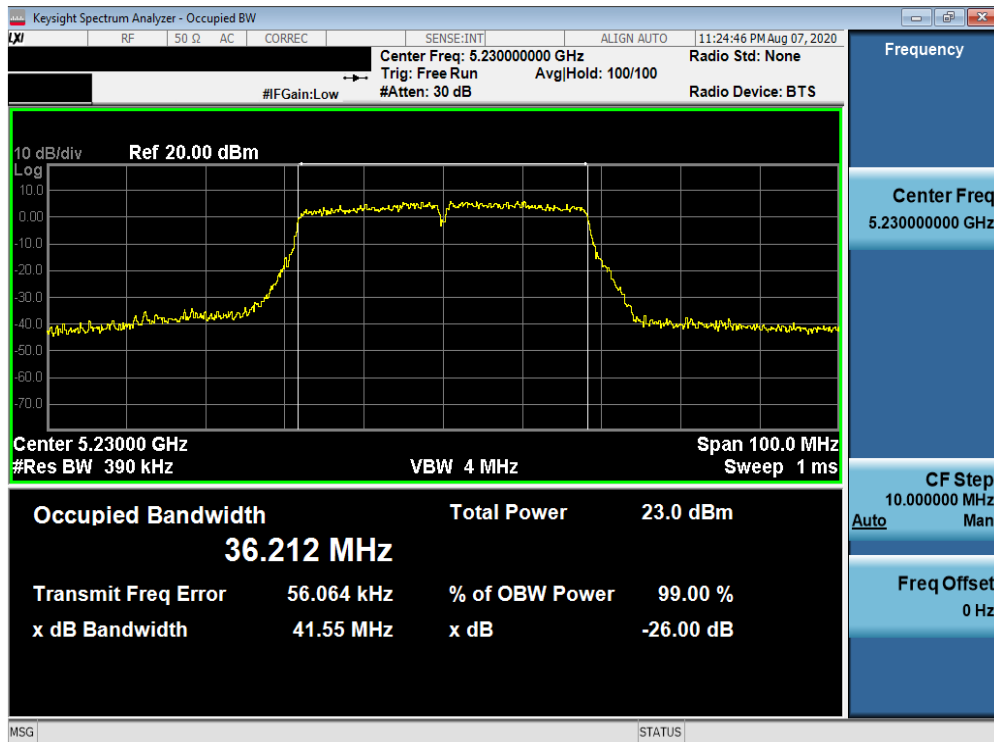


Plot 7-36. 26dB Bandwidth Plot SISO ANT2 (20MHz BW 802.11n (UNII Band 1) – Ch. 48)

FCC ID: ZNFK920AM	<b>PCTEST</b> Proud to be part of element	MEASUREMENT REPORT (CERTIFICATION)	<b>LG</b>	Approved by: Quality Manager
Test Report S/N: 1M2007130107-06.ZNF	Test Dates: 07/30/2020 - 09/03/2020	EUT Type: Portable Handset		Page 34 of 167

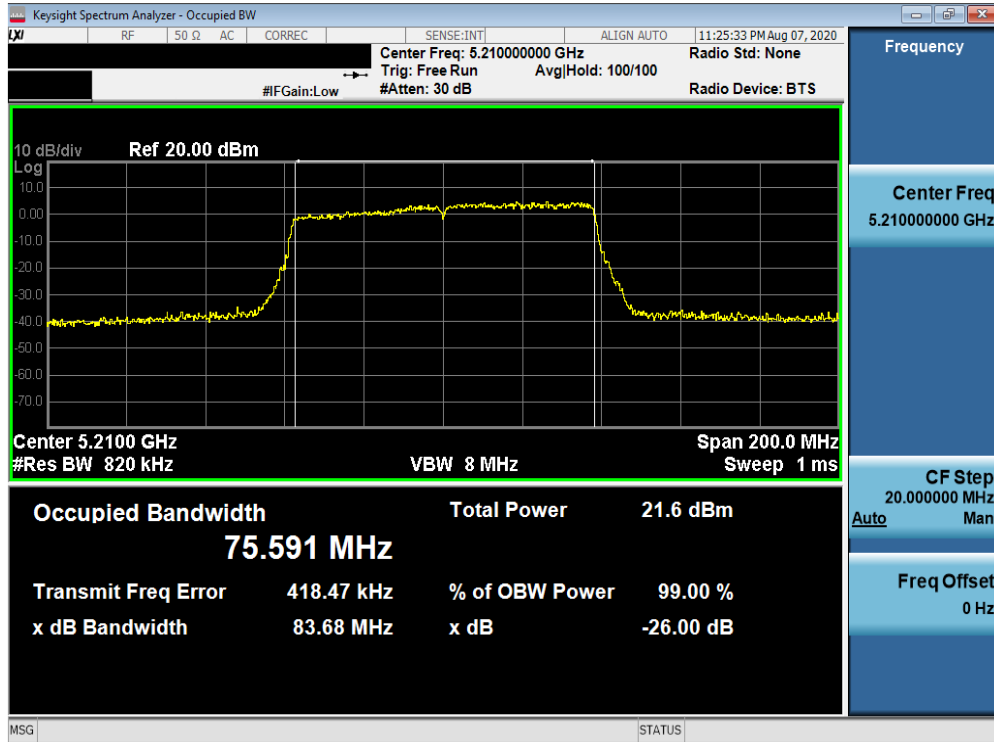


Plot 7-37. 26dB Bandwidth Plot SISO ANT2 (40MHz BW 802.11n (UNII Band 1) – Ch. 38)

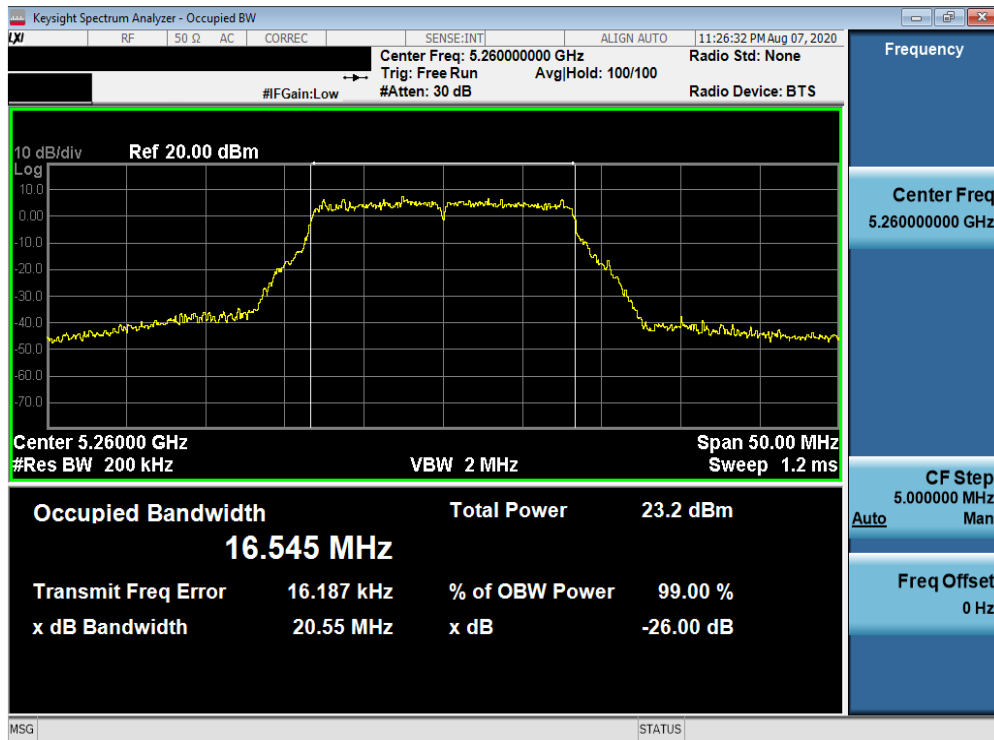


Plot 7-38. 26dB Bandwidth Plot SISO ANT2 (40MHz BW 802.11n (UNII Band 1) – Ch. 46)

FCC ID: ZNFK920AM	<b>PCTEST</b> Proud to be part of element	MEASUREMENT REPORT (CERTIFICATION)	<b>LG</b>	Approved by: Quality Manager
Test Report S/N: 1M2007130107-06.ZNF	Test Dates: 07/30/2020 - 09/03/2020	EUT Type: Portable Handset		Page 35 of 167

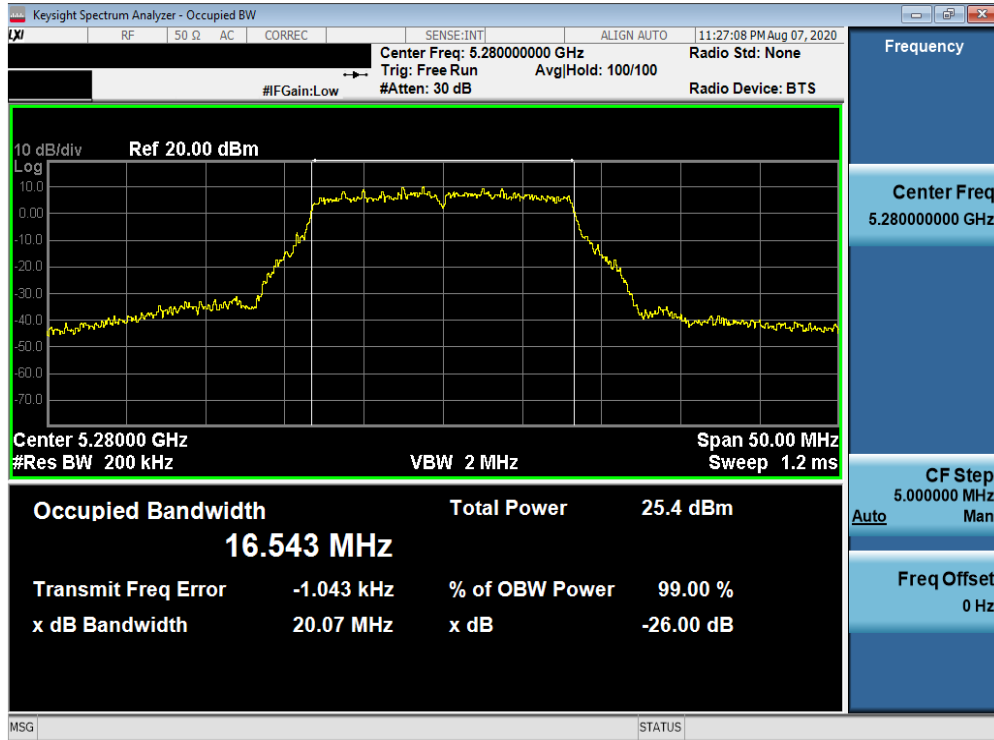


Plot 7-39. 26dB Bandwidth Plot SISO ANT2 (80MHz BW 802.11ac (UNII Band 1) – Ch. 42)

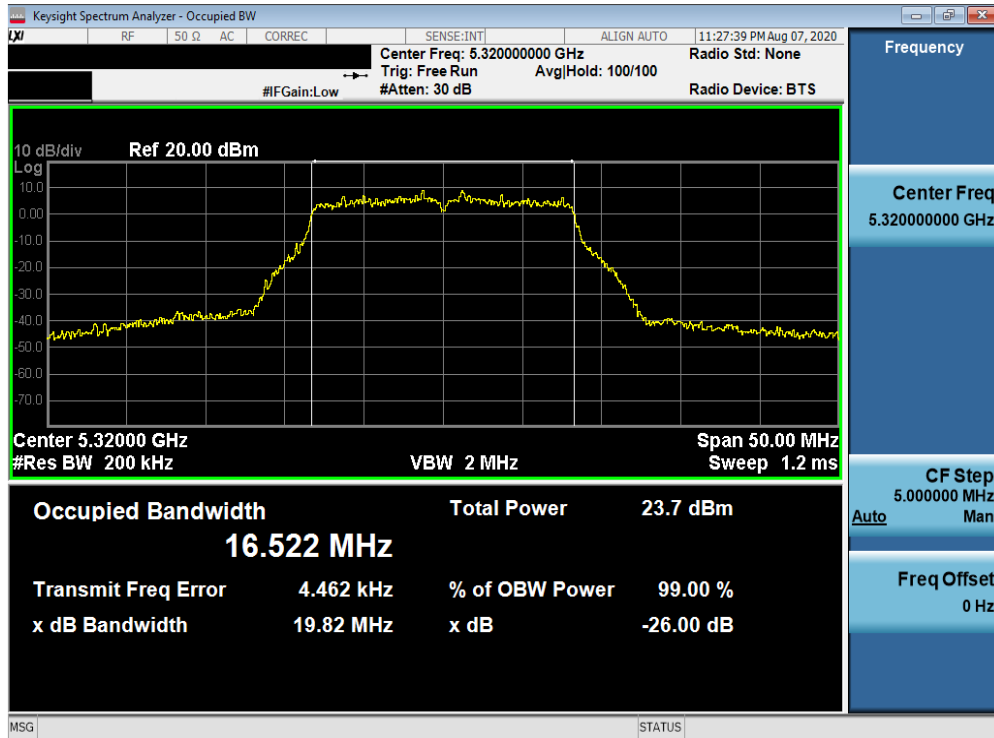


Plot 7-40. 26dB Bandwidth Plot SISO ANT2 (802.11a (UNII Band 2A) – Ch. 52)

FCC ID: ZNFK920AM	<b>PCTEST</b> Proud to be part of element	MEASUREMENT REPORT (CERTIFICATION)	<b>LG</b>	Approved by: Quality Manager
Test Report S/N: 1M2007130107-06.ZNF	Test Dates: 07/30/2020 - 09/03/2020	EUT Type: Portable Handset		Page 36 of 167

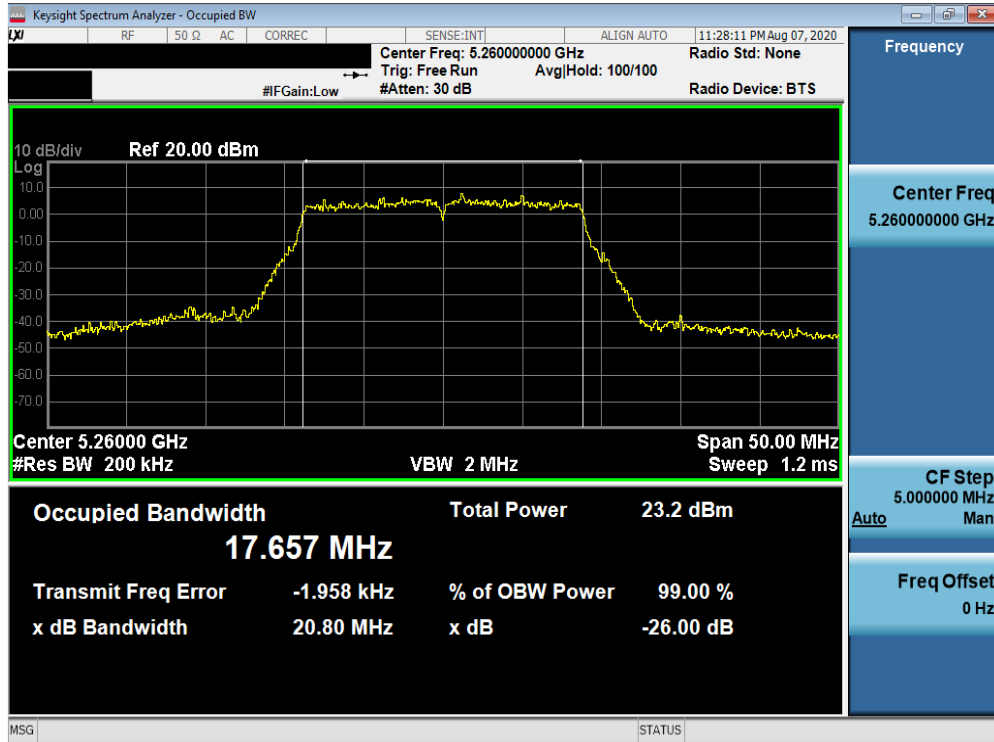


Plot 7-41. 26dB Bandwidth Plot SISO ANT2 (802.11a (UNII Band 2A) – Ch. 56)

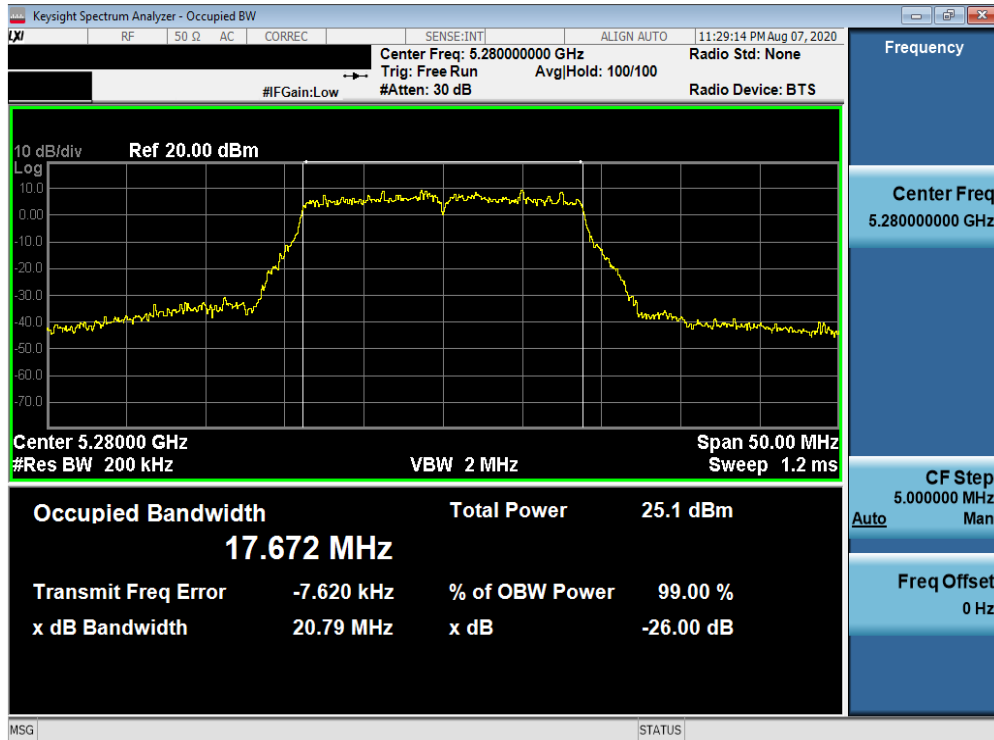


Plot 7-42. 26dB Bandwidth Plot SISO ANT2 (802.11a (UNII Band 2A) – Ch. 64)

FCC ID: ZNFK920AM	<b>PCTEST</b> Proud to be part of element	MEASUREMENT REPORT (CERTIFICATION)	<b>LG</b>	Approved by: Quality Manager
Test Report S/N: 1M2007130107-06.ZNF	Test Dates: 07/30/2020 - 09/03/2020	EUT Type: Portable Handset		Page 37 of 167

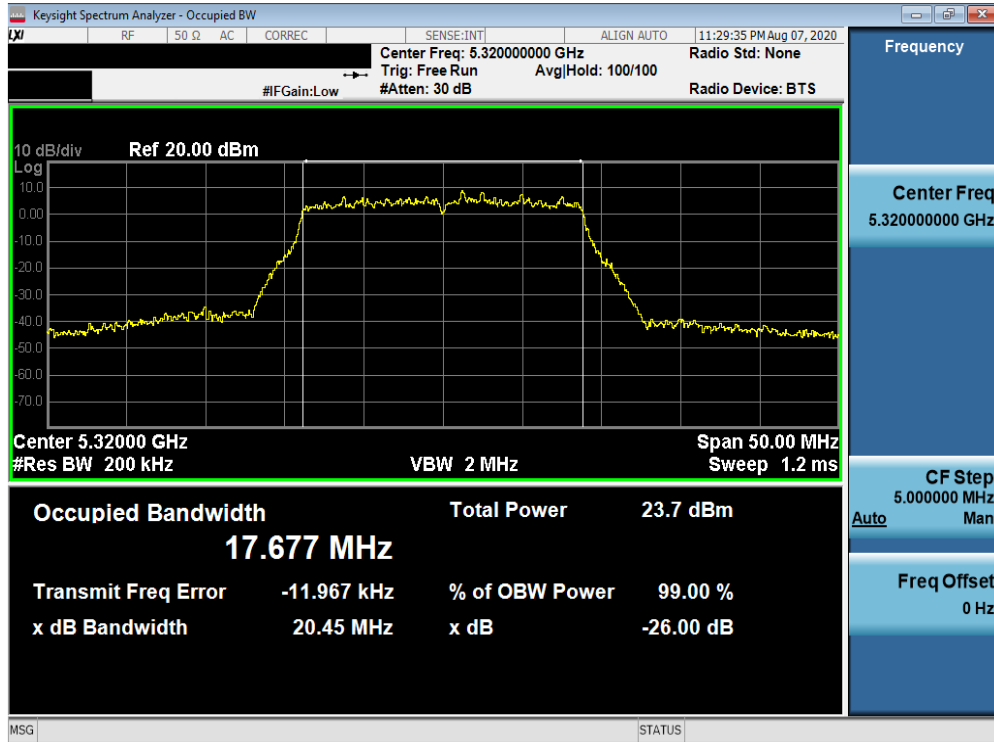


Plot 7-43. 26dB Bandwidth Plot SISO ANT2 (20MHz BW 802.11n (UNII Band 2A) – Ch. 52)

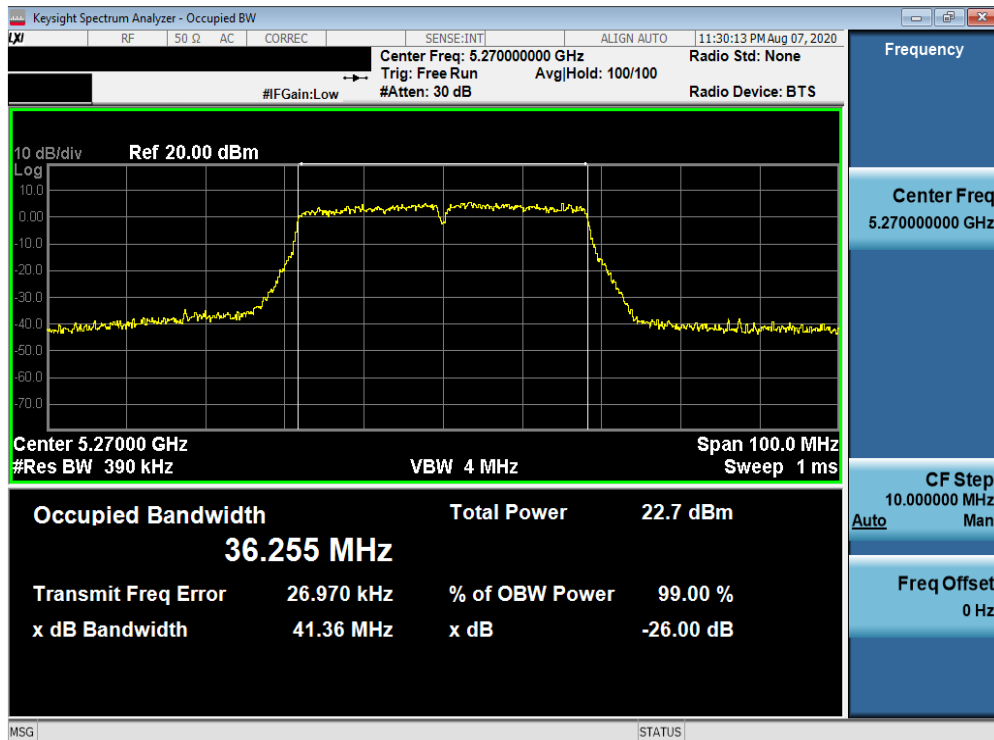


Plot 7-44. 26dB Bandwidth Plot SISO ANT2 (20MHz BW 802.11n (UNII Band 2A) – Ch. 56)

FCC ID: ZNFK920AM	<b>PCTEST</b> Proud to be part of element	MEASUREMENT REPORT (CERTIFICATION)	<b>LG</b>	Approved by: Quality Manager
Test Report S/N: 1M2007130107-06.ZNF	Test Dates: 07/30/2020 - 09/03/2020	EUT Type: Portable Handset		Page 38 of 167

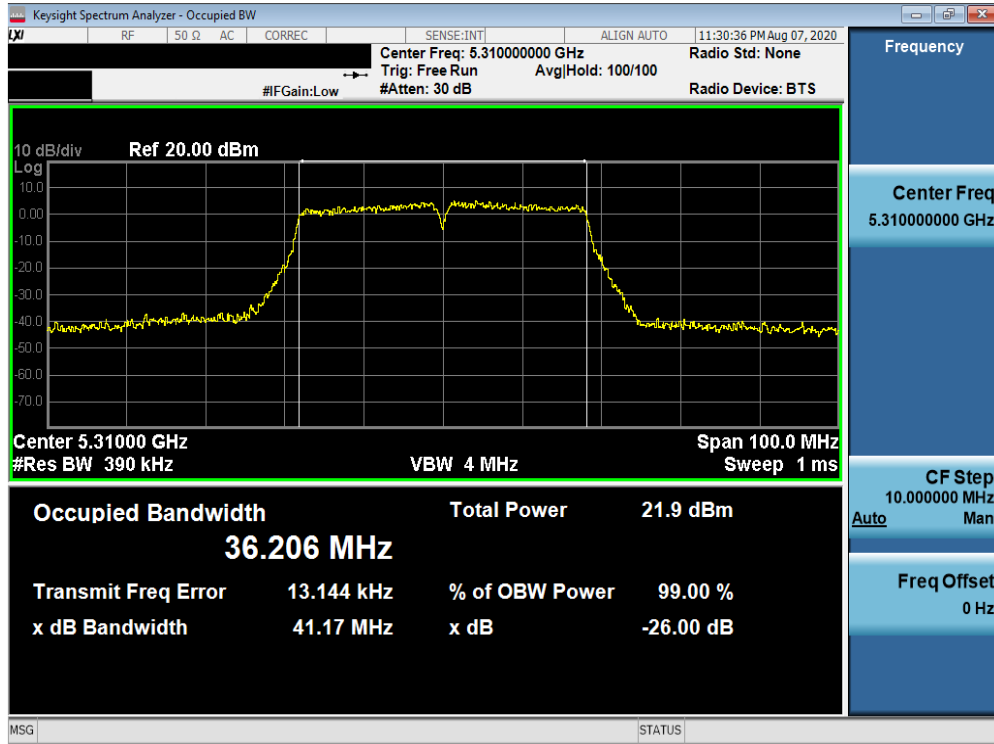


Plot 7-45. 26dB Bandwidth Plot SISO ANT2 (20MHz BW 802.11n (UNII Band 2A) – Ch. 64)

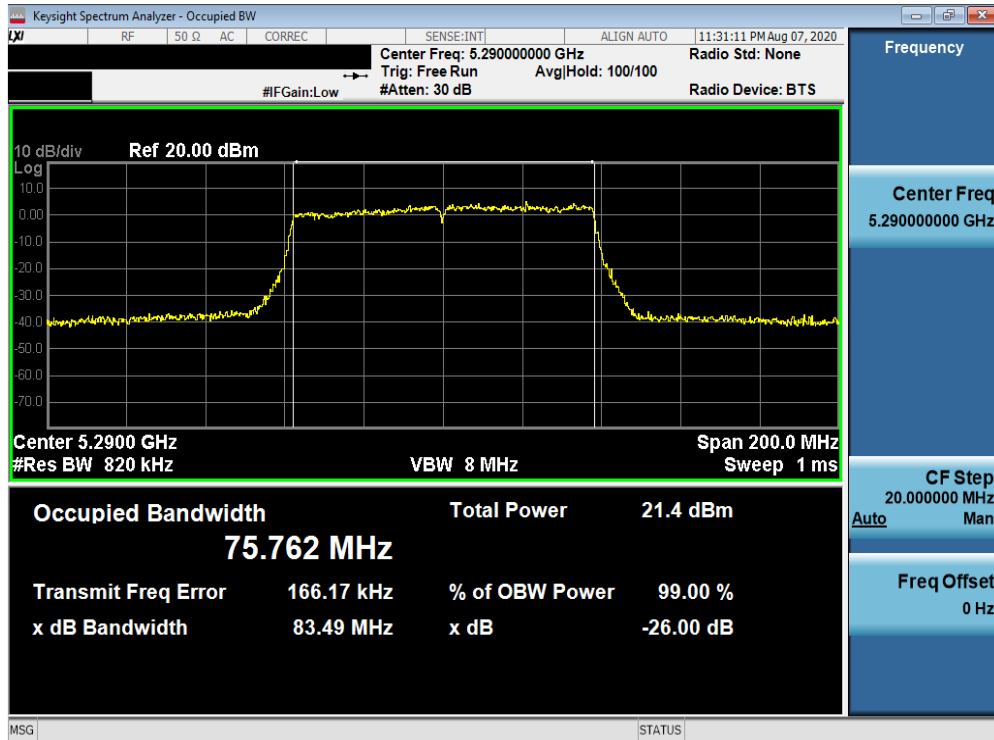


Plot 7-46. 26dB Bandwidth Plot SISO ANT2 (40MHz BW 802.11n (UNII Band 2A) – Ch. 54)

FCC ID: ZNFK920AM	<b>PCTEST</b> Proud to be part of element	MEASUREMENT REPORT (CERTIFICATION)	<b>LG</b>	Approved by: Quality Manager
Test Report S/N: 1M2007130107-06.ZNF	Test Dates: 07/30/2020 - 09/03/2020	EUT Type: Portable Handset		Page 39 of 167



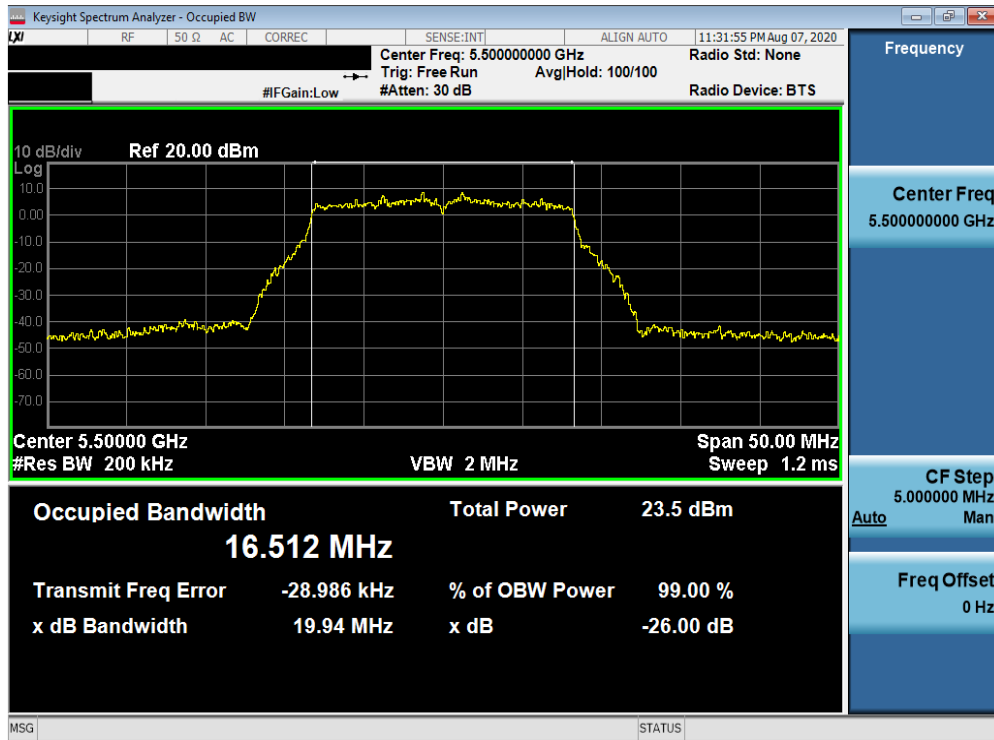
Plot 7-47. 26dB Bandwidth Plot SISO ANT2 (40MHz BW 802.11n (UNII Band 2A) – Ch. 62)



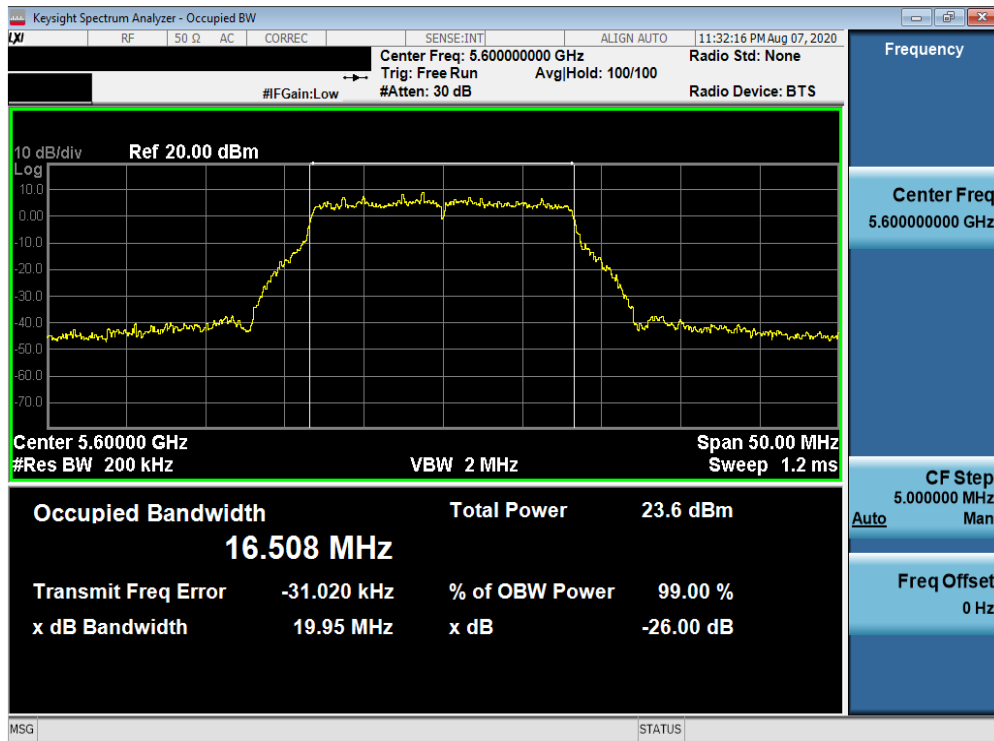
Plot 7-48. 26dB Bandwidth Plot SISO ANT2 (80MHz BW 802.11ac (UNII Band 2A) – Ch. 58)

FCC ID: ZNFK920AM	<b>PCTEST</b> Proud to be part of element	MEASUREMENT REPORT (CERTIFICATION)	<b>LG</b>	Approved by: Quality Manager
Test Report S/N: 1M2007130107-06.ZNF	Test Dates: 07/30/2020 - 09/03/2020	EUT Type: Portable Handset		Page 40 of 167



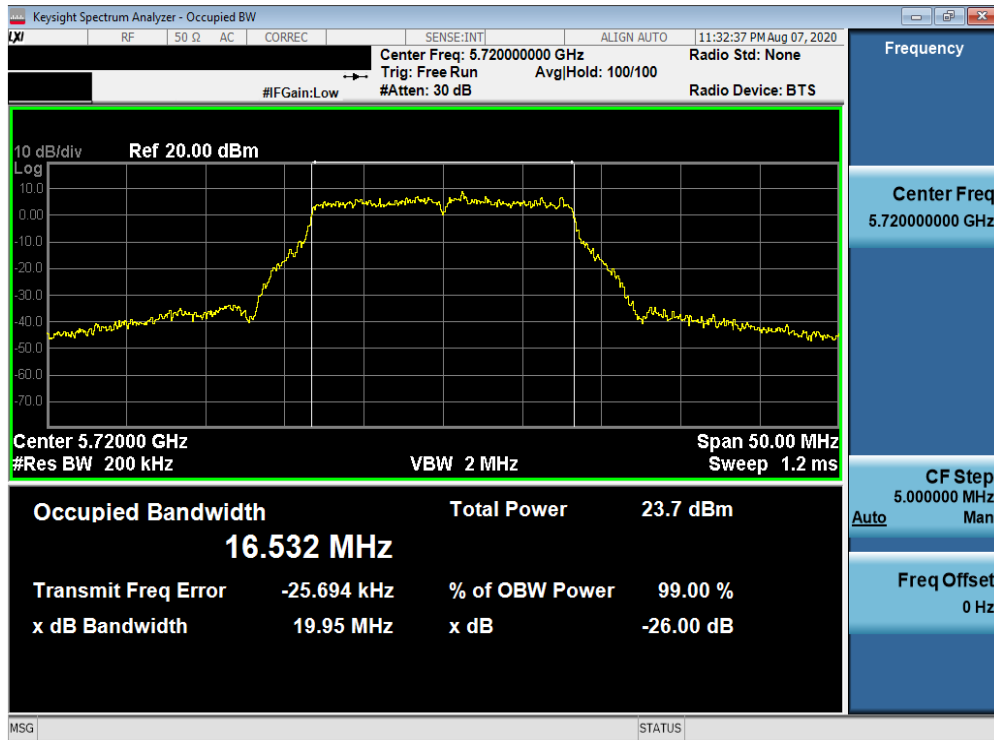


Plot 7-49. 26dB Bandwidth Plot SISO ANT2 (802.11a (UNII Band 2C) – Ch. 100)

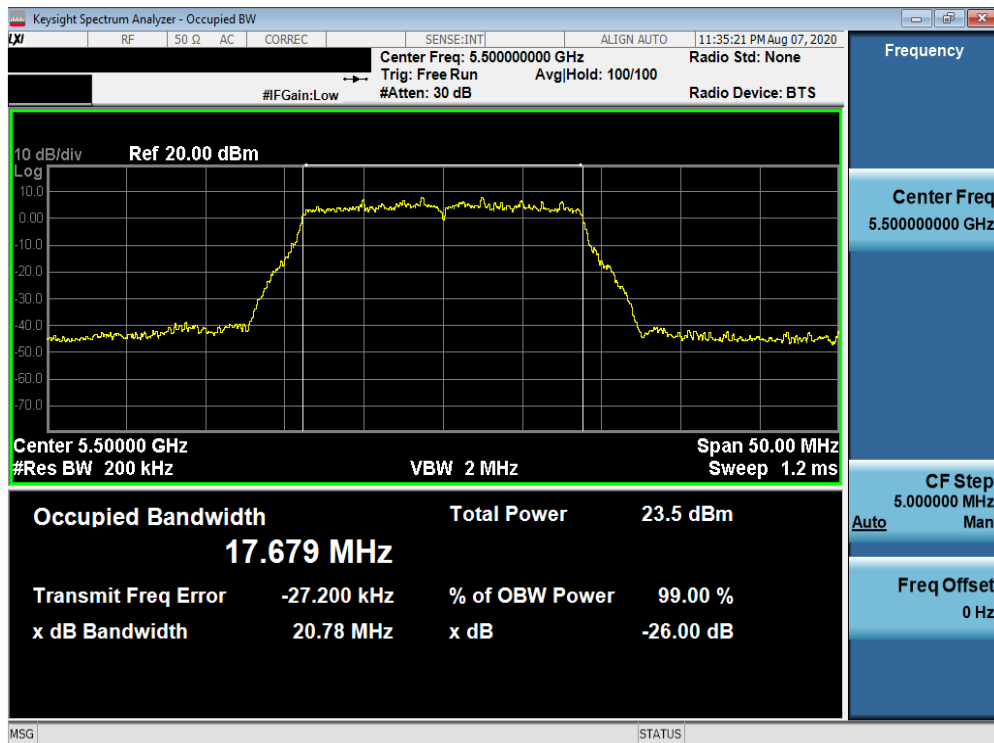


Plot 7-50. 26dB Bandwidth Plot SISO ANT2 (802.11a (UNII Band 2C) – Ch. 120)

FCC ID: ZNFK920AM	<b>PCTEST</b> Proud to be part of element	MEASUREMENT REPORT (CERTIFICATION)	<b>LG</b>	Approved by: Quality Manager
Test Report S/N: 1M2007130107-06.ZNF	Test Dates: 07/30/2020 - 09/03/2020	EUT Type: Portable Handset		Page 41 of 167

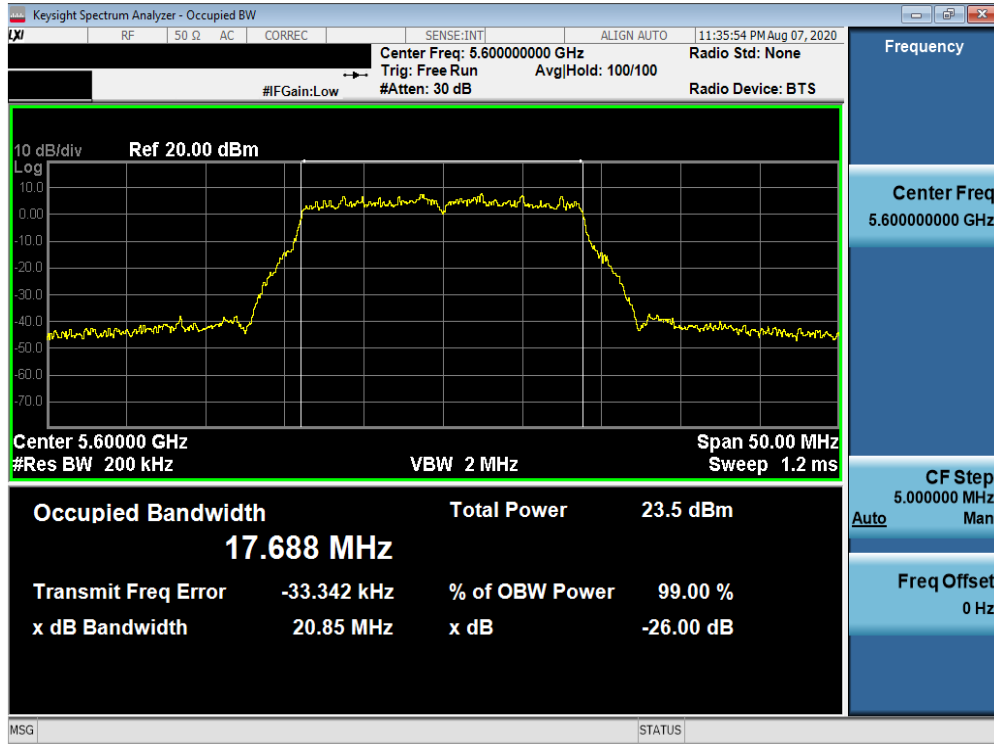


Plot 7-51. 26dB Bandwidth Plot SISO ANT2 (802.11a (UNII Band 2C) – Ch. 144)

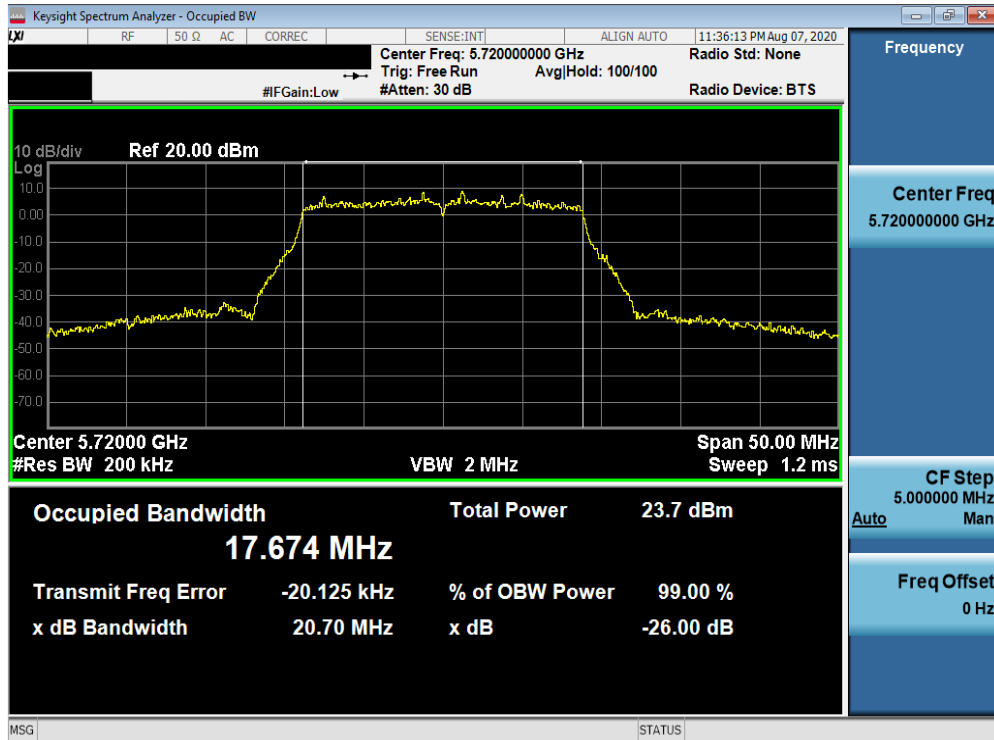


Plot 7-52. 26dB Bandwidth Plot SISO ANT2 (20MHz BW 802.11n (UNII Band 2C) – Ch. 100)

FCC ID: ZNFK920AM	<b>PCTEST</b> Proud to be part of element	MEASUREMENT REPORT (CERTIFICATION)	<b>LG</b>	Approved by: Quality Manager
Test Report S/N: 1M2007130107-06.ZNF	Test Dates: 07/30/2020 - 09/03/2020	EUT Type: Portable Handset		Page 42 of 167

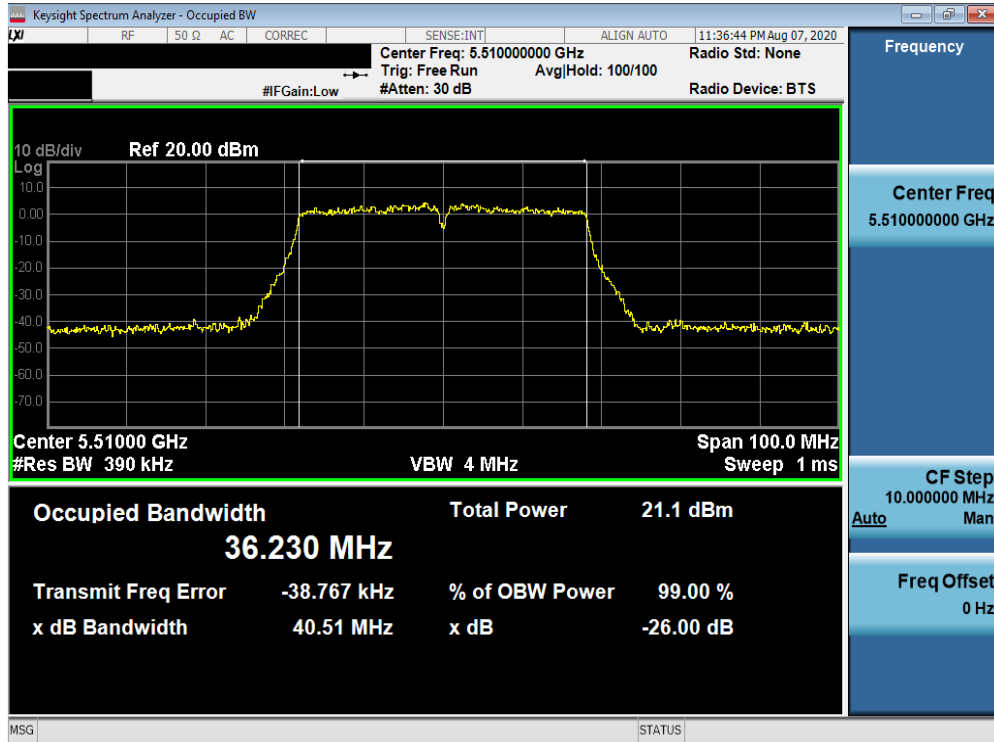


Plot 7-53. 26dB Bandwidth Plot SISO ANT2 (20MHz BW 802.11n (UNII Band 2C) – Ch. 120)

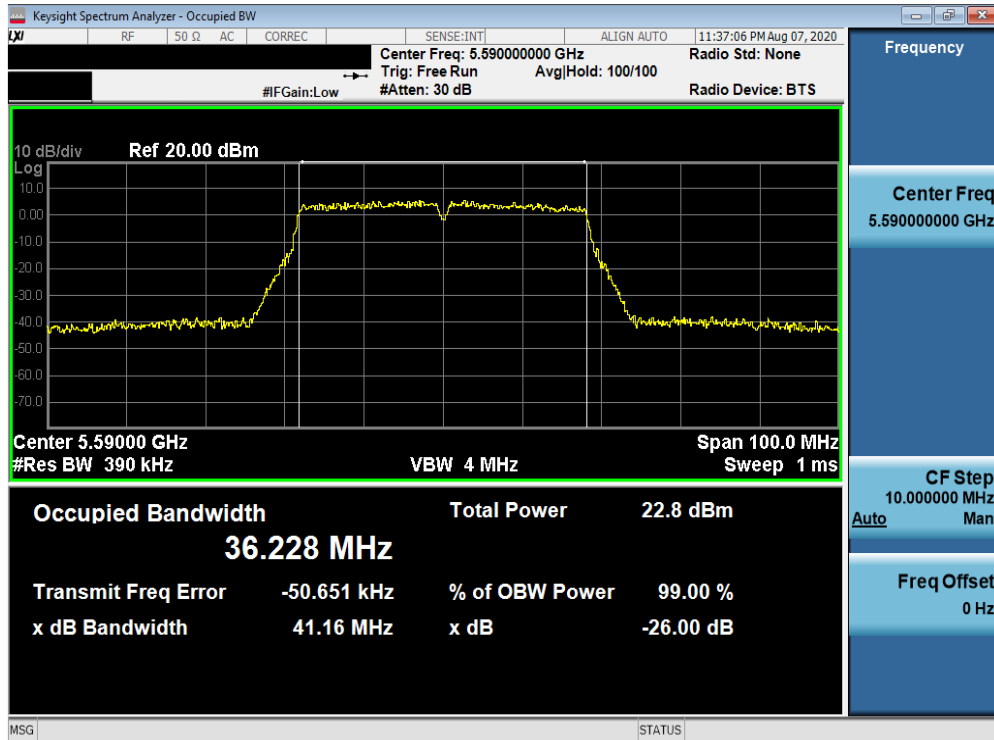


Plot 7-54. 26dB Bandwidth Plot SISO ANT2 (20MHz BW 802.11n (UNII Band 2C) – Ch. 144)

FCC ID: ZNFK920AM	<b>PCTEST</b> Proud to be part of element	MEASUREMENT REPORT (CERTIFICATION)	<b>LG</b>	Approved by: Quality Manager
Test Report S/N: 1M2007130107-06.ZNF	Test Dates: 07/30/2020 - 09/03/2020	EUT Type: Portable Handset		Page 43 of 167

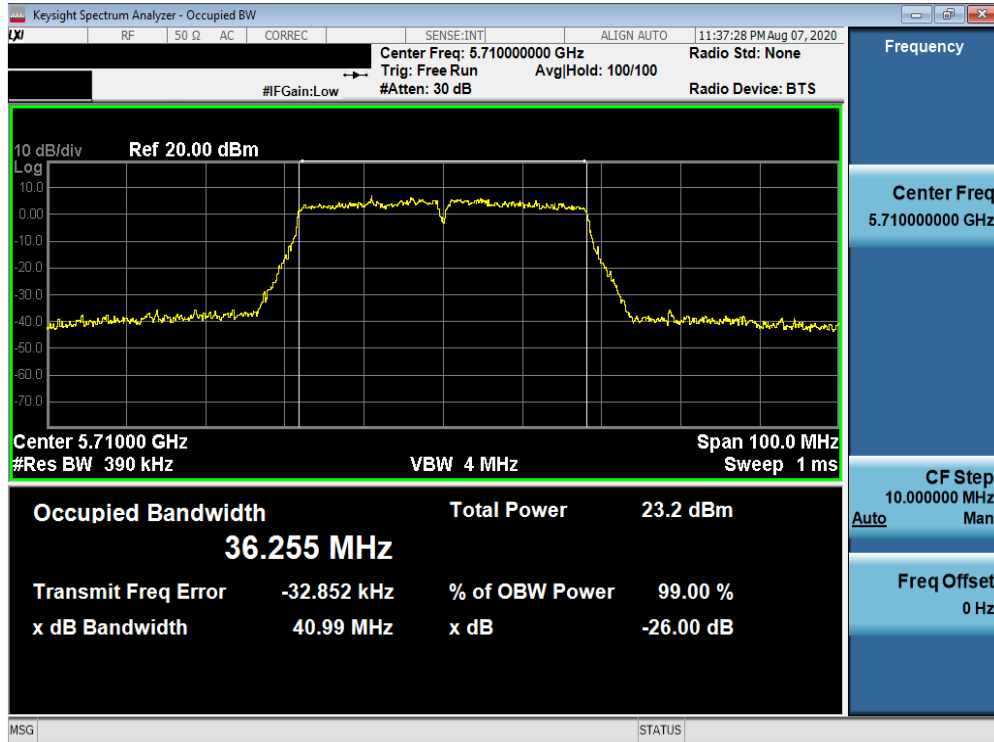


Plot 7-55. 26dB Bandwidth Plot SISO ANT2 (40MHz BW 802.11n (UNII Band 2C) – Ch. 102)

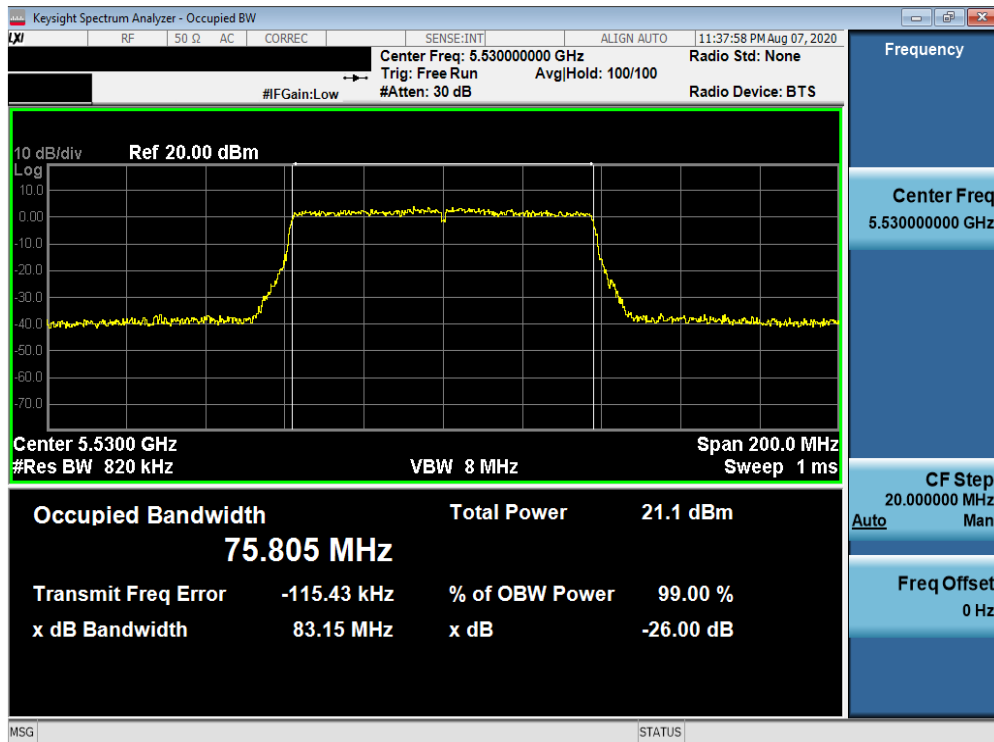


Plot 7-56. 26dB Bandwidth Plot SISO ANT2 (40MHz BW 802.11n (UNII Band 2C) – Ch. 118)

FCC ID: ZNFK920AM	<b>PCTEST</b> Proud to be part of element	MEASUREMENT REPORT (CERTIFICATION)	<b>LG</b>	Approved by: Quality Manager
Test Report S/N: 1M2007130107-06.ZNF	Test Dates: 07/30/2020 - 09/03/2020	EUT Type: Portable Handset		Page 44 of 167

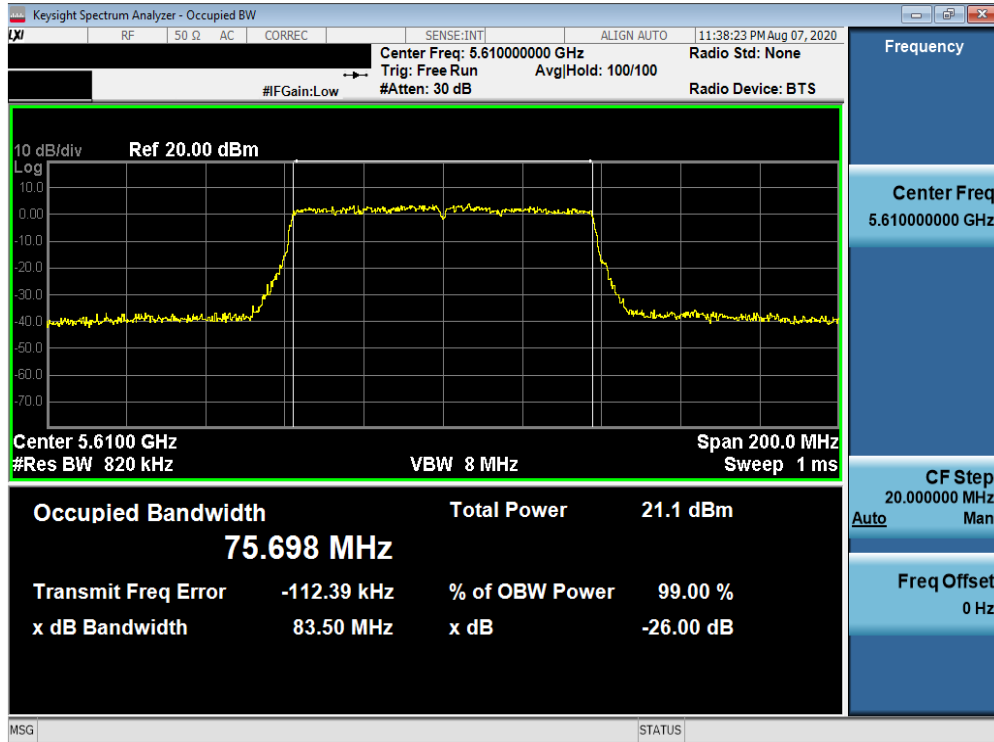


Plot 7-57. 26dB Bandwidth Plot SISO ANT2 (40MHz BW 802.11n (UNII Band 2C) – Ch. 142)

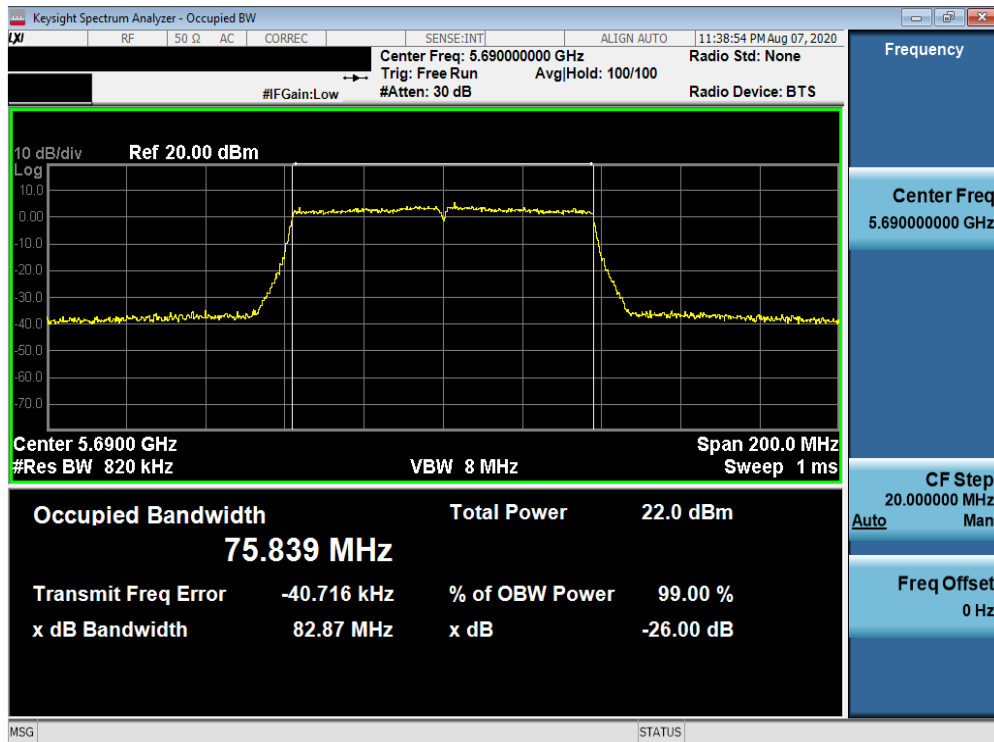


Plot 7-58. 26dB Bandwidth Plot SISO ANT2 (80MHz BW 802.11ac (UNII Band 2C) – Ch. 106)

FCC ID: ZNFK920AM	<b>PCTEST</b> Proud to be part of element	MEASUREMENT REPORT (CERTIFICATION)	<b>LG</b>	Approved by: Quality Manager
Test Report S/N: 1M2007130107-06.ZNF	Test Dates: 07/30/2020 - 09/03/2020	EUT Type: Portable Handset		Page 45 of 167



Plot 7-59. 26dB Bandwidth Plot SISO ANT2 (80MHz BW 802.11ac (UNII Band 2C) – Ch. 122)



Plot 7-60. 26dB Bandwidth Plot SISO ANT2 (80MHz BW 802.11ac (UNII Band 2C) – Ch. 138)

FCC ID: ZNFK920AM	<b>PCTEST</b> Proud to be part of element	MEASUREMENT REPORT (CERTIFICATION)	<b>LG</b>	Approved by: Quality Manager
Test Report S/N: 1M2007130107-06.ZNF	Test Dates: 07/30/2020 - 09/03/2020	EUT Type: Portable Handset		Page 46 of 167

### 7.3 6dB Bandwidth Measurement – 802.11a/n/ac §15.407 (e); RSS-Gen [6.2]

#### Test Overview and Limit

The bandwidth at 6dB down from the highest in-band spectral density is measured with a spectrum analyzer connected to the antenna terminal while the EUT is operating at its maximum duty cycle, at its maximum power control level, as defined in ANSI C63.10-2013 and KDB 789033 D02 v02r01, and at the appropriate frequencies. The spectrum analyzer's bandwidth measurement function is configured to measure the 6dB bandwidth.

***In the 5.725 – 5.850GHz band, the 6dB bandwidth must be  $\geq 500$  kHz.***

#### Test Procedure Used

ANSI C63.10-2013 – Section 6.9.2  
KDB 789033 D02 v02r01 – Section C

#### Test Settings

1. The signal analyzers' automatic bandwidth measurement capability was used to perform the 6dB bandwidth measurement. The "X" dB bandwidth parameter was set to  $X = 6$ . The automatic bandwidth measurement function also has the capability of simultaneously measuring the 99% occupied bandwidth. The bandwidth measurement was not influenced by any intermediate power nulls in the fundamental emission.
2. RBW = 100 kHz
3. VBW  $\geq 3 \times$  RBW
4. Detector = Peak
5. Trace mode = max hold
6. Sweep = auto couple

#### Test Setup

The EUT and measurement equipment were set up as shown in the diagram below.



**Figure 7-2. Test Instrument & Measurement Setup**

#### Test Notes

None.

FCC ID: ZNFK920AM	<b>PCTEST</b> Proud to be part of element	MEASUREMENT REPORT (CERTIFICATION)	LG	Approved by: Quality Manager
Test Report S/N: 1M2007130107-06.ZNF	Test Dates: 07/30/2020 - 09/03/2020	EUT Type: Portable Handset		Page 47 of 167

© 2020 PCTEST

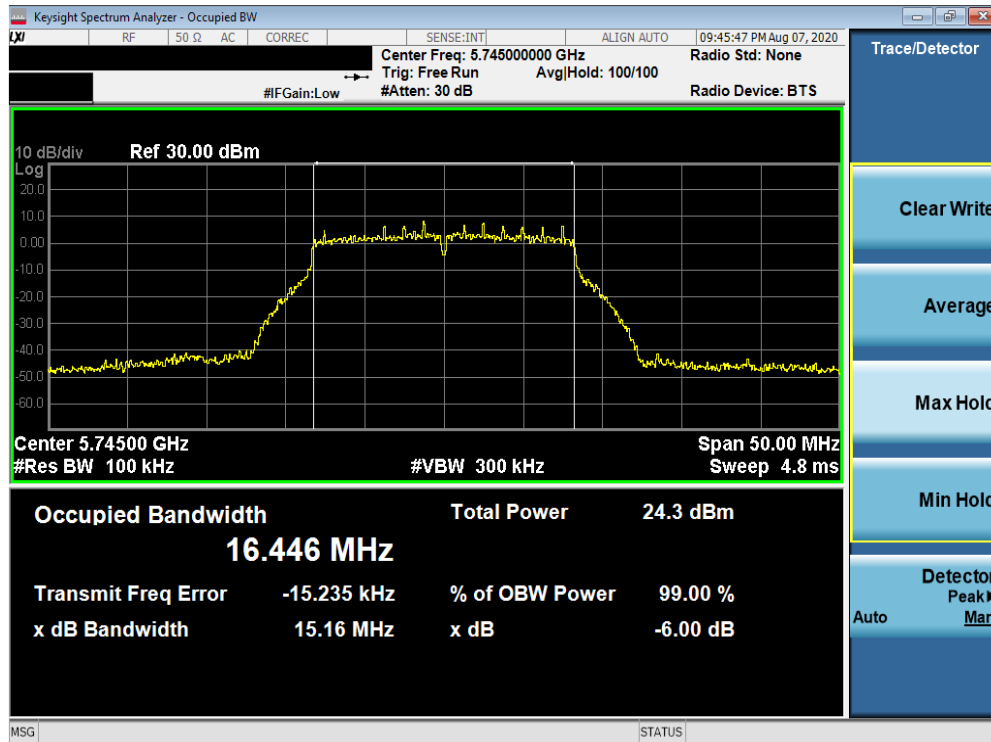
V 9.0 02/01/2019

All rights reserved. Unless otherwise specified, no part of this report may be reproduced or utilized in any part, form or by any means, electronic or mechanical, including photocopying and microfilm, without permission in writing from PCTEST. If you have any questions about this international copyright or have an enquiry about obtaining additional rights to this report or assembly of contents thereof, please contact [INFO@PCTEST.COM](mailto:INFO@PCTEST.COM).

## SISO Antenna-1 6 dB Bandwidth Measurements

	Frequency [MHz]	Channel No.	802.11 Mode	Data Rate [Mbps]	Measured 6dB Bandwidth [MHz]
Band 3	5745	149	a	6	15.16
	5785	157	a	6	15.70
	5825	165	a	6	15.65
	5745	149	n (20MHz)	6.5/7.2 (MCS0)	15.70
	5785	157	n (20MHz)	6.5/7.2 (MCS0)	15.95
	5825	165	n (20MHz)	6.5/7.2 (MCS0)	14.50
	5755	151	n (40MHz)	13.5/15 (MCS0)	35.77
	5795	159	n (40MHz)	13.5/15 (MCS0)	34.43
	5775	155	ac (80MHz)	29.3/32.5 (MCS0)	75.48

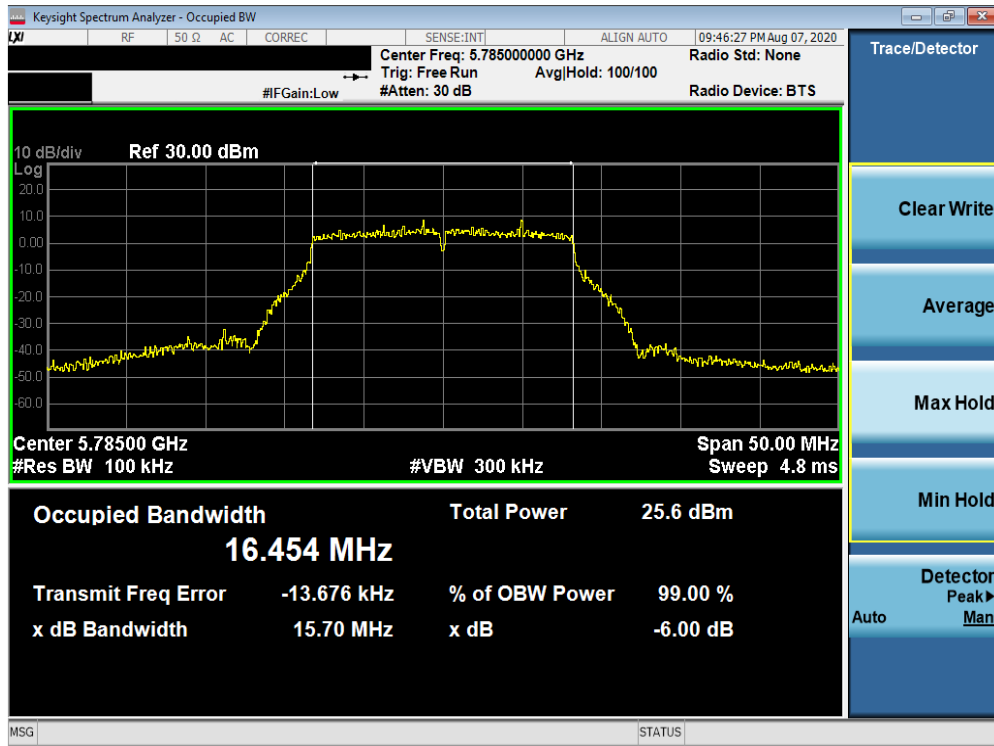
Table 7-4. Conducted Bandwidth Measurements SISO ANT1



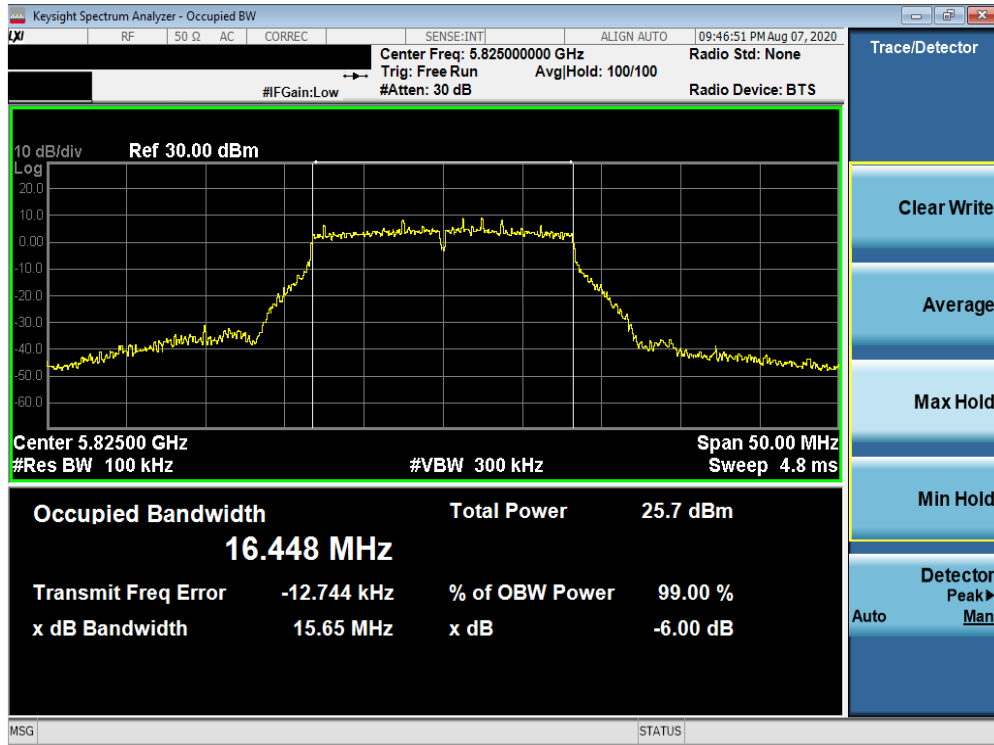
Plot 7-61. 6dB Bandwidth Plot SISO ANT1 (802.11a (UNII Band 3) – Ch. 149)

FCC ID: ZNFK920AM	<b>PCTEST</b> Proud to be part of element	MEASUREMENT REPORT (CERTIFICATION)	<b>LG</b>	Approved by: Quality Manager
Test Report S/N: 1M2007130107-06.ZNF	Test Dates: 07/30/2020 - 09/03/2020	EUT Type: Portable Handset		Page 48 of 167



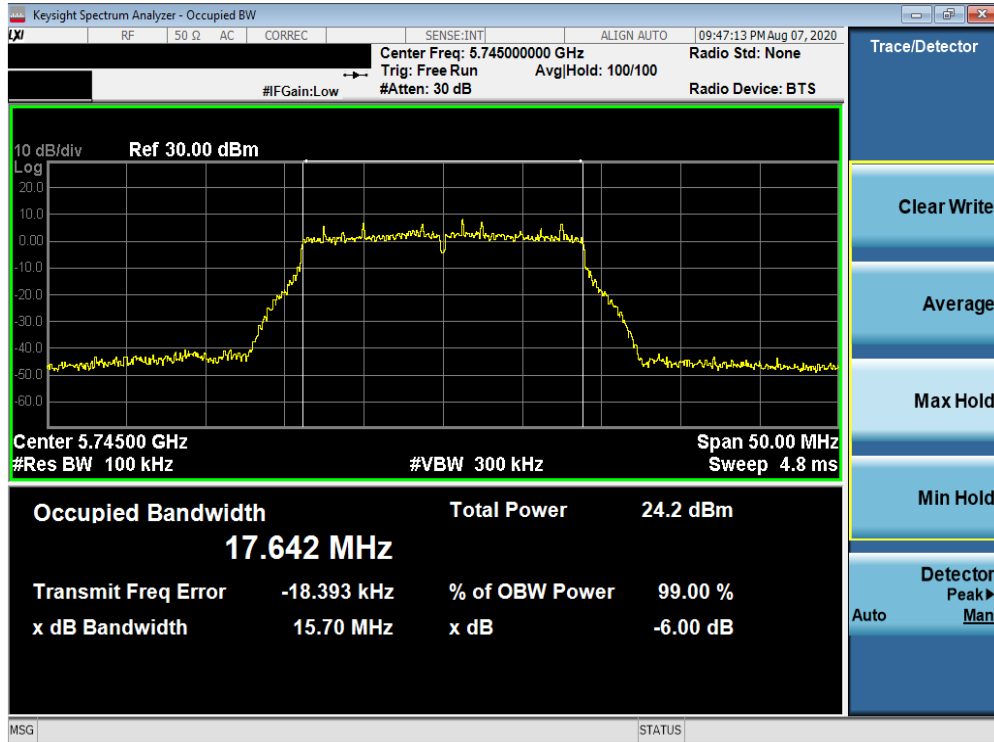


Plot 7-62. 6dB Bandwidth Plot SISO ANT1 (802.11a (UNII Band 3) – Ch. 157)

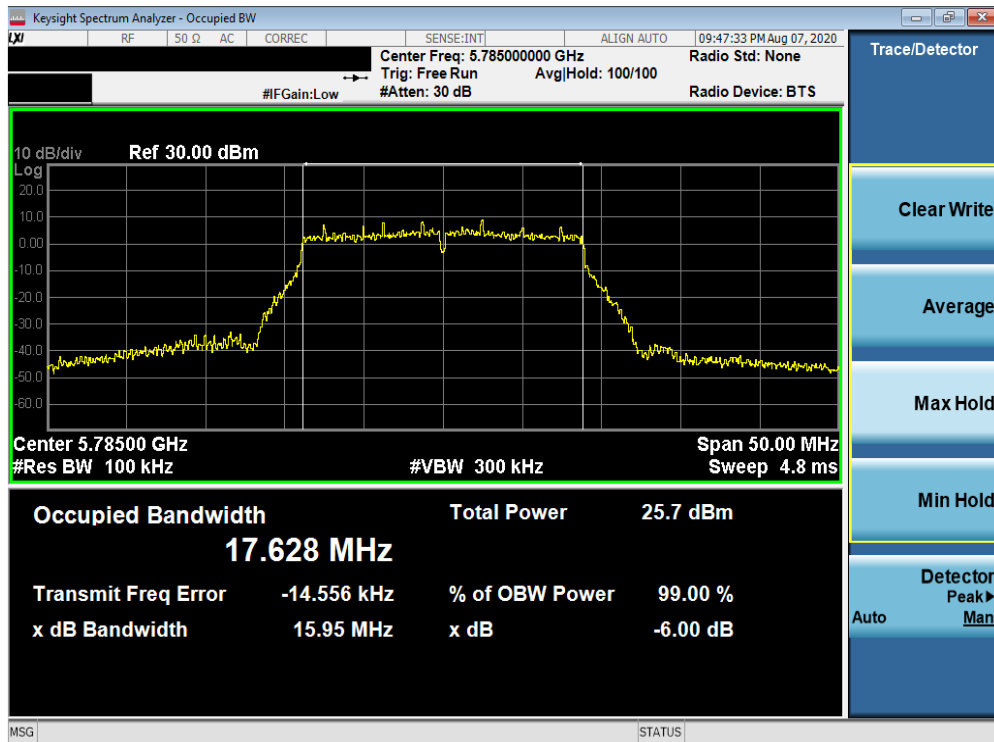


Plot 7-63. 6dB Bandwidth Plot SISO ANT1 (802.11a (UNII Band 3) – Ch. 165)

FCC ID: ZNFK920AM	<b>PCTEST</b> Proud to be part of element	MEASUREMENT REPORT (CERTIFICATION)	<b>LG</b>	Approved by: Quality Manager
Test Report S/N: 1M2007130107-06.ZNF	Test Dates: 07/30/2020 - 09/03/2020	EUT Type: Portable Handset		Page 49 of 167

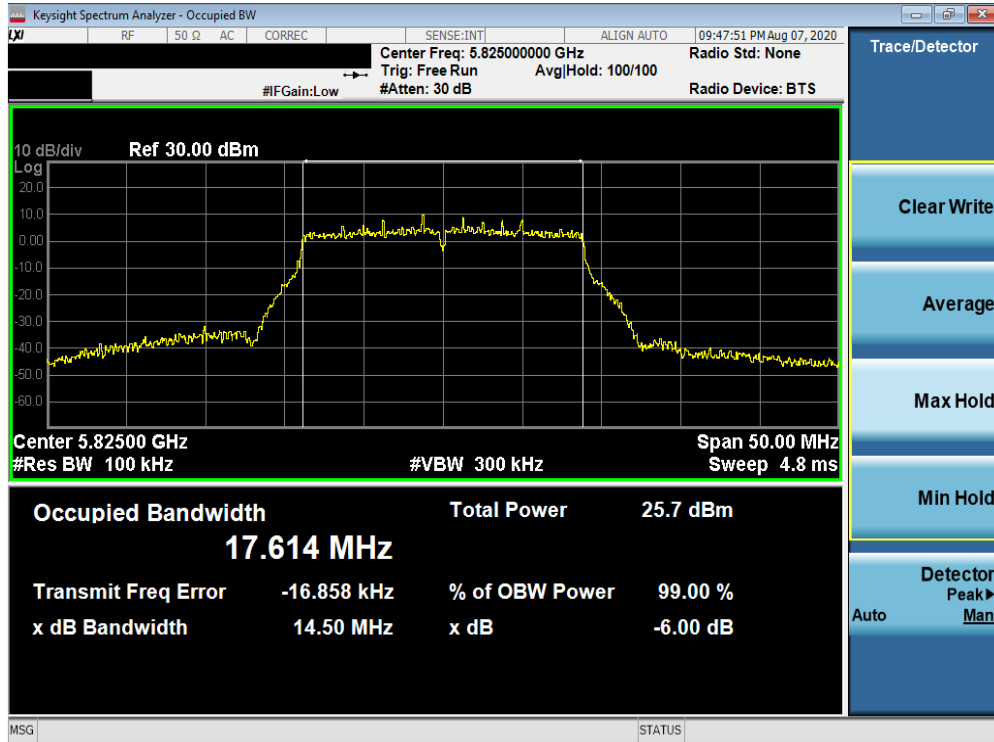


Plot 7-64. 6dB Bandwidth Plot SISO ANT1 (20MHz BW 802.11n (UNII Band 3) – Ch. 149)

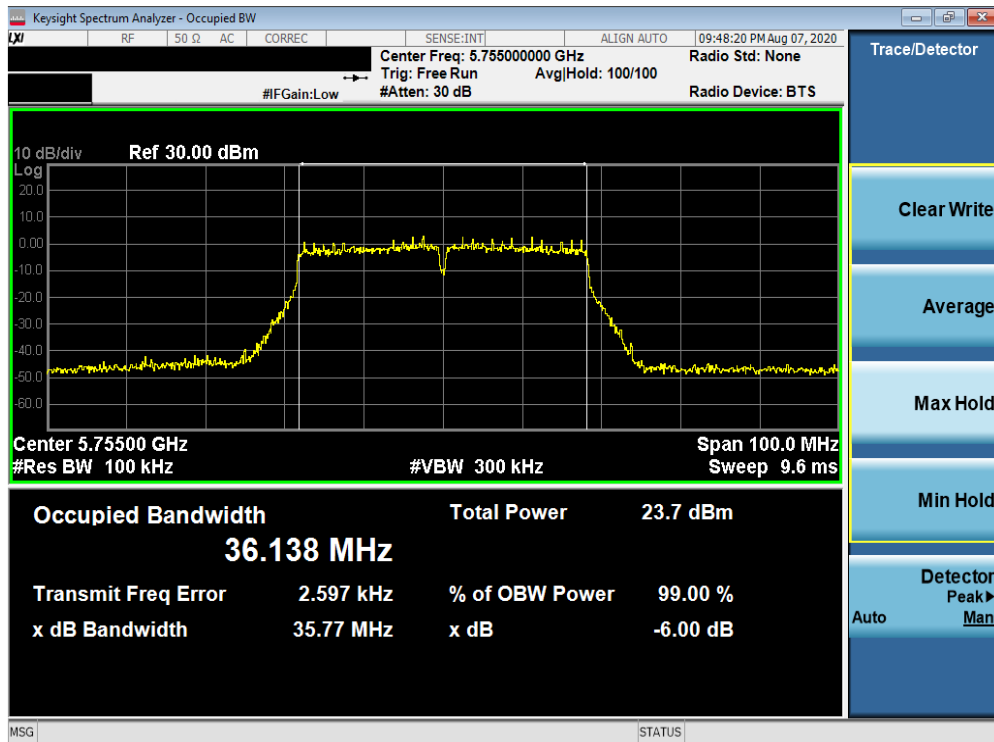


Plot 7-65. 6dB Bandwidth Plot SISO ANT1 (20MHz BW 802.11n (UNII Band 3) – Ch. 157)

FCC ID: ZNFK920AM	<b>PCTEST</b> Proud to be part of element	MEASUREMENT REPORT (CERTIFICATION)	<b>LG</b>	Approved by: Quality Manager
Test Report S/N: 1M2007130107-06.ZNF	Test Dates: 07/30/2020 - 09/03/2020	EUT Type: Portable Handset		Page 50 of 167

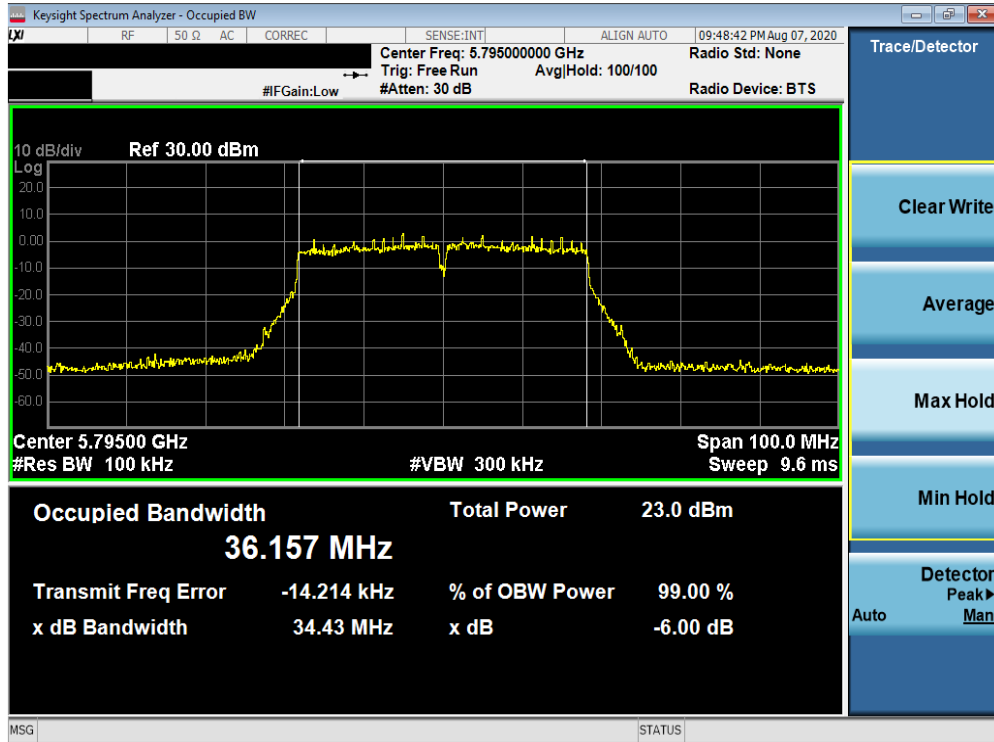


Plot 7-66. 6dB Bandwidth Plot SISO ANT1 (20MHz BW 802.11n (UNII Band 3) – Ch. 165)

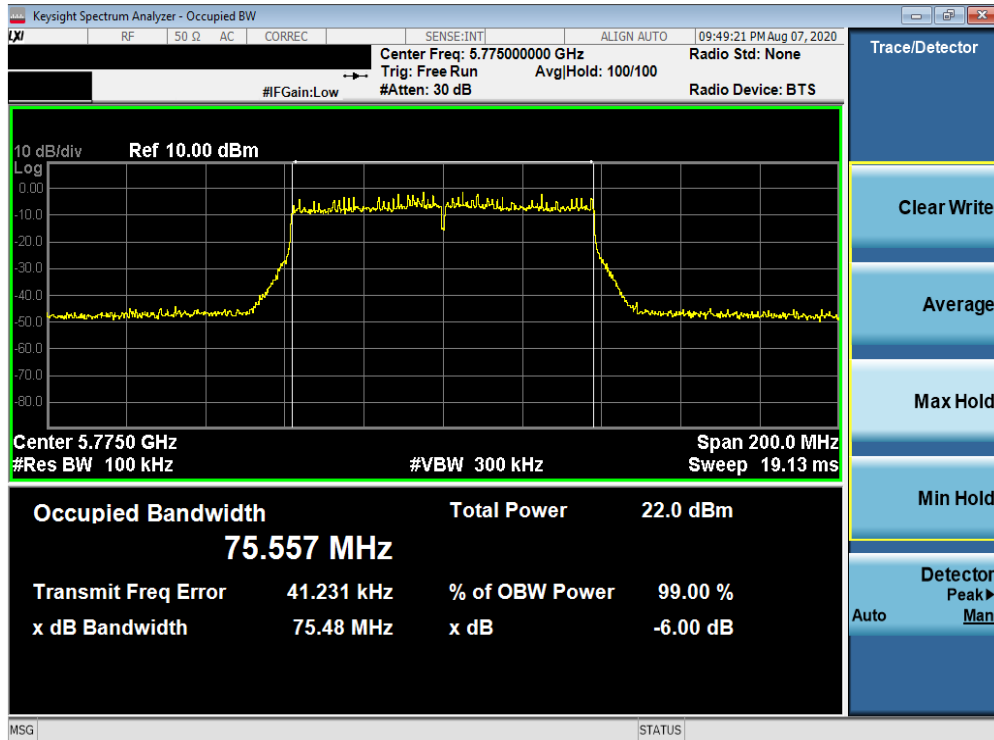


Plot 7-67. 6dB Bandwidth Plot SISO ANT1 (40MHz BW 802.11n (UNII Band 3) – Ch. 151)

FCC ID: ZNFK920AM	<b>PCTEST</b> Proud to be part of element	MEASUREMENT REPORT (CERTIFICATION)	<b>LG</b>	Approved by: Quality Manager
Test Report S/N: 1M2007130107-06.ZNF	Test Dates: 07/30/2020 - 09/03/2020	EUT Type: Portable Handset		Page 51 of 167



Plot 7-68. 6dB Bandwidth Plot SISO ANT1 (40MHz BW 802.11n (UNII Band 3) – Ch. 159)



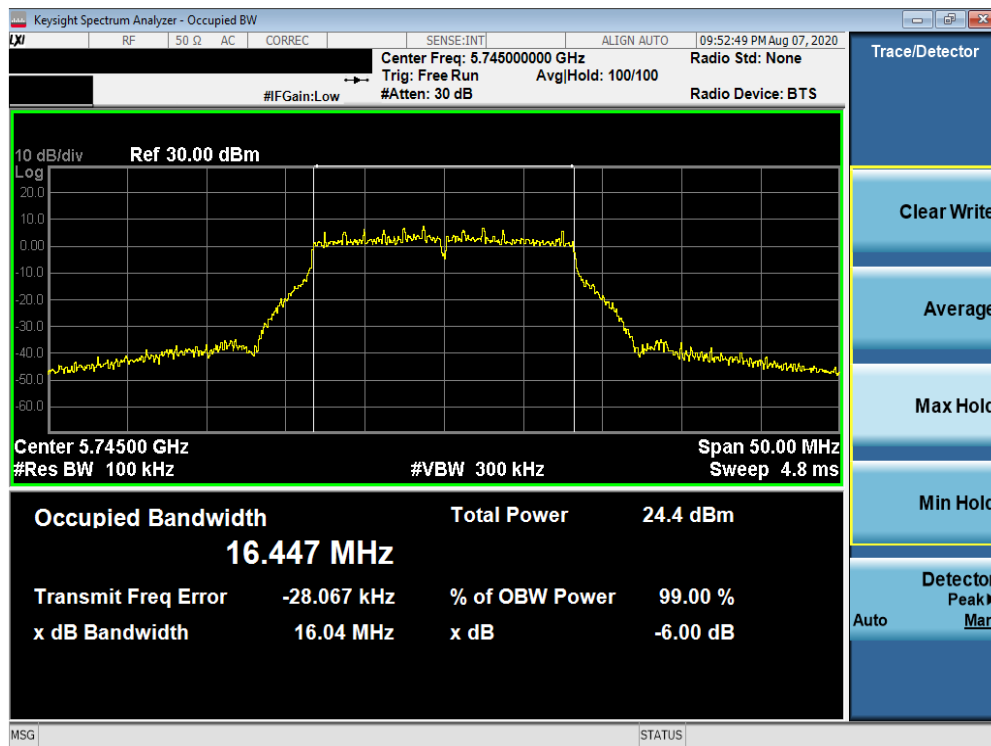
Plot 7-69. 6dB Bandwidth Plot SISO ANT1 (80MHz BW 802.11ac (UNII Band 3) – Ch. 155)

FCC ID: ZNFK920AM	<b>PCTEST</b> Proud to be part of element	MEASUREMENT REPORT (CERTIFICATION)	<b>LG</b>	Approved by: Quality Manager
Test Report S/N: 1M2007130107-06.ZNF	Test Dates: 07/30/2020 - 09/03/2020	EUT Type: Portable Handset		Page 52 of 167

## SISO Antenna-2 6dB Bandwidth Measurements

	Frequency [MHz]	Channel No.	802.11 Mode	Data Rate [Mbps]	Measured 6dB Bandwidth [MHz]
<b>Band 3</b>	5745	149	a	6	16.04
	5785	157	a	6	16.28
	5825	165	a	6	16.02
	5745	149	n (20MHz)	6.5/7.2 (MCS0)	16.10
	5785	157	n (20MHz)	6.5/7.2 (MCS0)	16.66
	5825	165	n (20MHz)	6.5/7.2 (MCS0)	15.93
	5755	151	n (40MHz)	13.5/15 (MCS0)	35.48
	5795	159	n (40MHz)	13.5/15 (MCS0)	35.79
	5775	155	ac (80MHz)	29.3/32.5 (MCS0)	75.53

**Table 7-5. Conducted Bandwidth Measurements SISO ANT2**

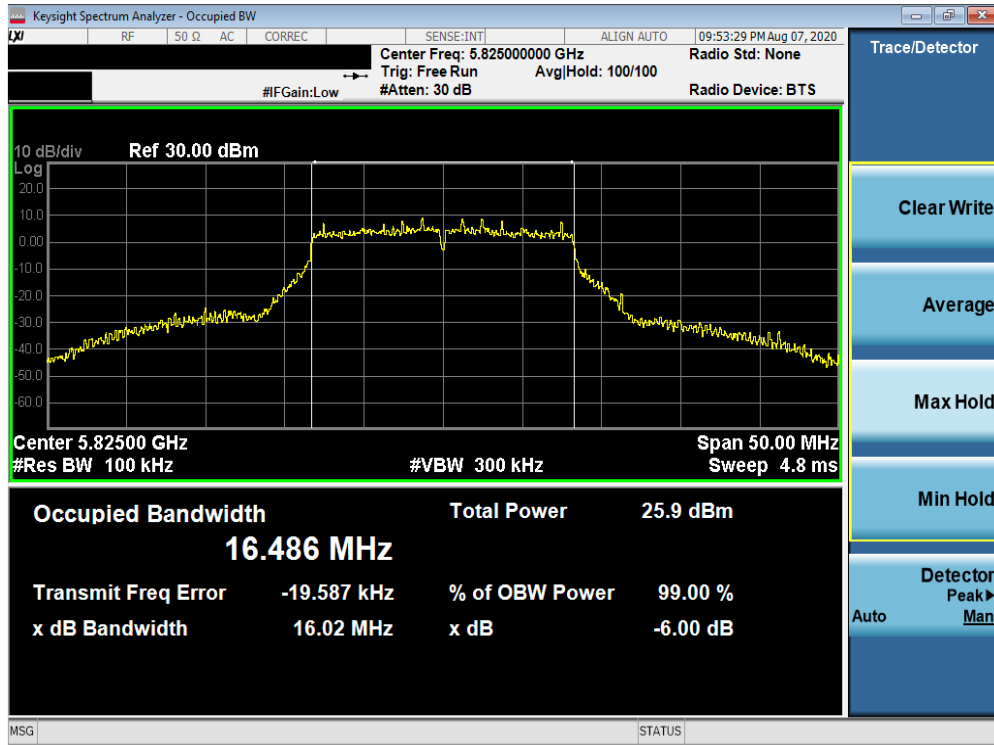


**Plot 7-70. 6dB Bandwidth Plot SISO ANT2 (802.11a (UNII Band 3) – Ch. 149)**

FCC ID: ZNFK920AM	<b>PCTEST</b> Proud to be part of element	MEASUREMENT REPORT (CERTIFICATION)	<b>LG</b>	Approved by: Quality Manager
Test Report S/N: 1M2007130107-06.ZNF	Test Dates: 07/30/2020 - 09/03/2020	EUT Type: Portable Handset		Page 53 of 167

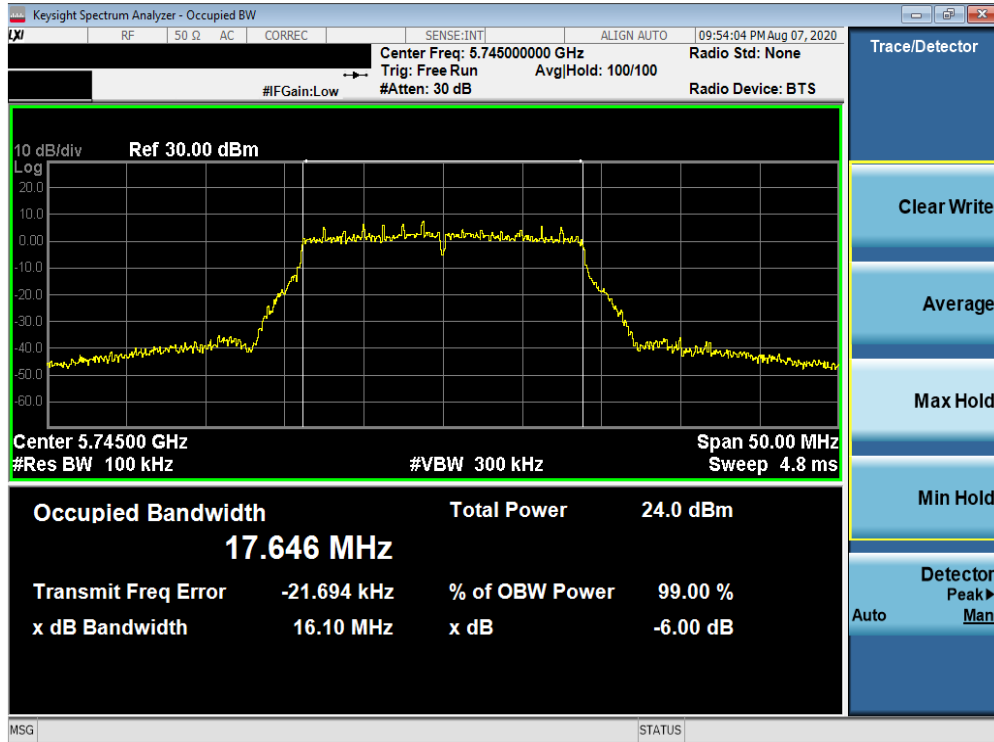


Plot 7-71. 6dB Bandwidth Plot SISO ANT2 (802.11a (UNII Band 3) – Ch. 157)

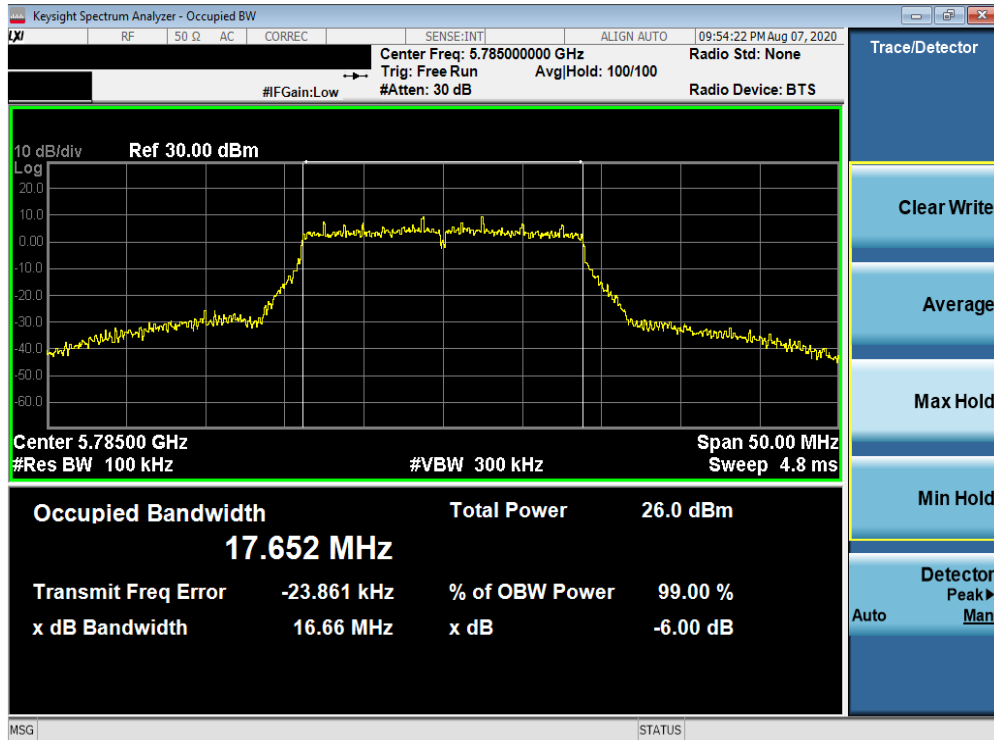


Plot 7-72. 6dB Bandwidth Plot SISO ANT2 (802.11a (UNII Band 3) – Ch. 165)

FCC ID: ZNFK920AM	<b>PCTEST</b> Proud to be part of element	MEASUREMENT REPORT (CERTIFICATION)	<b>LG</b>	Approved by: Quality Manager
Test Report S/N: 1M2007130107-06.ZNF	Test Dates: 07/30/2020 - 09/03/2020	EUT Type: Portable Handset		Page 54 of 167

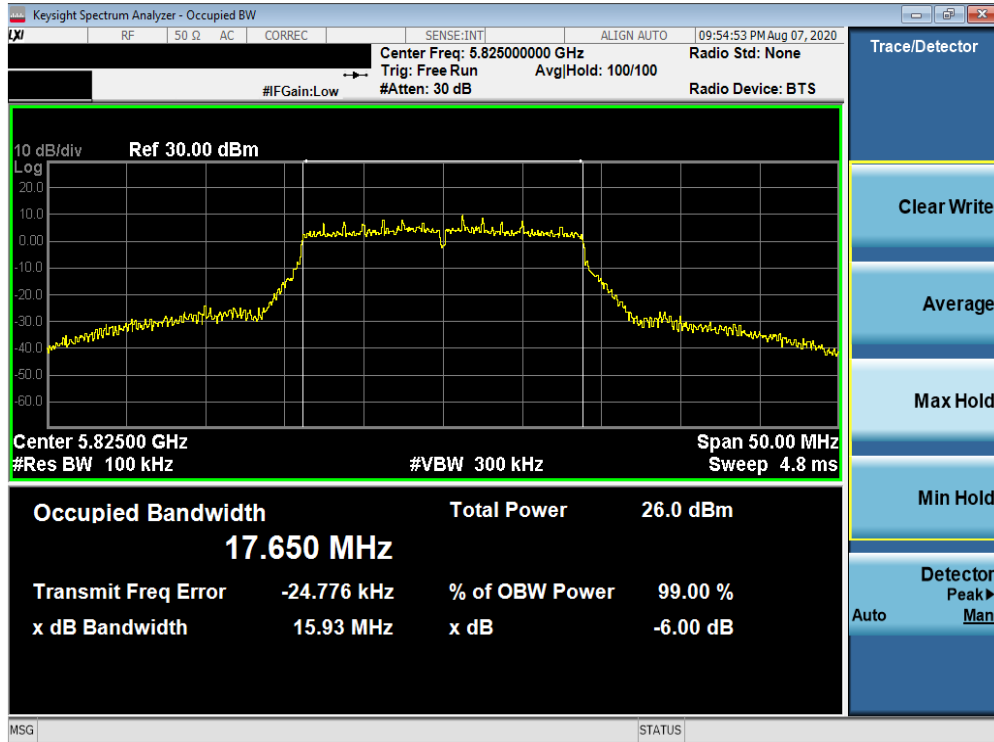


Plot 7-73. 6dB Bandwidth Plot SISO ANT2 (20MHz BW 802.11n (UNII Band 3) – Ch. 149)

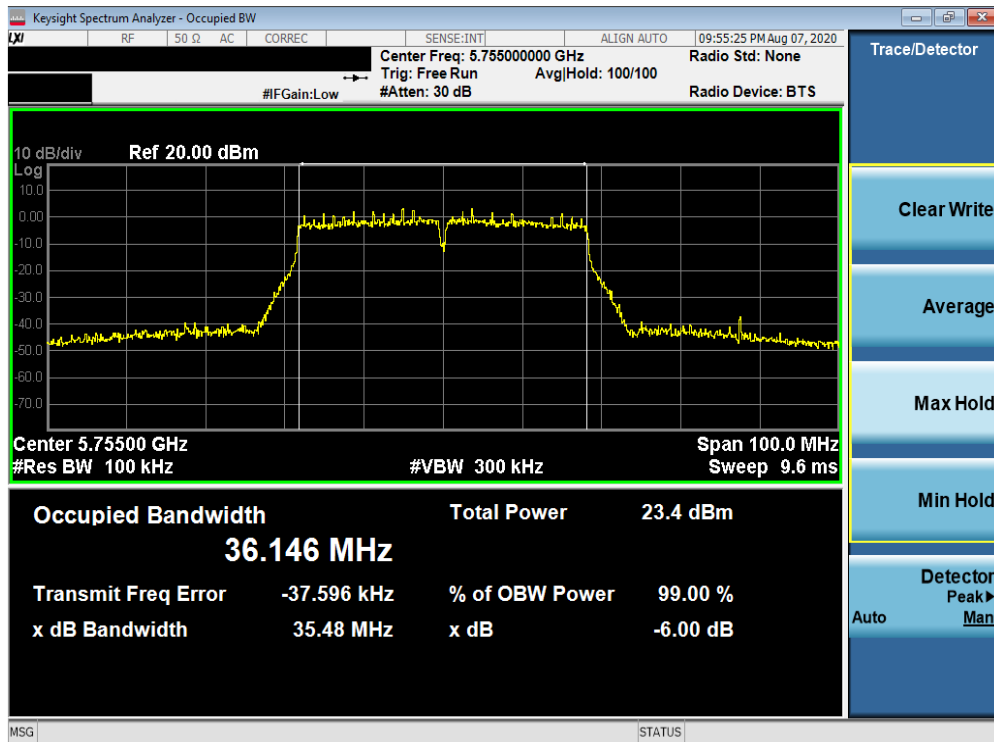


Plot 7-74. 6dB Bandwidth Plot SISO ANT2 (20MHz BW 802.11n (UNII Band 3) – Ch. 157)

FCC ID: ZNFK920AM	<b>PCTEST</b> Proud to be part of element	MEASUREMENT REPORT (CERTIFICATION)	<b>LG</b>	Approved by: Quality Manager
Test Report S/N: 1M2007130107-06.ZNF	Test Dates: 07/30/2020 - 09/03/2020	EUT Type: Portable Handset		Page 55 of 167



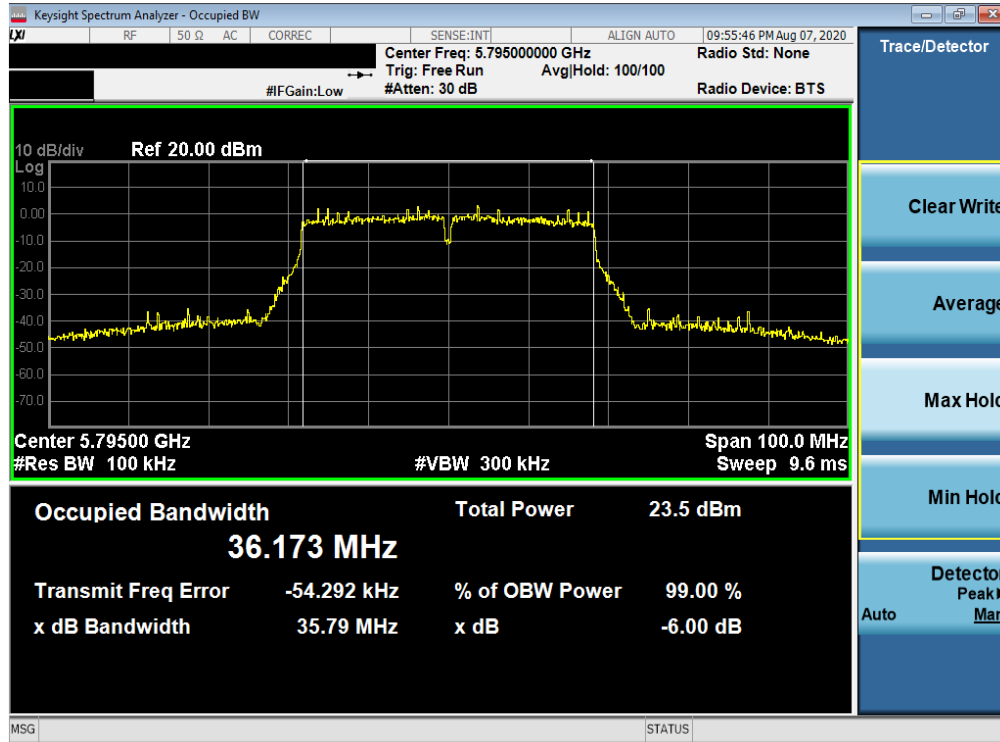
Plot 7-75. 6dB Bandwidth Plot SISO ANT2 (20MHz BW 802.11n (UNII Band 3) – Ch. 165)



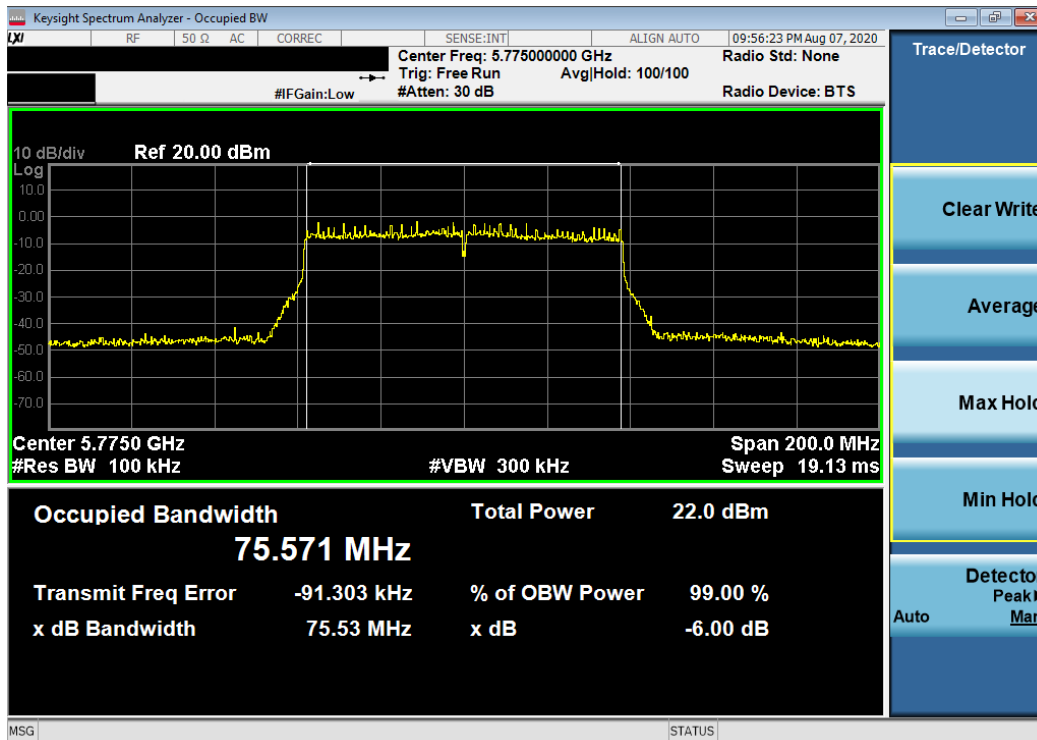
Plot 7-76. 6dB Bandwidth Plot SISO ANT2 (40MHz BW 802.11n (UNII Band 3) – Ch. 151)

FCC ID: ZNFK920AM	<b>PCTEST</b> Proud to be part of element	MEASUREMENT REPORT (CERTIFICATION)	<b>LG</b>	Approved by: Quality Manager
Test Report S/N: 1M2007130107-06.ZNF	Test Dates: 07/30/2020 - 09/03/2020	EUT Type: Portable Handset		Page 56 of 167





Plot 7-77. 6dB Bandwidth Plot SISO ANT2 (40MHz BW 802.11n (UNII Band 3) – Ch. 159)



Plot 7-78. 6dB Bandwidth Plot SISO ANT2 (80MHz BW 802.11ac (UNII Band 3) – Ch. 155)

FCC ID: ZNFK920AM	<b>PCTEST</b> Proud to be part of element	MEASUREMENT REPORT (CERTIFICATION)	<b>LG</b>	Approved by: Quality Manager
Test Report S/N: 1M2007130107-06.ZNF	Test Dates: 07/30/2020 - 09/03/2020	EUT Type: Portable Handset		Page 57 of 167

## 7.4 UNII Output Power Measurement – 802.11a/n/ac §15.407(a.1.iv) §15.407(a.2) §15.407(a.3); RSS-247 [6.2]

### Test Overview and Limits

A transmitter antenna terminal of the EUT is connected to the input of an RF pulse power sensor. Measurement is made using a broadband average power meter while the EUT is operating at its maximum duty cycle, at its maximum power control level, as defined in ANSI C63.10-2013 and KDB 789033 D02 v02r01, and at the appropriate frequencies.

***In the 5.15 – 5.25GHz band, the maximum permissible conducted output power is 250mW (23.98dBm). The maximum e.i.r.p. shall not exceed the lesser of 200 mW or  $10 + 10 \log_{10}B$ , dBm.***

***In the 5.25 – 5.35GHz band, the maximum permissible conducted output power is the lesser of 250mW (23.98dBm) or  $11 \text{ dBm} + 10\log_{10}(26\text{dB BW}) = 11 \text{ dBm} + 10\log_{10}(19.88) = 23.98\text{dBm}$ . The maximum e.i.r.p. shall not exceed the lesser of 1.0 W or  $17 + 10 \log_{10}B$ , dBm.***

***In the 5.47 – 5.725GHz band, the maximum permissible conducted output power is the lesser of 250mW (23.98dBm) or  $11 \text{ dBm} + 10\log_{10}(26\text{dB BW}) = 11 \text{ dBm} + 10\log_{10}(19.86) = 23.98\text{dBm}$ . The maximum e.i.r.p. shall not exceed the lesser of 1.0 W or  $17 + 10 \log_{10}B$ , dBm.***

***In the 5.725 – 5.850GHz band, the maximum permissible conducted output power is 1W (30dBm). The maximum e.i.r.p. is 36 dBm.***

### Test Procedure Used

ANSI C63.10-2013 – Section 12.3.3.2 Method PM-G  
KDB 789033 D02 v02r01 – Section E3)b) Method PM-G  
ANSI C63.10-2013 – Section 14.2 Measure-and-Sum Technique  
KDB 662911 v02r01 – Section E1) Measure-and-Sum Technique

### Test Settings

Average power measurements were performed only when the EUT was transmitting at its maximum power control level using a broadband power meter with a pulse sensor. The power meter implemented triggering and gating capabilities which were set up such that power measurements were recorded only during the ON time of the transmitter. The trace was averaged over 100 traces to obtain the final measured average power.

### Test Setup

The EUT and measurement equipment were set up as shown in the diagram below.



**Figure 7-3. Test Instrument & Measurement Setup**

### Test Notes

FCC ID: ZNFK920AM	<b>PCTEST</b> Proud to be part of element	MEASUREMENT REPORT (CERTIFICATION)		Approved by: Quality Manager
Test Report S/N: 1M2007130107-06.ZNF	Test Dates: 07/30/2020 - 09/03/2020	EUT Type: Portable Handset		Page 58 of 167

Per RSS-247 Section 6.2.3, transmission on channels which overlap the 5600-5650 MHz is prohibited. This device operates under these frequencies only under the control of a certified master device and does not support active scanning on these channels. This device does not transmit any beacons or initiate any transmissions in UNII Bands 2A or 2C.

FCC ID: ZNFK920AM	 PCTEST <sup>®</sup> Proud to be part of element	MEASUREMENT REPORT (CERTIFICATION)		Approved by: Quality Manager
Test Report S/N: 1M2007130107-06.ZNF	Test Dates: 07/30/2020 - 09/03/2020	EUT Type: Portable Handset		Page 59 of 167

© 2020 PCTEST

V 9.0 02/01/2019

All rights reserved. Unless otherwise specified, no part of this report may be reproduced or utilized in any part, form or by any means, electronic or mechanical, including photocopying and microfilm, without permission in writing from PCTEST. If you have any questions about this international copyright or have an enquiry about obtaining additional rights to this report or assembly of contents thereof, please contact [INFO@PCTEST.COM](mailto:INFO@PCTEST.COM).

## SISO Antenna-1 Conducted Output Power Measurements

5GHz (20MHz Bandwidth)	Freq [MHz]	Channel	Detector	IEEE Transmission Mode		
				802.11a	802.11n	802.11ac
	5180	36	AVG	15.96	15.81	15.86
	5200	40	AVG	17.92	17.90	17.90
	5220	44	AVG	15.96	15.83	15.83
	5240	48	AVG	15.97	15.92	15.92
	5260	52	AVG	15.96	15.98	15.96
	5280	56	AVG	18.23	17.95	17.99
	5300	60	AVG	16.12	15.96	15.96
	5320	64	AVG	15.96	15.93	15.85
	5500	100	AVG	16.19	15.93	15.94
	5520	104	AVG	16.16	15.96	15.98
	5540	108	AVG	15.93	15.96	15.97
	5560	112	AVG	16.14	15.98	15.97
	5580	116	AVG	16.14	15.93	15.99
	5600	120	AVG	16.15	15.97	15.96
	5620	124	AVG	16.18	15.91	15.94
	5640	128	AVG	16.25	15.96	15.93
	5660	132	AVG	16.28	15.99	15.94
	5680	136	AVG	16.15	15.94	15.96
	5700	140	AVG	16.21	15.92	15.97
	5720	144	AVG	16.14	15.97	15.97
	5745	149	AVG	16.21	15.98	15.98
	5765	153	AVG	16.31	15.94	15.96
	5785	157	AVG	18.23	17.98	17.98
	5805	161	AVG	18.25	17.94	17.93
	5825	165	AVG	18.23	17.97	17.95

Table 7-6. SISO ANT1 20MHz BW (UNII) Maximum Conducted Output Power

5GHz (40MHz Bandwidth)	Freq [MHz]	Channel	Detector	IEEE Transmission Mode	
				802.11n	802.11ac
	5190	38	AVG	14.96	14.97
	5230	46	AVG	14.80	14.83
	5270	54	AVG	15.29	15.34
	5310	62	AVG	14.22	14.23
	5510	102	AVG	13.46	13.44
	5550	110	AVG	14.97	14.97
	5590	118	AVG	14.96	14.96
	5630	126	AVG	15.23	15.27
	5670	134	AVG	14.95	14.98
	5710	142	AVG	15.24	15.21
	5755	151	AVG	15.29	15.32
	5795	159	AVG	14.94	14.96

Table 7-7. SISO ANT1 40MHz BW (UNII) Maximum Conducted Output Power

5GHz (80MHz Bandwidth)	Freq [MHz]	Channel	Detector	IEEE Transmission Mode
				802.11ac
	5210	42	AVG	12.65
	5290	58	AVG	12.91
	5530	106	AVG	12.72
	5610	122	AVG	12.93
	5690	138	AVG	12.94
	5775	155	AVG	12.85

Table 7-8. SISO ANT1 80MHz BW (UNII) Maximum Conducted Output Power

FCC ID: ZNFK920AM		MEASUREMENT REPORT (CERTIFICATION)		Approved by: Quality Manager
Test Report S/N: 1M2007130107-06.ZNF	Test Dates: 07/30/2020 - 09/03/2020	EUT Type: Portable Handset		Page 60 of 167

## SISO Antenna-2 Conducted Output Power Measurements

5GHz (20MHz Bandwidth)	Freq [MHz]	Channel	Detector	IEEE Transmission Mode		
				802.11a	802.11n	802.11ac
	5180	36	AVG	15.53	15.42	15.48
	5200	40	AVG	17.49	17.32	17.50
	5220	44	AVG	15.61	15.44	15.56
	5240	48	AVG	15.45	15.31	15.40
	5260	52	AVG	15.55	15.43	15.55
	5280	56	AVG	17.53	17.41	17.49
	5300	60	AVG	15.51	15.43	15.47
	5320	64	AVG	15.38	15.21	15.27
	5500	100	AVG	15.41	15.27	15.42
	5520	104	AVG	15.32	15.19	15.37
	5540	108	AVG	15.44	15.32	15.39
	5560	112	AVG	15.53	15.40	15.45
	5580	116	AVG	15.36	15.14	15.26
	5600	120	AVG	15.23	15.08	15.12
	5620	124	AVG	15.10	15.03	15.03
	5640	128	AVG	15.11	15.04	15.07
	5660	132	AVG	15.22	15.13	15.16
	5680	136	AVG	15.16	15.07	15.07
	5700	140	AVG	15.11	15.04	15.01
	5720	144	AVG	15.19	15.08	15.07
	5745	149	AVG	15.02	15.04	15.03
	5765	153	AVG	15.01	15.02	14.80
	5785	157	AVG	17.07	17.03	17.05
	5805	161	AVG	17.06	17.03	17.03
	5825	165	AVG	17.02	17.01	17.02

Table 7-9. SISO ANT2 20MHz BW (UNII) Maximum Conducted Output Power

5GHz (40MHz Bandwidth)	Freq [MHz]	Channel	Detector	IEEE Transmission Mode	
				802.11n	802.11ac
	5190	38	AVG	15.41	15.46
	5230	46	AVG	15.24	15.28
	5270	54	AVG	15.43	14.84
	5310	62	AVG	14.30	14.35
	5510	102	AVG	13.74	13.76
	5550	110	AVG	15.23	15.26
	5590	118	AVG	15.12	15.07
	5630	126	AVG	15.11	15.16
	5670	134	AVG	15.22	15.20
	5710	142	AVG	15.18	15.09
	5755	151	AVG	15.20	15.18
	5795	159	AVG	15.49	15.48

Table 7-10. SISO ANT2 40MHz BW (UNII) Maximum Conducted Output Power

5GHz (80MHz Bandwidth)	Freq [MHz]	Channel	Detector	IEEE Transmission Mode
				802.11ac
	5210	42	AVG	12.57
	5290	58	AVG	12.92
	5530	106	AVG	12.75
	5610	122	AVG	12.71
	5690	138	AVG	12.76
	5775	155	AVG	12.94

Table 7-11. SISO ANT2 80MHz BW (UNII) Maximum Conducted Output Power

FCC ID: ZNFK920AM		MEASUREMENT REPORT (CERTIFICATION)		Approved by: Quality Manager
Test Report S/N: 1M2007130107-06.ZNF	Test Dates: 07/30/2020 - 09/03/2020	EUT Type: Portable Handset		Page 61 of 167

## MIMO Maximum Conducted Output Power Measurements

5GHz (20MHz Bandwidth)	Freq [MHz]	Channel	Detector	Conducted Power [dBm]		
				ANT1	ANT2	MIMO
	5180	36	AVG	15.96	15.53	18.76
	5200	40	AVG	17.92	17.49	20.72
	5220	44	AVG	15.96	15.61	18.80
	5240	48	AVG	15.97	15.45	18.73
	5260	52	AVG	15.96	15.55	18.77
	5280	56	AVG	18.23	17.53	20.90
	5300	60	AVG	16.12	15.51	18.84
	5320	64	AVG	15.96	15.38	18.69
	5500	100	AVG	16.19	15.41	18.83
	5520	104	AVG	16.16	15.32	18.77
	5540	108	AVG	15.93	15.44	18.70
	5560	112	AVG	16.14	15.53	18.86
	5580	116	AVG	16.14	15.36	18.78
	5600	120	AVG	16.15	15.23	18.72
	5620	124	AVG	16.18	15.10	18.68
	5640	128	AVG	16.25	15.11	18.73
	5660	132	AVG	16.28	15.22	18.79
	5680	136	AVG	16.15	15.16	18.69
	5700	140	AVG	16.21	15.11	18.71
	5720	144	AVG	16.14	15.19	18.70
	5745	149	AVG	16.21	15.02	18.67
	5765	153	AVG	16.31	15.01	18.72
	5785	157	AVG	18.23	17.07	20.70
	5805	161	AVG	18.25	17.06	20.71
	5825	165	AVG	18.23	17.02	20.68

Table 7-12. MIMO 20MHz BW 802.11a (UNII) Maximum Conducted Output Power

5GHz (20MHz Bandwidth)	Freq [MHz]	Channel	Detector	Conducted Power [dBm]		
				ANT1	ANT2	MIMO
	5180	36	AVG	15.81	15.42	18.63
	5200	40	AVG	17.90	17.32	20.63
	5220	44	AVG	15.83	15.44	18.65
	5240	48	AVG	15.92	15.31	18.64
	5260	52	AVG	15.98	15.43	18.72
	5280	56	AVG	17.95	17.41	20.70
	5300	60	AVG	15.96	15.43	18.71
	5320	64	AVG	15.93	15.21	18.60
	5500	100	AVG	15.93	15.27	18.62
	5520	104	AVG	15.96	15.19	18.60
	5540	108	AVG	15.96	15.32	18.66
	5560	112	AVG	15.98	15.40	18.71
	5580	116	AVG	15.93	15.14	18.56
	5600	120	AVG	15.97	15.08	18.56
	5620	124	AVG	15.91	15.03	18.50
	5640	128	AVG	15.96	15.04	18.53
	5660	132	AVG	15.99	15.13	18.59
	5680	136	AVG	15.94	15.07	18.54
	5700	140	AVG	15.92	15.04	18.51
	5720	144	AVG	15.97	15.08	18.56
	5745	149	AVG	15.98	15.04	18.55
	5765	153	AVG	15.94	15.02	18.51
	5785	157	AVG	17.98	17.03	20.54
	5805	161	AVG	17.94	17.03	20.52
	5825	165	AVG	17.97	17.01	20.53

Table 7-13. MIMO 20MHz BW 802.11n (UNII) Maximum Conducted Output Power

FCC ID: ZNFK920AM		MEASUREMENT REPORT (CERTIFICATION)			Approved by: Quality Manager
Test Report S/N: 1M2007130107-06.ZNF	Test Dates: 07/30/2020 - 09/03/2020	EUT Type: Portable Handset			Page 62 of 167

5GHz (20MHz Bandwidth)	Freq [MHz]	Channel	Detector	Conducted Power [dBm]		
				ANT1	ANT2	MIMO
	5180	36	AVG	15.86	15.48	18.68
	5200	40	AVG	17.90	17.50	20.71
	5220	44	AVG	15.83	15.56	18.71
	5240	48	AVG	15.92	15.40	18.68
	5260	52	AVG	15.96	15.55	18.77
	5280	56	AVG	17.99	17.49	20.76
	5300	60	AVG	15.96	15.47	18.73
	5320	64	AVG	15.85	15.27	18.58
	5500	100	AVG	15.94	15.42	18.70
	5520	104	AVG	15.98	15.37	18.70
	5540	108	AVG	15.97	15.39	18.70
	5560	112	AVG	15.97	15.45	18.73
	5580	116	AVG	15.99	15.26	18.65
	5600	120	AVG	15.96	15.12	18.57
	5620	124	AVG	15.94	15.03	18.52
	5640	128	AVG	15.93	15.07	18.53
	5660	132	AVG	15.94	15.16	18.58
	5680	136	AVG	15.96	15.07	18.55
	5700	140	AVG	15.97	15.01	18.53
	5720	144	AVG	15.97	15.07	18.55
	5745	149	AVG	15.98	15.03	18.54
	5765	153	AVG	15.96	14.80	18.43
	5785	157	AVG	17.98	17.05	20.55
	5805	161	AVG	17.93	17.03	20.51
	5825	165	AVG	17.95	17.02	20.52

Table 7-14. MIMO 20MHz BW 802.11ac (UNII) Maximum Conducted Output Power

5GHz (40MHz Bandwidth)	Freq [MHz]	Channel	Detector	Conducted Power [dBm]		
				ANT1	ANT2	MIMO
	5190	38	AVG	14.96	15.41	18.20
	5230	46	AVG	14.80	15.24	18.04
	5270	54	AVG	15.29	15.43	18.37
	5310	62	AVG	14.22	14.30	17.27
	5510	102	AVG	13.46	13.74	16.61
	5550	110	AVG	14.97	15.23	18.11
	5590	118	AVG	14.96	15.12	18.05
	5630	126	AVG	15.23	15.11	18.18
	5670	134	AVG	14.95	15.22	18.10
	5710	142	AVG	15.24	15.18	18.22
	5755	151	AVG	15.29	15.20	18.26
	5795	159	AVG	14.94	15.49	18.23

Table 7-15. MIMO 40MHz BW 802.11n (UNII) Maximum Conducted Output Power

FCC ID: ZNFK920AM		MEASUREMENT REPORT (CERTIFICATION)			Approved by: Quality Manager
Test Report S/N: 1M2007130107-06.ZNF	Test Dates: 07/30/2020 - 09/03/2020	EUT Type: Portable Handset			Page 63 of 167

5GHz (40MHz Bandwidth)	Freq [MHz]	Channel	Detector	Conducted Power [dBm]		
				ANT1	ANT2	MIMO
	5190	38	AVG	14.97	15.46	18.23
	5230	46	AVG	14.83	15.28	18.07
	5270	54	AVG	15.34	14.84	18.11
	5310	62	AVG	14.23	14.35	17.30
	5510	102	AVG	13.44	13.76	16.61
	5550	110	AVG	14.97	15.26	18.13
	5590	118	AVG	14.96	15.07	18.03
	5630	126	AVG	15.27	15.16	18.23
	5670	134	AVG	14.98	15.20	18.10
	5710	142	AVG	15.21	15.09	18.16
	5755	151	AVG	15.32	15.18	18.26
	5795	159	AVG	14.96	15.48	18.24

**Table 7-16. MIMO 40MHz BW 802.11ac (UNII) Maximum Conducted Output Power**

5GHz (80MHz Bandwidth)	Freq [MHz]	Channel	Detector	Conducted Power [dBm]		
				ANT1	ANT2	MIMO
	5210	42	AVG	12.65	12.57	15.62
	5290	58	AVG	12.91	12.92	15.93
	5530	106	AVG	12.72	12.75	15.75
	5610	122	AVG	12.93	12.71	15.83
	5690	138	AVG	12.94	12.76	15.86
	5775	155	AVG	12.85	12.94	15.91

**Table 7-17. MIMO 80MHz BW 802.11ac (UNII) Maximum Conducted Output Power**

FCC ID: ZNFK920AM		MEASUREMENT REPORT (CERTIFICATION)			Approved by: Quality Manager
Test Report S/N: 1M2007130107-06.ZNF	Test Dates: 07/30/2020 - 09/03/2020	EUT Type: Portable Handset			Page 64 of 167



**Note:**

Per ANSI C63.10-2013 and KDB 662911 v02r01 Section E1), the conducted powers at Antenna 1 and Antenna 2 were first measured separately during MIMO transmission as shown in the section above. The measured values were then summed in linear power units then converted back to dBm.

**Sample MIMO Calculation:**

At 5180MHz in 802.11n (20MHz BW) mode, the average conducted output power was measured to be 15.81 dBm for Antenna-1 and 15.42 dBm for Antenna-2.

Antenna 1 + Antenna 2 = MIMO

$$(15.81 \text{ dBm} + 15.42 \text{ dBm}) = (38.11 \text{ mW} + 34.83 \text{ mW}) = 72.94 \text{ mW} = 18.63 \text{ dBm}$$

FCC ID: ZNFK920AM		MEASUREMENT REPORT (CERTIFICATION)		Approved by: Quality Manager
Test Report S/N: 1M2007130107-06.ZNF	Test Dates: 07/30/2020 - 09/03/2020	EUT Type: Portable Handset	Page 65 of 167	

## 7.5 Maximum Power Spectral Density – 802.11a/n/ac §15.407(a.1.iv) §15.407(a.2) §15.407(a.3); RSS-247 [6.2]

### Test Overview and Limit

The spectrum analyzer was connected to the antenna terminal while the EUT was operating at its maximum duty cycle, at its maximum power control level, as defined in ANSI C63.10-2013 and KDB 789033 D02 v02r01, and at the appropriate frequencies. Method SA-1, as defined in ANSI C63.10-2013 and KDB 789033 D02 v02r01, was used to measure the power spectral density.

***In the 5.15 – 5.25GHz, 5.25 – 5.35GHz, 5.47 – 5.725GHz bands, the maximum permissible power spectral density is 11dBm/MHz.***

***In the 5.725 – 5.850GHz band, the maximum permissible power spectral density is 30dBm/500kHz.***

### Test Procedure Used

ANSI C63.10-2013 – Section 12.3.2.2

KDB 789033 D02 v02r01 – Section F

ANSI C63.10-2013 – Section 14.3.2.2 Measure-and-Sum Technique

KDB 662911 v02r01 – Section E)2) Measure-and-Sum Technique

### Test Settings

1. Analyzer was set to the center frequency of the UNII channel under investigation
2. Span was set to encompass the entire emission bandwidth of the signal
3. RBW = 1MHz
4. VBW = 3MHz
5. Number of sweep points  $\geq 2 \times (\text{span/RBW})$
6. Sweep time = auto
7. Detector = power averaging (RMS)
8. Trigger was set to free run for all modes
9. Trace was averaged over 100 sweeps
10. The peak search function of the spectrum analyzer was used to find the peak of the spectrum.

### Test Setup

The EUT and measurement equipment were set up as shown in the diagram below.



**Figure 7-4. Test Instrument & Measurement Setup**

### Test Notes

None

FCC ID: ZNFK920AM	 <b>PCTEST</b> Proud to be part of  element	MEASUREMENT REPORT (CERTIFICATION)		Approved by: Quality Manager
Test Report S/N: 1M2007130107-06.ZNF	Test Dates: 07/30/2020 - 09/03/2020	EUT Type: Portable Handset		Page 66 of 167

© 2020 PCTEST

V 9.0 02/01/2019

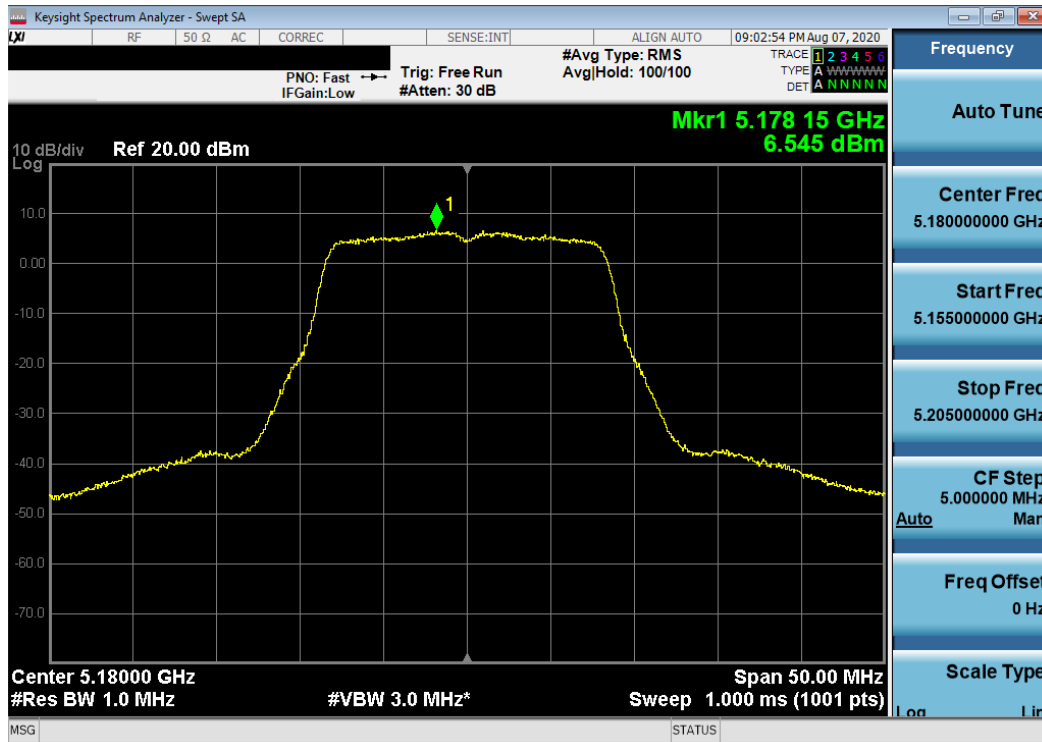
All rights reserved. Unless otherwise specified, no part of this report may be reproduced or utilized in any part, form or by any means, electronic or mechanical, including photocopying and microfilm, without permission in writing from PCTEST. If you have any questions about this international copyright or have an enquiry about obtaining additional rights to this report or assembly of contents thereof, please contact [INFO@PCTEST.COM](mailto:INFO@PCTEST.COM).

## SISO Antenna-1 Power Spectral Density Measurements

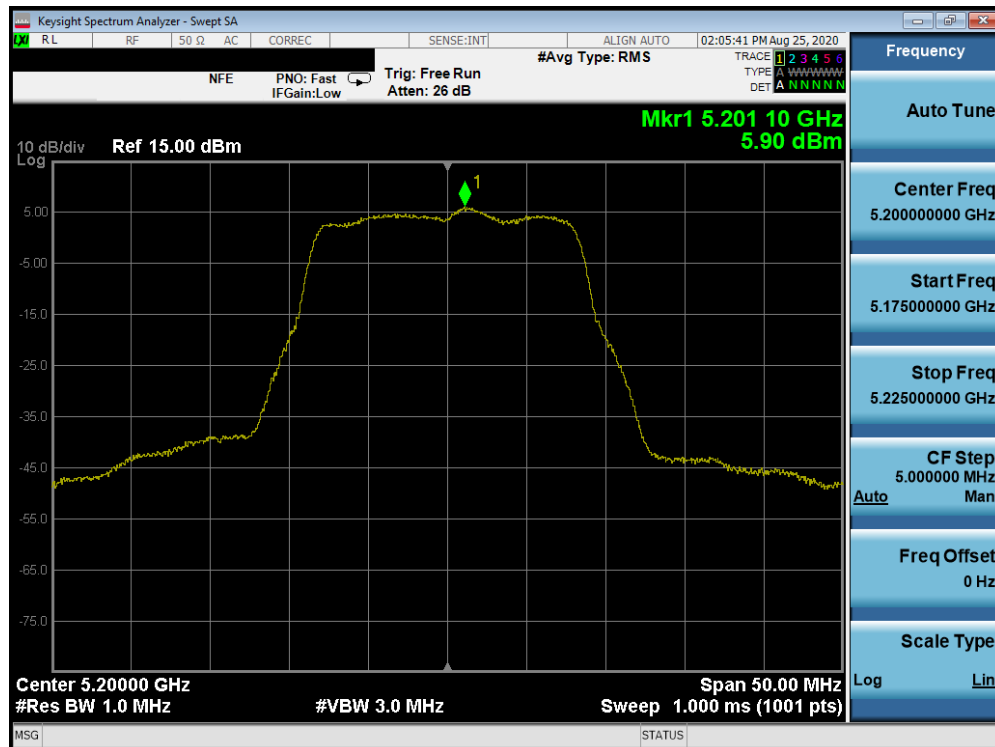
	Frequency [MHz]	Channel No.	802.11 Mode	Data Rate [Mbps]	Measured Power Density [dBm]	Max Power Density [dBm/MHz]	Margin [dB]
Band 1	5180	36	a	6	6.55	11.0	-4.46
	5200	40	a	6	5.90	11.0	-5.10
	5240	48	a	6	6.51	11.0	-4.50
	5180	36	n (20MHz)	6.5/7.2 (MCS0)	6.07	11.0	-4.93
	5200	40	n (20MHz)	6.5/7.2 (MCS0)	8.08	11.0	-2.92
	5240	48	n (20MHz)	6.5/7.2 (MCS0)	6.10	11.0	-4.90
	5190	38	n (40MHz)	13.5/15 (MCS0)	2.22	11.0	-8.78
	5230	46	n (40MHz)	13.5/15 (MCS0)	2.52	11.0	-8.49
	5210	42	ac (80MHz)	29.3/32.5 (MCS0)	-3.60	11.0	-14.60
Band 2A	5260	52	a	6	6.51	11.0	-4.49
	5280	56	a	6	6.20	11.0	-4.80
	5320	64	a	6	6.92	11.0	-4.08
	5260	52	n (20MHz)	6.5/7.2 (MCS0)	6.12	11.0	-4.88
	5280	56	n (20MHz)	6.5/7.2 (MCS0)	7.20	11.0	-3.80
	5320	64	n (20MHz)	6.5/7.2 (MCS0)	6.55	11.0	-4.46
	5270	54	n (40MHz)	13.5/15 (MCS0)	2.80	11.0	-8.20
	5310	62	n (40MHz)	13.5/15 (MCS0)	1.53	11.0	-9.47
	5290	58	ac (80MHz)	29.3/32.5 (MCS0)	-3.78	11.0	-14.78
Band 2C	5500	100	a	6	6.43	11.0	-4.57
	5600	120	a	6	6.50	11.0	-4.50
	5720	144	a	6	7.10	11.0	-3.90
	5500	100	n (20MHz)	6.5/7.2 (MCS0)	6.08	11.0	-4.92
	5600	120	n (20MHz)	6.5/7.2 (MCS0)	6.13	11.0	-4.87
	5720	144	n (20MHz)	6.5/7.2 (MCS0)	6.74	11.0	-4.26
	5510	102	n (40MHz)	13.5/15 (MCS0)	0.35	11.0	-10.65
	5590	118	n (40MHz)	13.5/15 (MCS0)	2.15	11.0	-8.85
	5710	142	n (40MHz)	13.5/15 (MCS0)	2.94	11.0	-8.06
	5530	106	ac (80MHz)	29.3/32.5 (MCS0)	-3.50	11.0	-14.50
	5610	122	ac (80MHz)	29.3/32.5 (MCS0)	-4.01	11.0	-15.01
	5690	138	ac (80MHz)	29.3/32.5 (MCS0)	-2.94	11.0	-13.94

Table 7-18. Bands 1, 2A, 2C Conducted Power Spectral Density Measurements SISO ANT1

FCC ID: ZNFK920AM		MEASUREMENT REPORT (CERTIFICATION)		Approved by: Quality Manager
Test Report S/N: 1M2007130107-06.ZNF	Test Dates: 07/30/2020 - 09/03/2020	EUT Type: Portable Handset	Page 67 of 167	

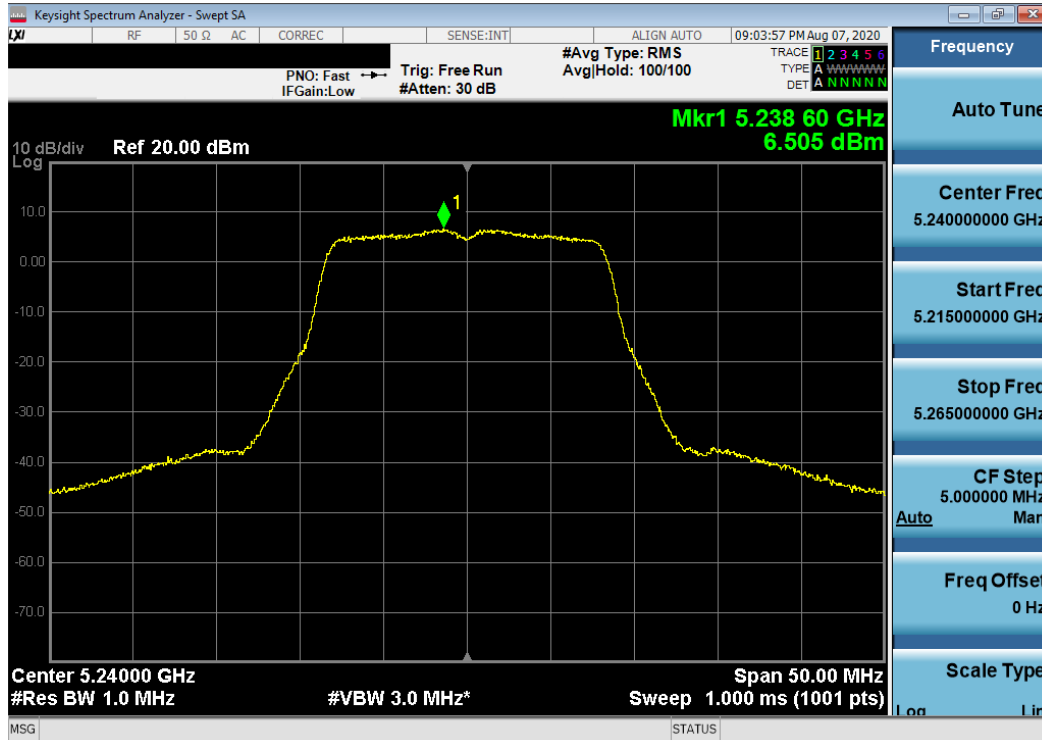


Plot 7-79. Power Spectral Density Plot SISO ANT1 (802.11a (UNII Band 1) – Ch. 36)

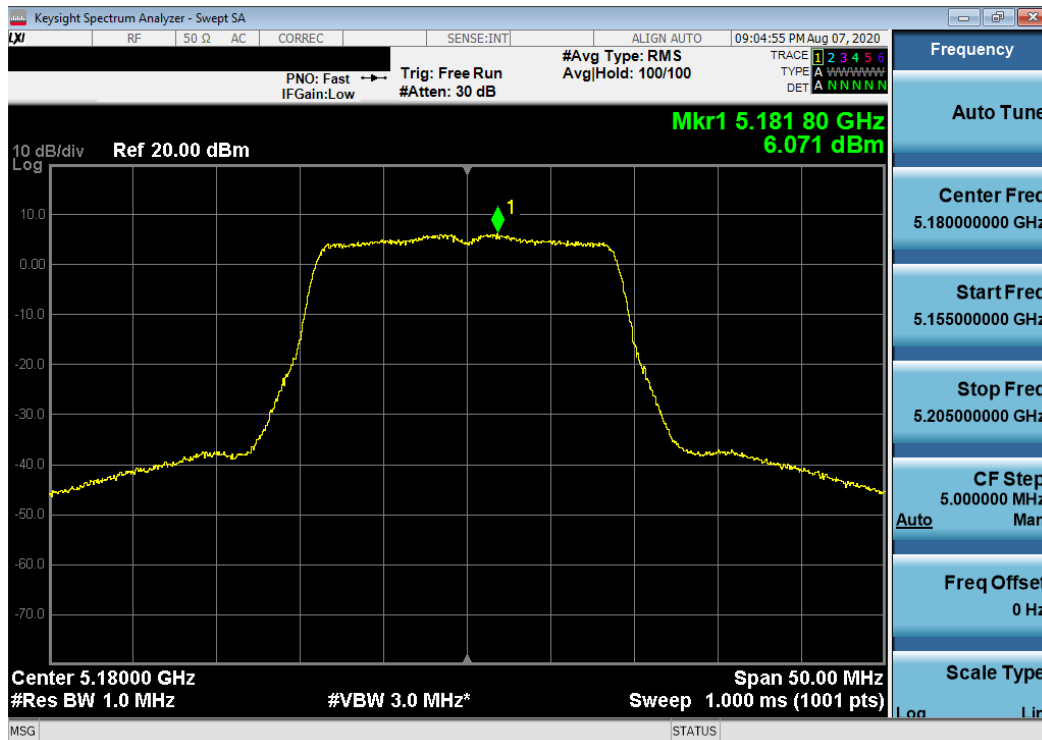


Plot 7-80. Power Spectral Density Plot SISO ANT1 (802.11a (UNII Band 1) – Ch. 40)

FCC ID: ZNFK920AM	<b>PCTEST</b> Proud to be part of element	MEASUREMENT REPORT (CERTIFICATION)	<b>LG</b>	Approved by: Quality Manager
Test Report S/N: 1M2007130107-06.ZNF	Test Dates: 07/30/2020 - 09/03/2020	EUT Type: Portable Handset		Page 68 of 167

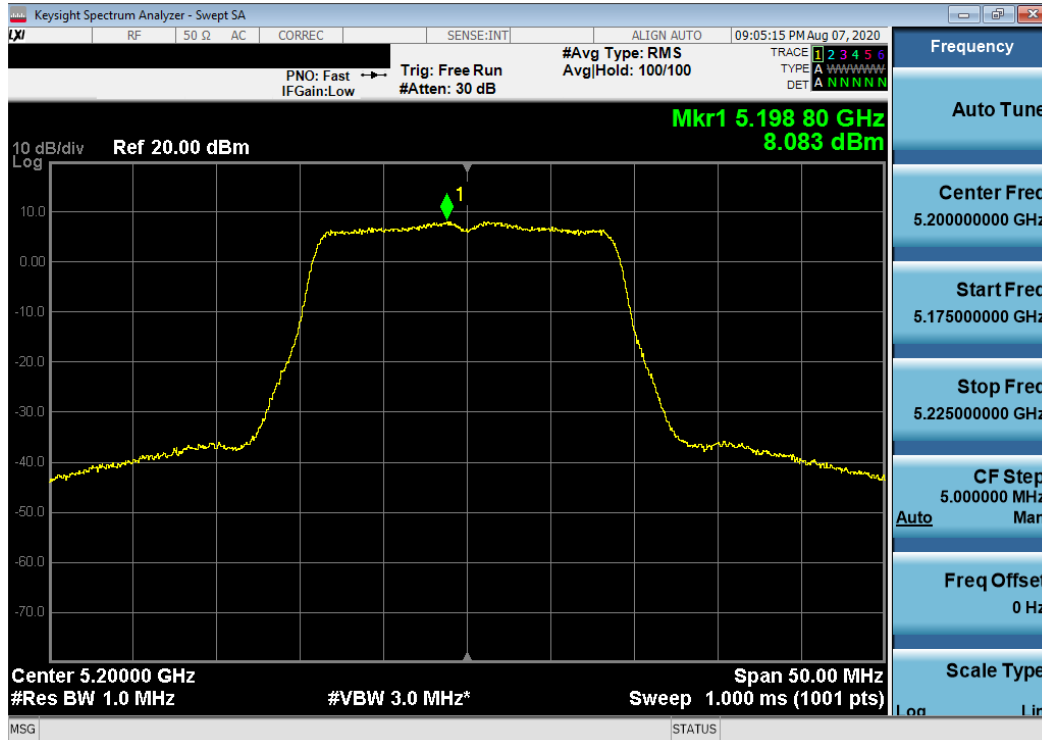


Plot 7-81. Power Spectral Density Plot SISO ANT1 (802.11a (UNII Band 1) – Ch. 48)

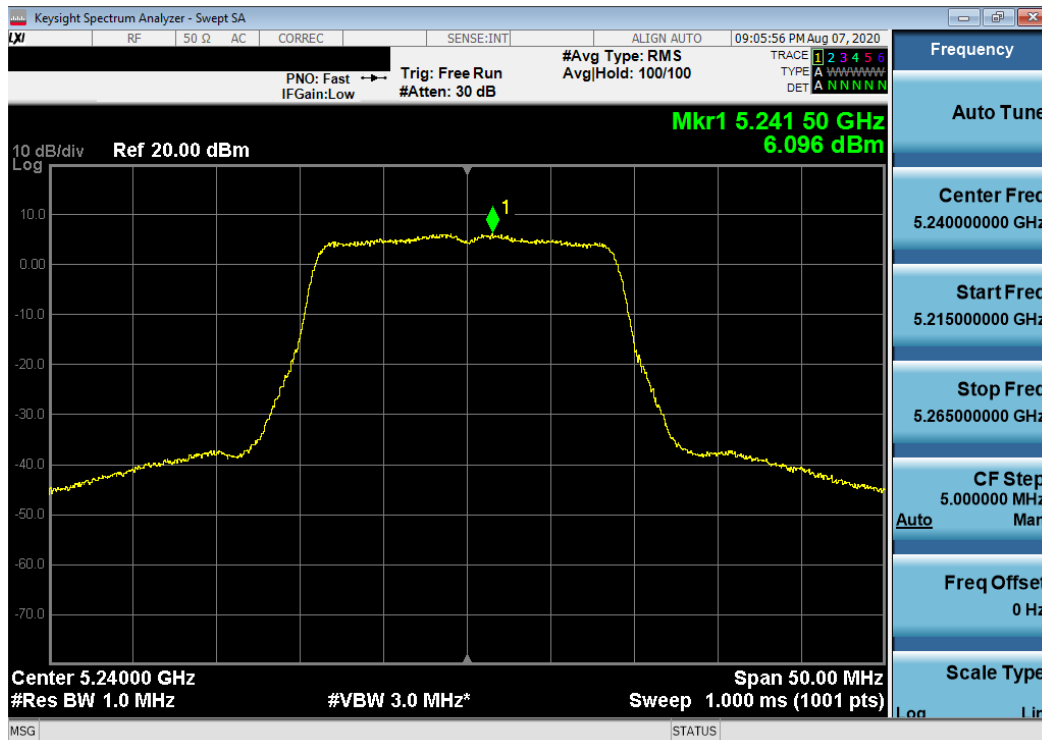


Plot 7-82. Power Spectral Density Plot SISO ANT1 (20MHz BW 802.11n (UNII Band 1) – Ch. 36)

FCC ID: ZNFK920AM	<b>PCTEST</b> Proud to be part of element	MEASUREMENT REPORT (CERTIFICATION)	<b>LG</b>	Approved by: Quality Manager
Test Report S/N: 1M2007130107-06.ZNF	Test Dates: 07/30/2020 - 09/03/2020	EUT Type: Portable Handset		Page 69 of 167

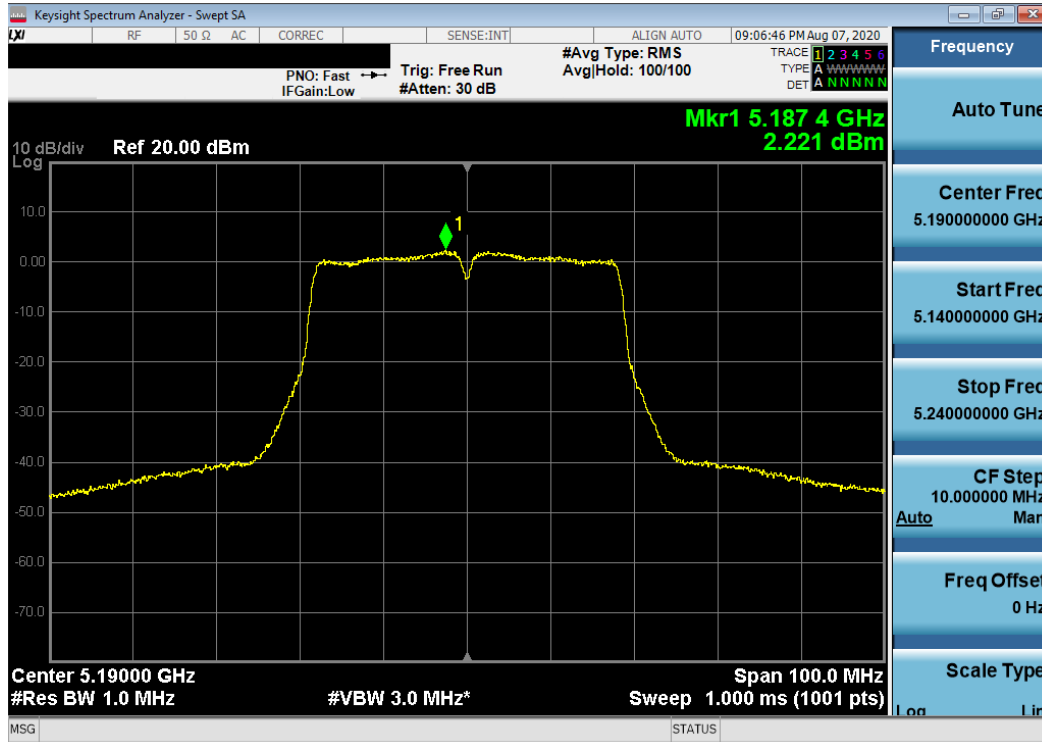


Plot 7-83. Power Spectral Density Plot SISO ANT1 (20MHz BW 802.11n (UNII Band 1) – Ch. 40)

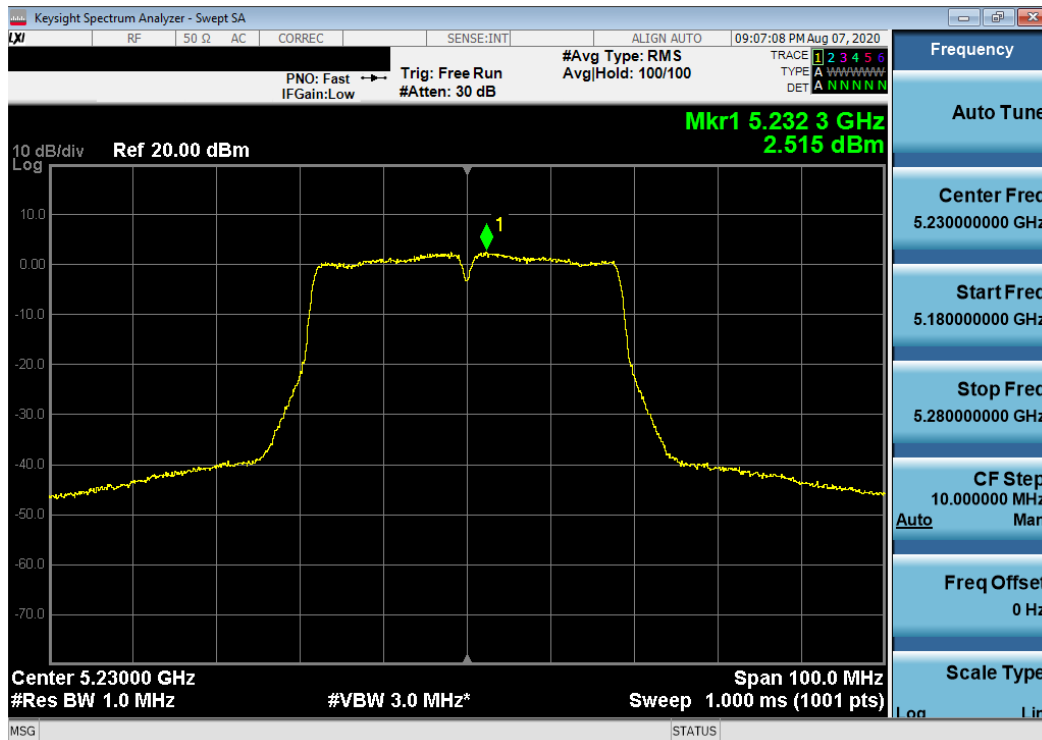


Plot 7-84. Power Spectral Density Plot SISO ANT1 (20MHz BW 802.11n (UNII Band 1) – Ch. 48)

FCC ID: ZNFK920AM	<b>PCTEST</b> Proud to be part of element	MEASUREMENT REPORT (CERTIFICATION)	<b>LG</b>	Approved by: Quality Manager
Test Report S/N: 1M2007130107-06.ZNF	Test Dates: 07/30/2020 - 09/03/2020	EUT Type: Portable Handset		Page 70 of 167

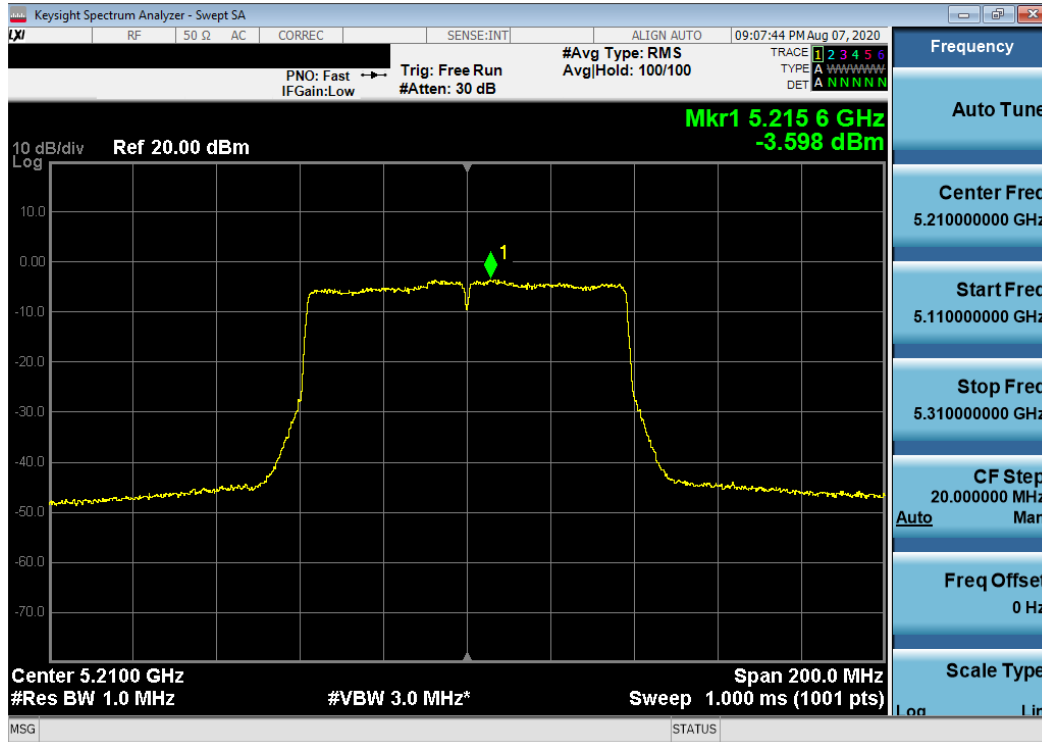


Plot 7-85. Power Spectral Density Plot SISO ANT1 (40MHz BW 802.11n (UNII Band 1) – Ch. 38)

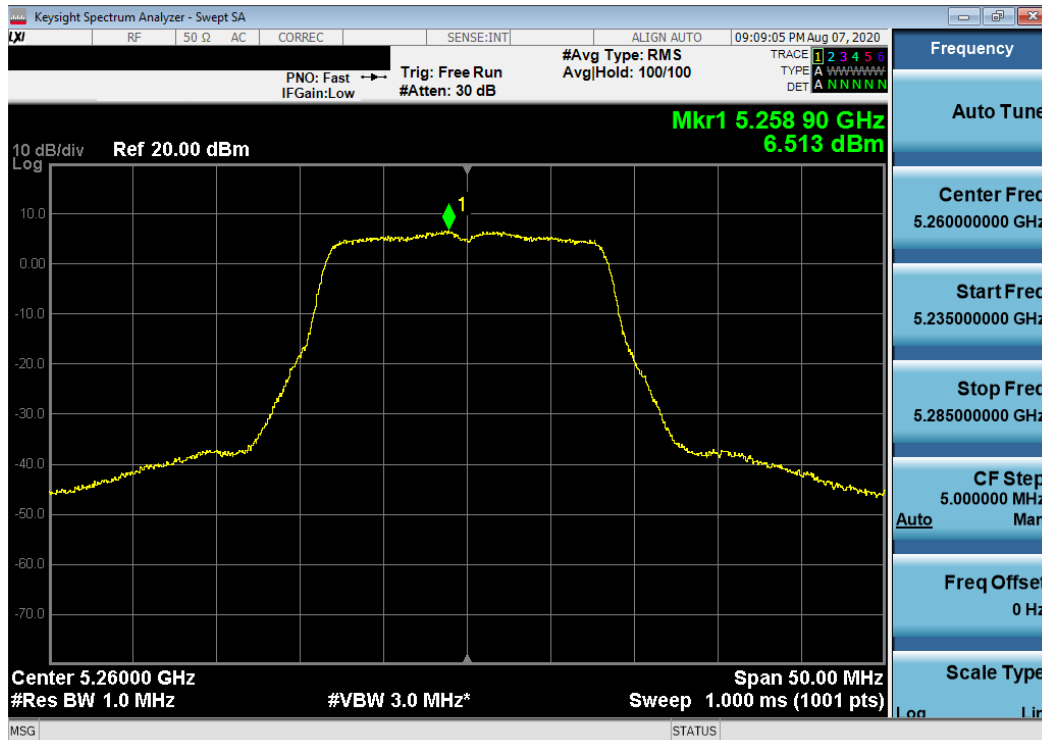


Plot 7-86. Power Spectral Density Plot SISO ANT1 (40MHz BW 802.11n (UNII Band 1) – Ch. 46)

FCC ID: ZNFK920AM	<b>PCTEST</b> Proud to be part of element	MEASUREMENT REPORT (CERTIFICATION)	<b>LG</b>	Approved by: Quality Manager
Test Report S/N: 1M2007130107-06.ZNF	Test Dates: 07/30/2020 - 09/03/2020	EUT Type: Portable Handset		Page 71 of 167



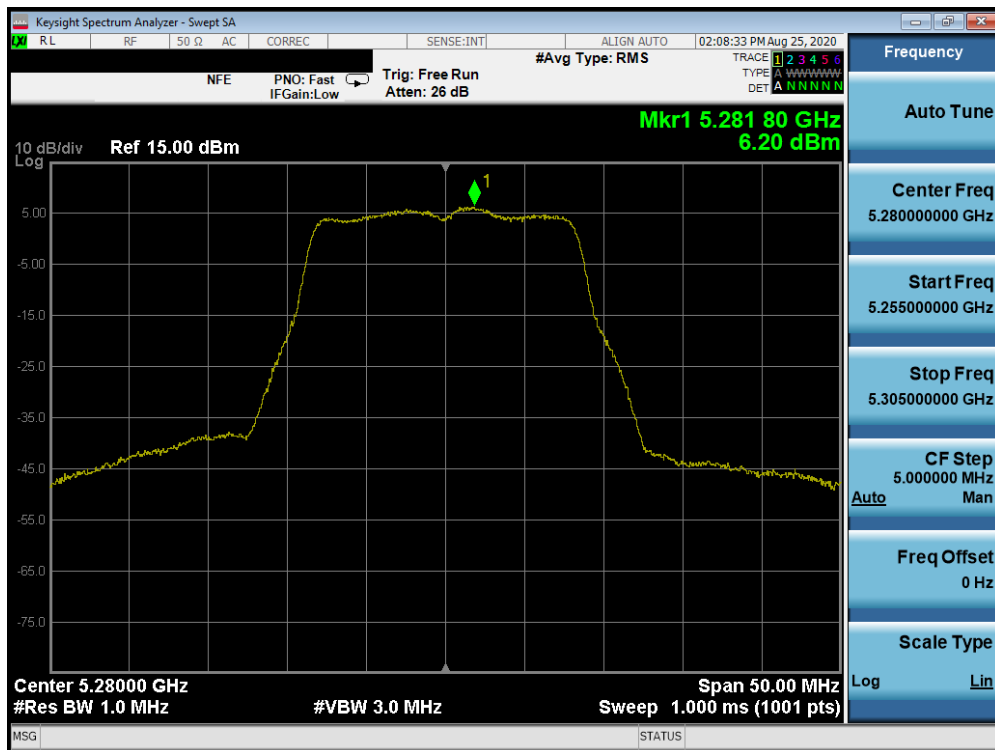
Plot 7-87. Power Spectral Density Plot SISO ANT1 (80MHz BW 802.11ac (UNII Band 1) – Ch. 42)



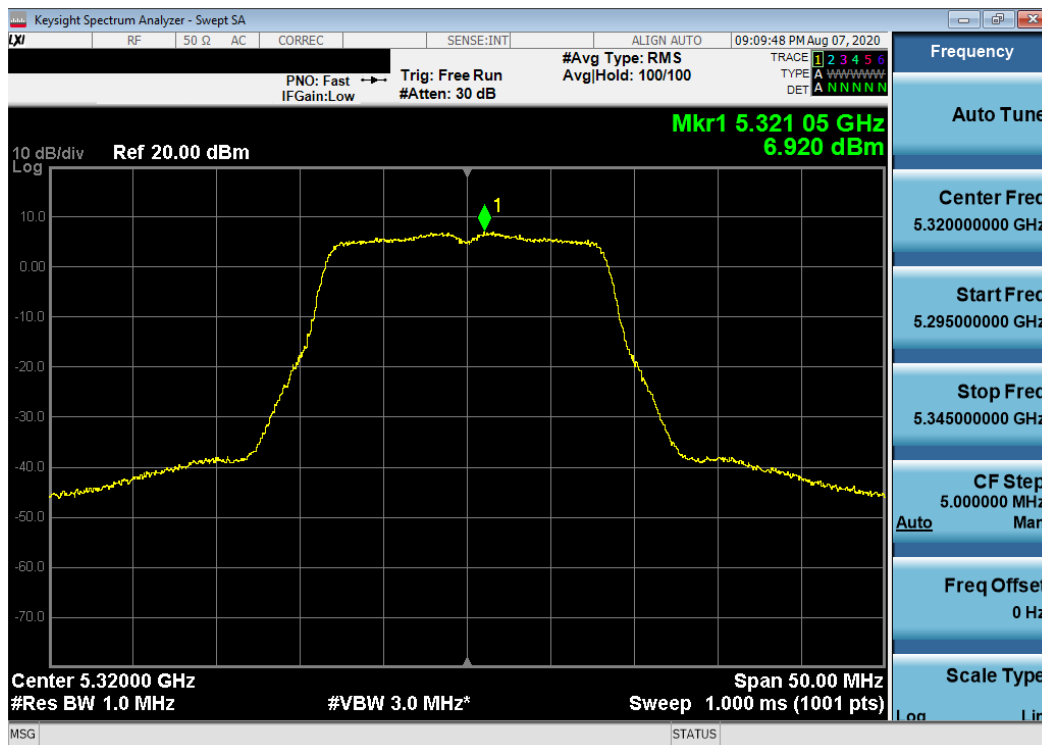
Plot 7-88. Power Spectral Density Plot SISO ANT1 (802.11a (UNII Band 2A) – Ch. 52)

FCC ID: ZNFK920AM	<b>PCTEST</b> Proud to be part of element	MEASUREMENT REPORT (CERTIFICATION)	<b>LG</b>	Approved by: Quality Manager
Test Report S/N: 1M2007130107-06.ZNF	Test Dates: 07/30/2020 - 09/03/2020	EUT Type: Portable Handset		Page 72 of 167



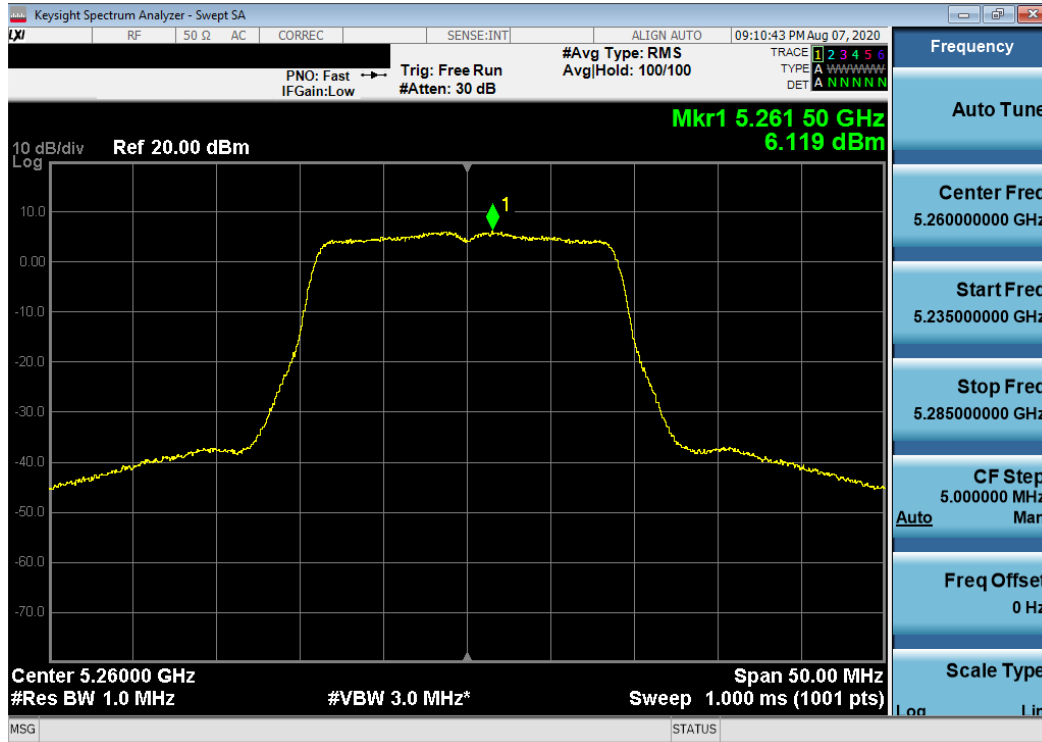


Plot 7-89. Power Spectral Density Plot SISO ANT1 (802.11a (UNII Band 2A) – Ch. 56)

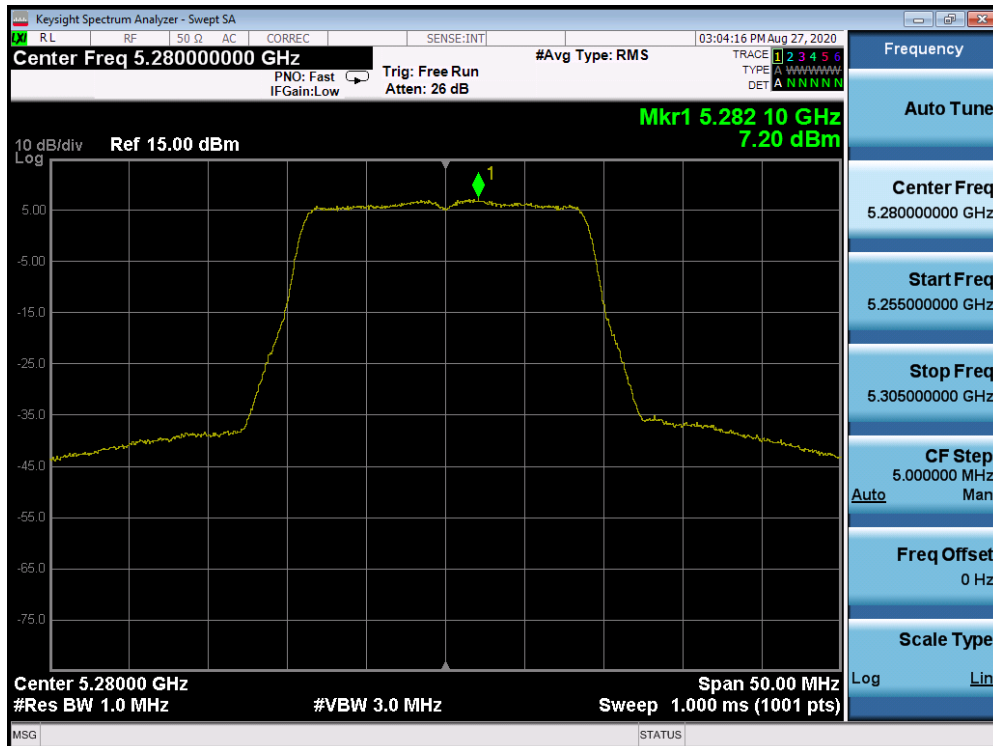


Plot 7-90. Power Spectral Density Plot SISO ANT1 (802.11a (UNII Band 2A) – Ch. 64)

FCC ID: ZNFK920AM	<b>PCTEST</b> Proud to be part of element	MEASUREMENT REPORT (CERTIFICATION)	<b>LG</b>	Approved by: Quality Manager
Test Report S/N: 1M2007130107-06.ZNF	Test Dates: 07/30/2020 - 09/03/2020	EUT Type: Portable Handset		Page 73 of 167

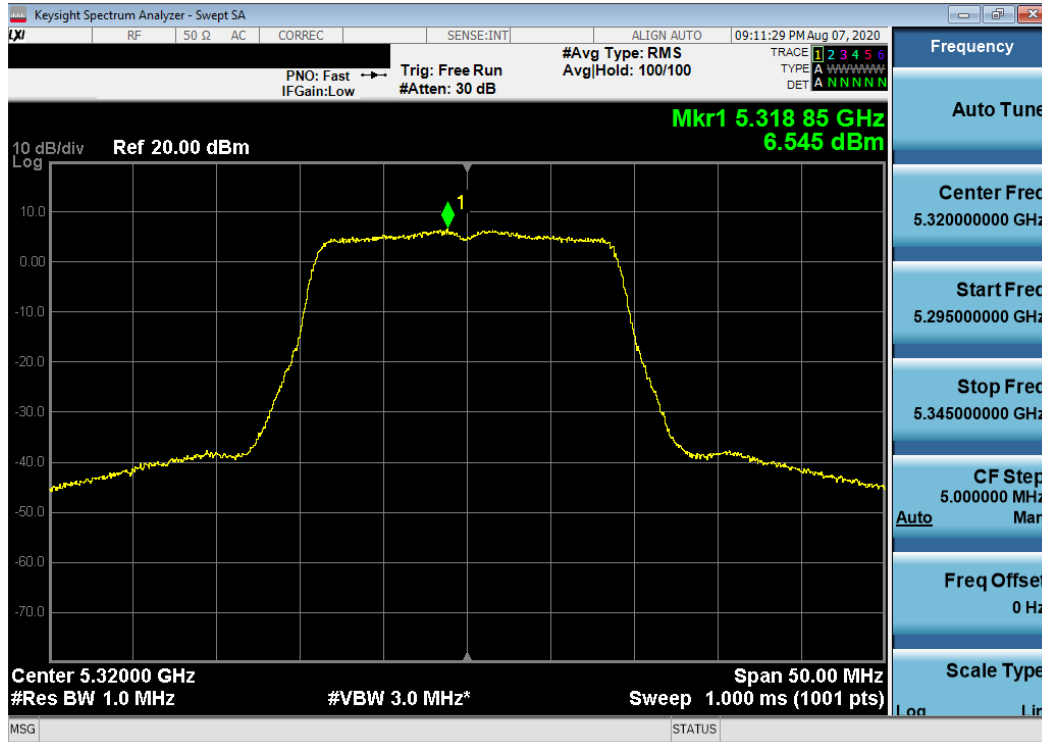


Plot 7-91. Power Spectral Density Plot SISO ANT1 (20MHz BW 802.11n (UNII Band 2A) – Ch. 52)

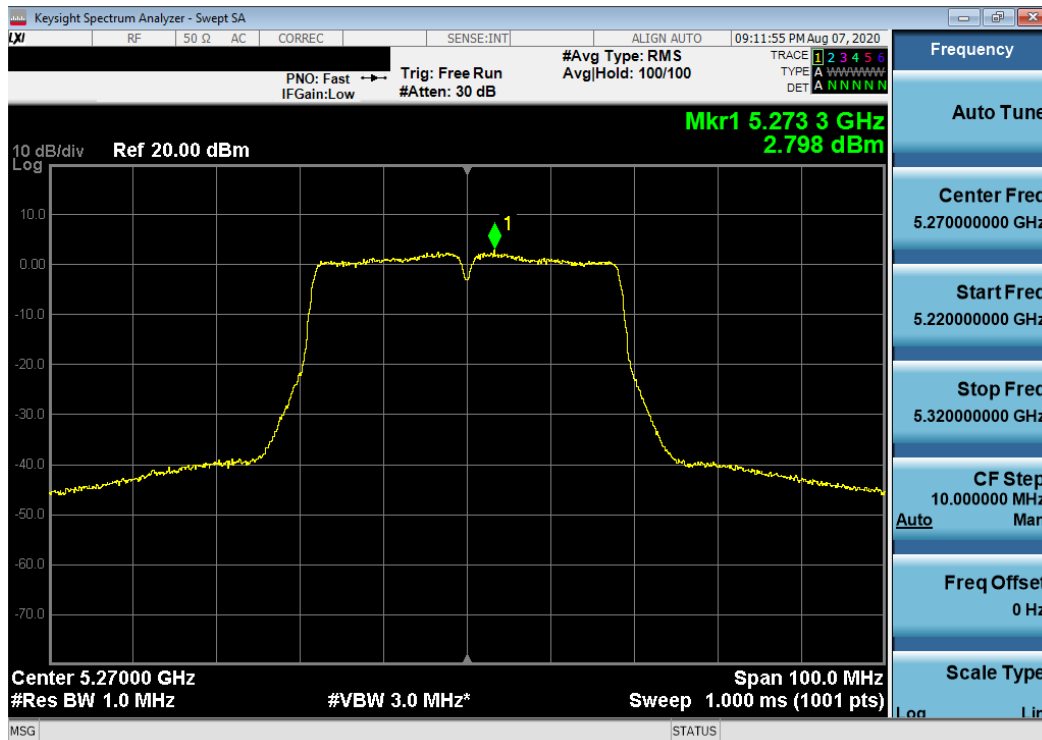


Plot 7-92. Power Spectral Density Plot SISO ANT1 (20MHz BW 802.11n (UNII Band 2A) – Ch. 56)

FCC ID: ZNFK920AM	<b>PCTEST</b> Proud to be part of element	MEASUREMENT REPORT (CERTIFICATION)		Approved by: Quality Manager
Test Report S/N: 1M2007130107-06.ZNF	Test Dates: 07/30/2020 - 09/03/2020	EUT Type: Portable Handset		Page 74 of 167

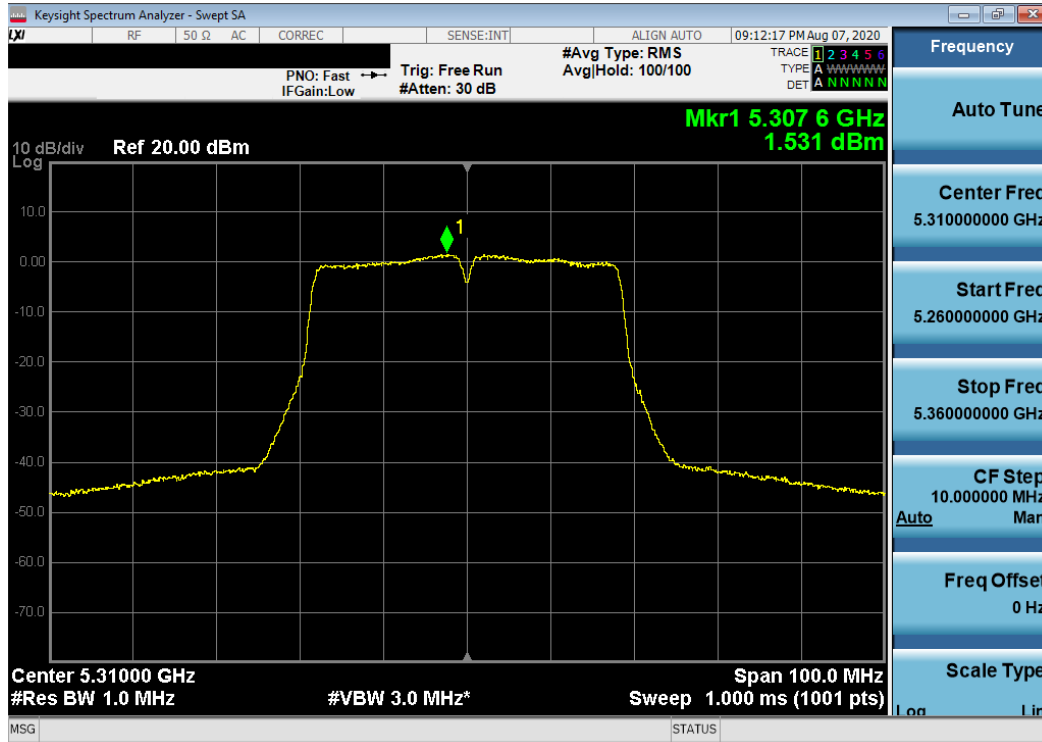


Plot 7-93. Power Spectral Density Plot SISO ANT1 (20MHz BW 802.11n (UNII Band 2A) – Ch. 64)

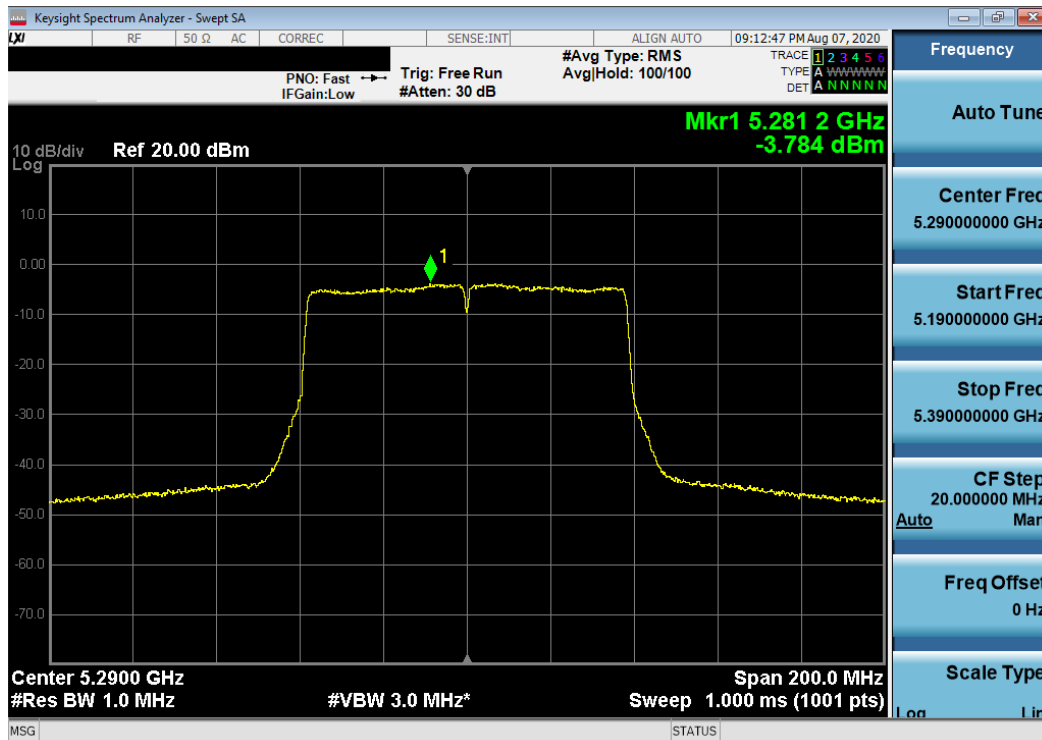


Plot 7-94. Power Spectral Density Plot SISO ANT1 (40MHz BW 802.11n (UNII Band 2A) – Ch. 54)

FCC ID: ZNFK920AM	<b>PCTEST</b> Proud to be part of element	MEASUREMENT REPORT (CERTIFICATION)	<b>LG</b>	Approved by: Quality Manager
Test Report S/N: 1M2007130107-06.ZNF	Test Dates: 07/30/2020 - 09/03/2020	EUT Type: Portable Handset		Page 75 of 167

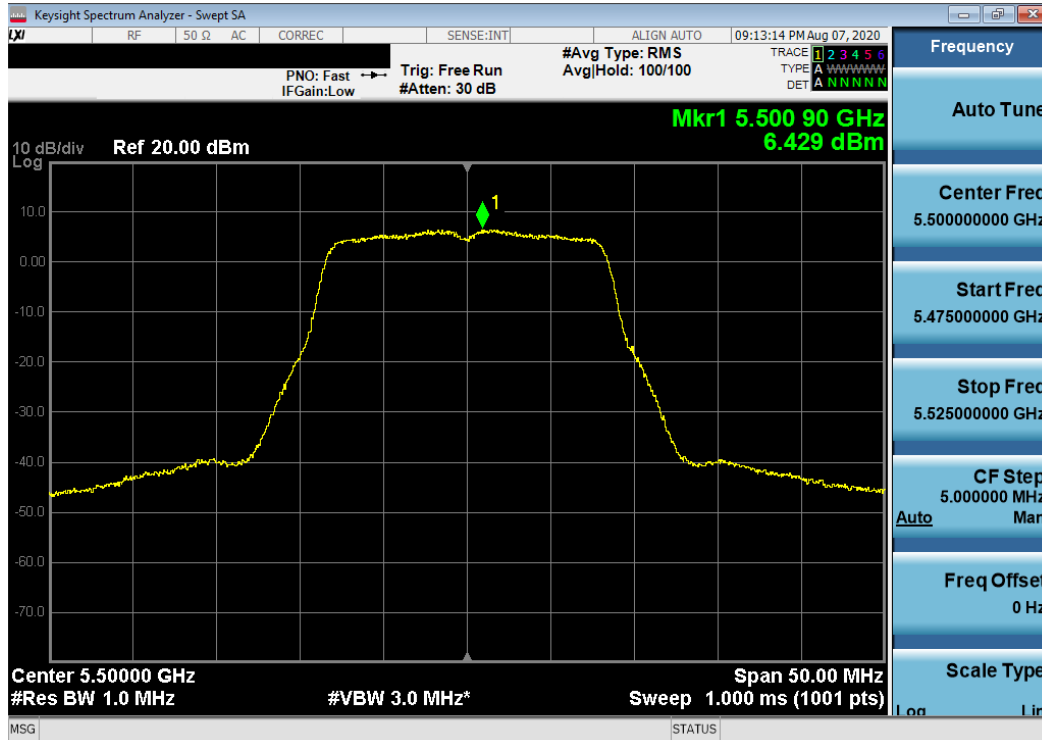


Plot 7-95. Power Spectral Density Plot SISO ANT1 (40MHz BW 802.11n (UNII Band 2A) – Ch. 62)

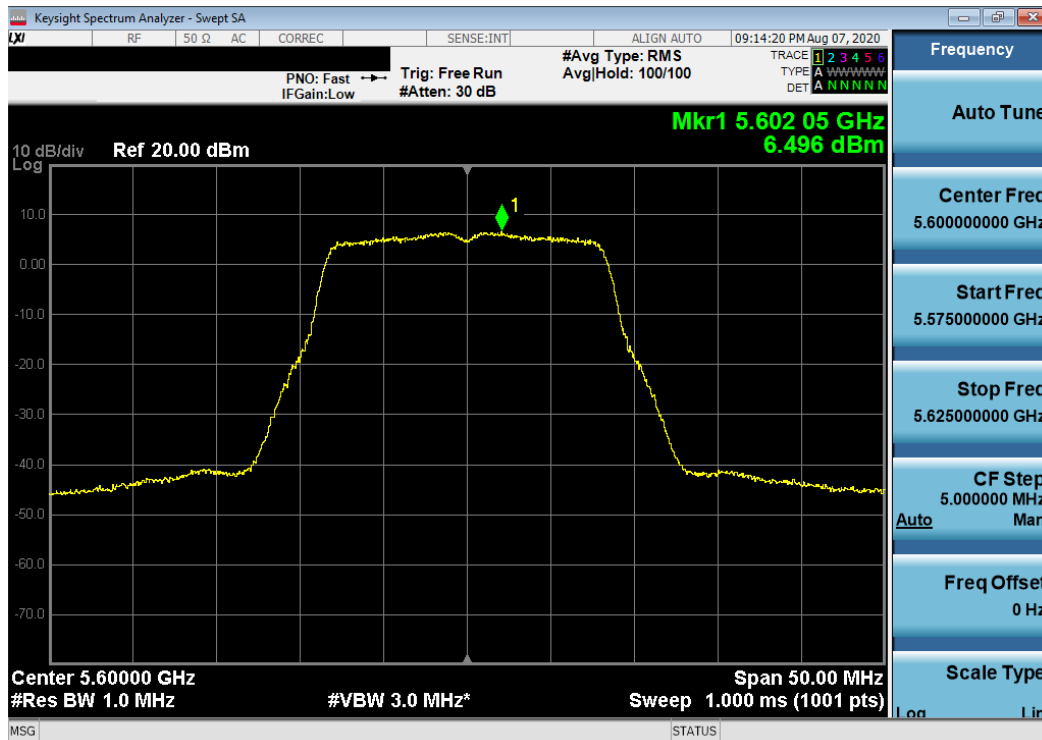


Plot 7-96. Power Spectral Density Plot SISO ANT1 (80MHz BW 802.11ac (UNII Band 2A) – Ch. 58)

FCC ID: ZNFK920AM	<b>PCTEST</b> Proud to be part of element	MEASUREMENT REPORT (CERTIFICATION)	<b>LG</b>	Approved by: Quality Manager
Test Report S/N: 1M2007130107-06.ZNF	Test Dates: 07/30/2020 - 09/03/2020	EUT Type: Portable Handset		Page 76 of 167

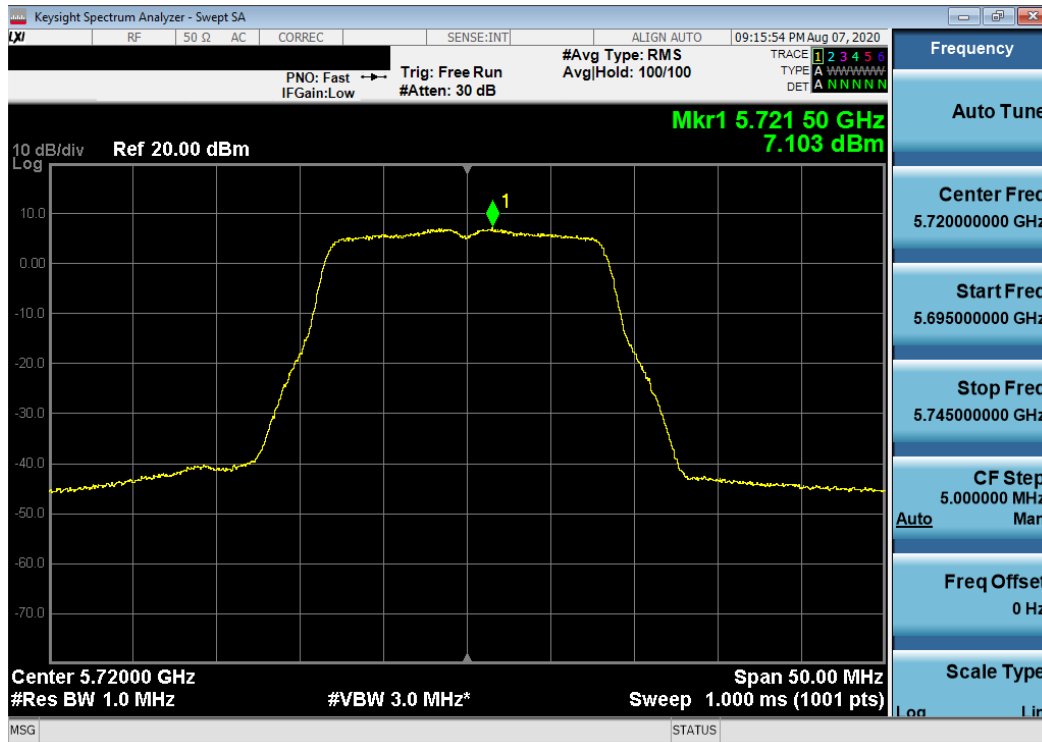


Plot 7-97. Power Spectral Density Plot SISO ANT1 (802.11a (UNII Band 2C) – Ch. 100)

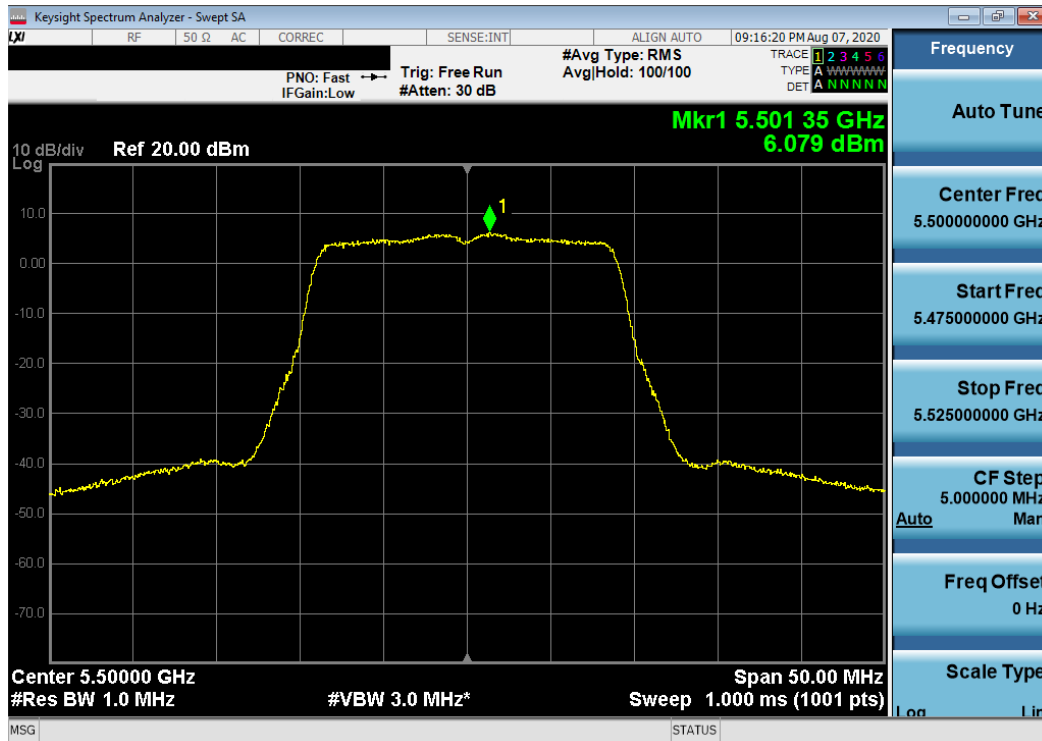


Plot 7-98. Power Spectral Density Plot SISO ANT1 (802.11a (UNII Band 2C) – Ch. 120)

FCC ID: ZNFK920AM	<b>PCTEST</b> Proud to be part of element	MEASUREMENT REPORT (CERTIFICATION)	<b>LG</b>	Approved by: Quality Manager
Test Report S/N: 1M2007130107-06.ZNF	Test Dates: 07/30/2020 - 09/03/2020	EUT Type: Portable Handset		Page 77 of 167

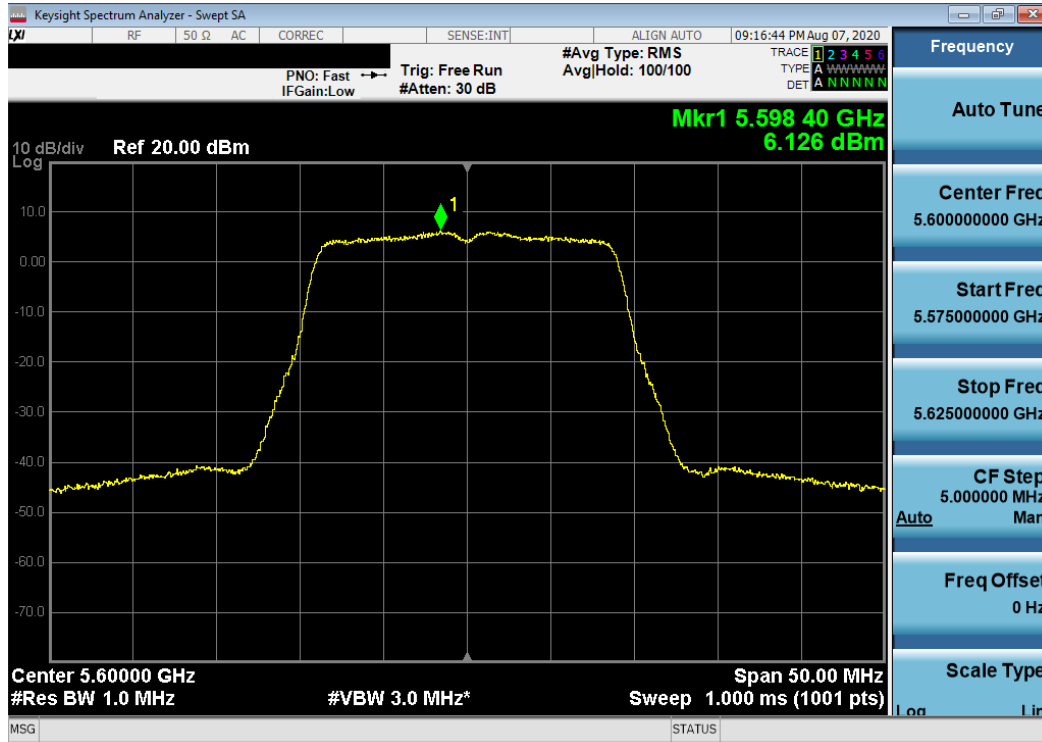


Plot 7-99. Power Spectral Density Plot SISO ANT1 (802.11a (UNII Band 2C) – Ch. 140

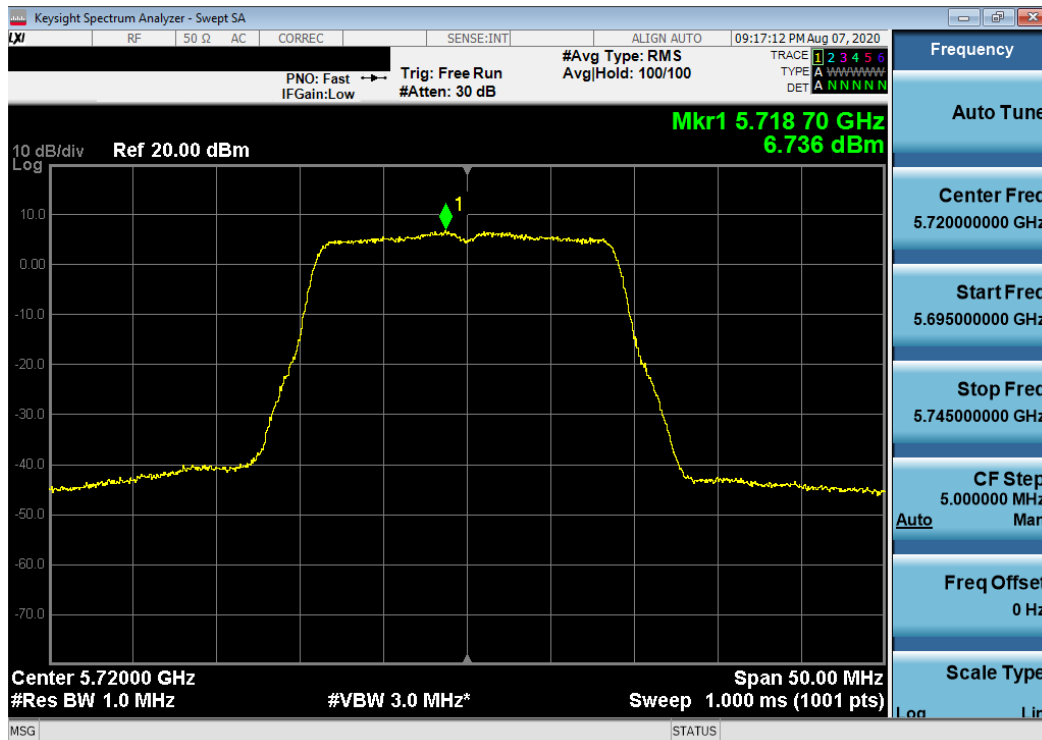


Plot 7-100. Power Spectral Density Plot SISO ANT1 (20MHz BW 802.11n (UNII Band 2C) – Ch. 100)

FCC ID: ZNFK920AM	<b>PCTEST</b> Proud to be part of element	MEASUREMENT REPORT (CERTIFICATION)	<b>LG</b>	Approved by: Quality Manager
Test Report S/N: 1M2007130107-06.ZNF	Test Dates: 07/30/2020 - 09/03/2020	EUT Type: Portable Handset		Page 78 of 167

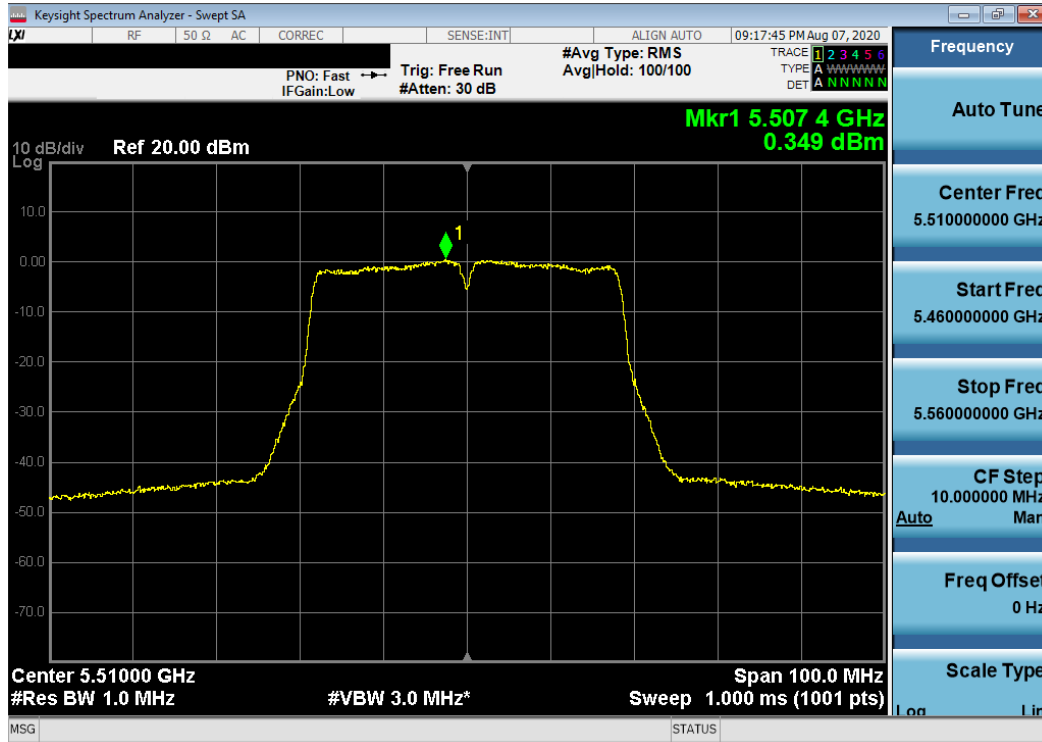


Plot 7-101. Power Spectral Density Plot SISO ANT1 (20MHz BW 802.11n (UNII Band 2C) – Ch. 120)

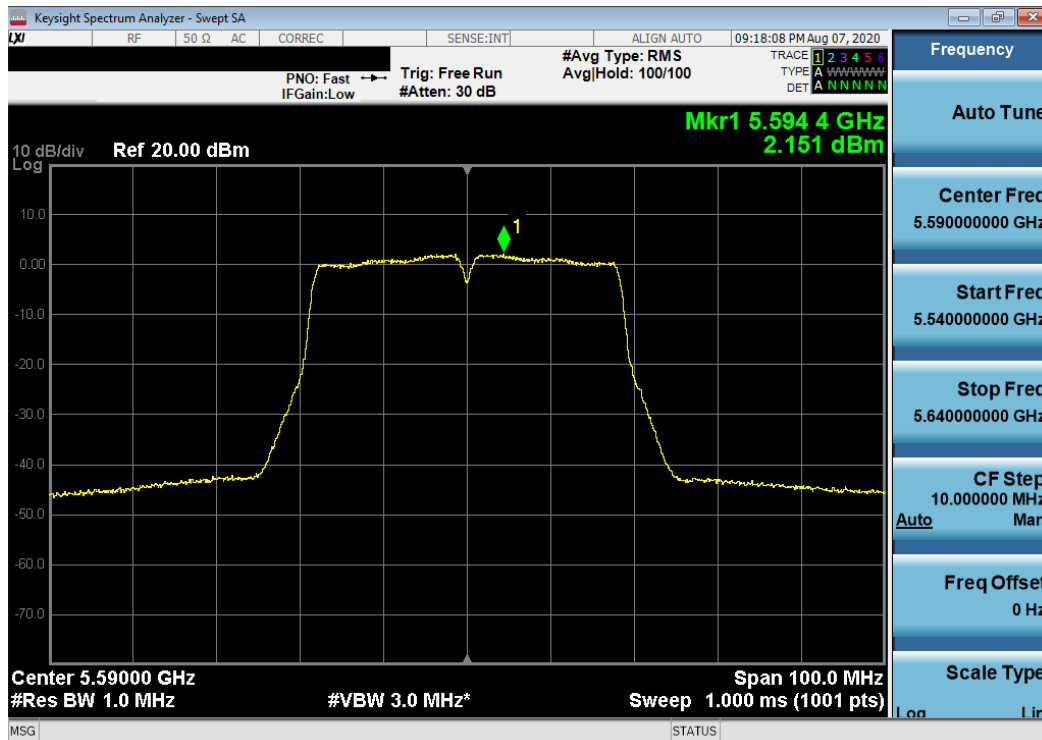


Plot 7-102. Power Spectral Density Plot SISO ANT1 (20MHz BW 802.11n (UNII Band 2C) – Ch. 144)

FCC ID: ZNFK920AM	<b>PCTEST</b> Proud to be part of element	MEASUREMENT REPORT (CERTIFICATION)	<b>LG</b>	Approved by: Quality Manager
Test Report S/N: 1M2007130107-06.ZNF	Test Dates: 07/30/2020 - 09/03/2020	EUT Type: Portable Handset		Page 79 of 167



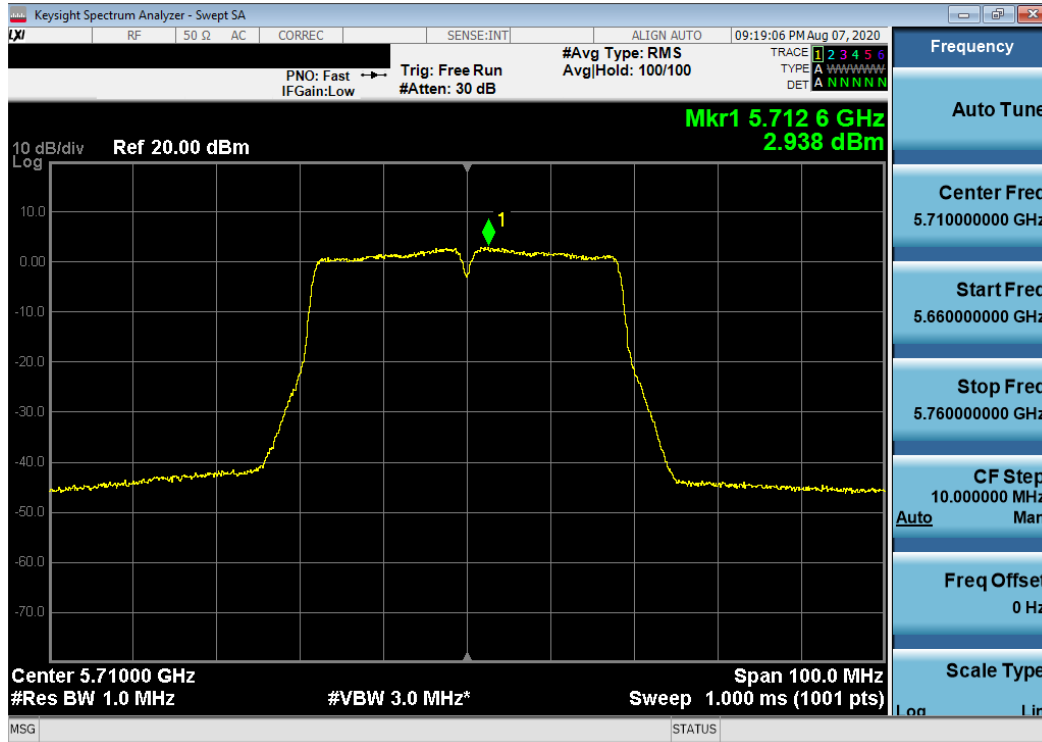
Plot 7-103. Power Spectral Density Plot SISO ANT1 (40MHz BW 802.11n (UNII Band 2C) – Ch. 102)



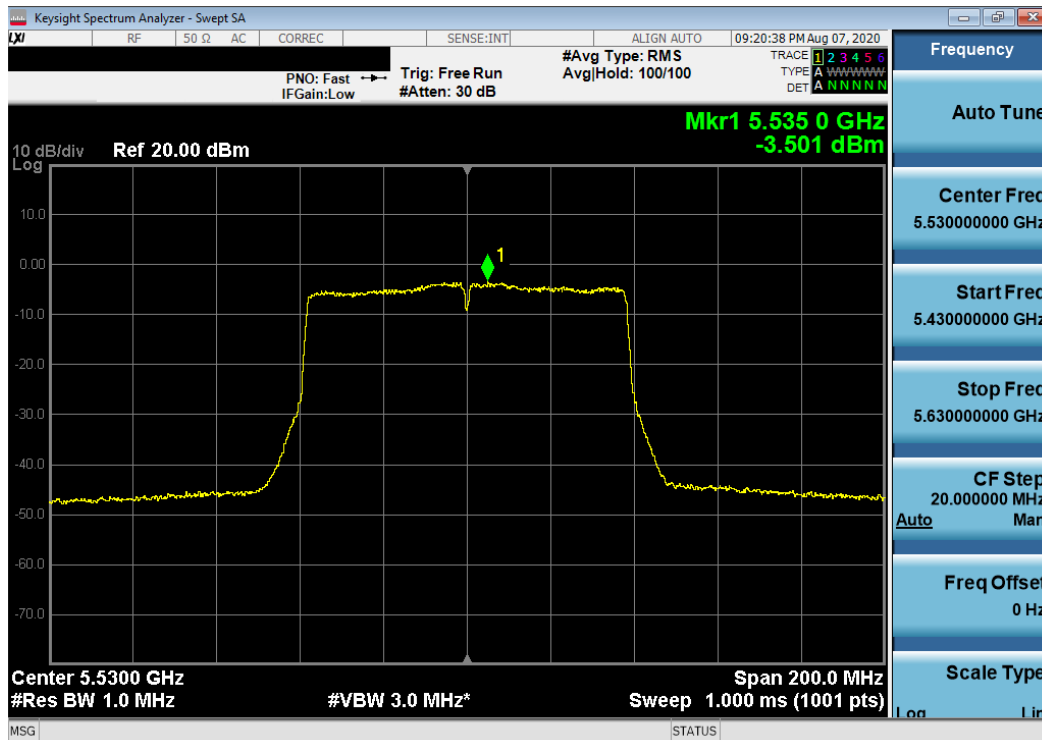
Plot 7-104. Power Spectral Density Plot SISO ANT1 (40MHz BW 802.11n (UNII Band 2C) – Ch. 118)

FCC ID: ZNFK920AM	<b>PCTEST</b> Proud to be part of element	MEASUREMENT REPORT (CERTIFICATION)	<b>LG</b>	Approved by: Quality Manager
Test Report S/N: 1M2007130107-06.ZNF	Test Dates: 07/30/2020 - 09/03/2020	EUT Type: Portable Handset		Page 80 of 167



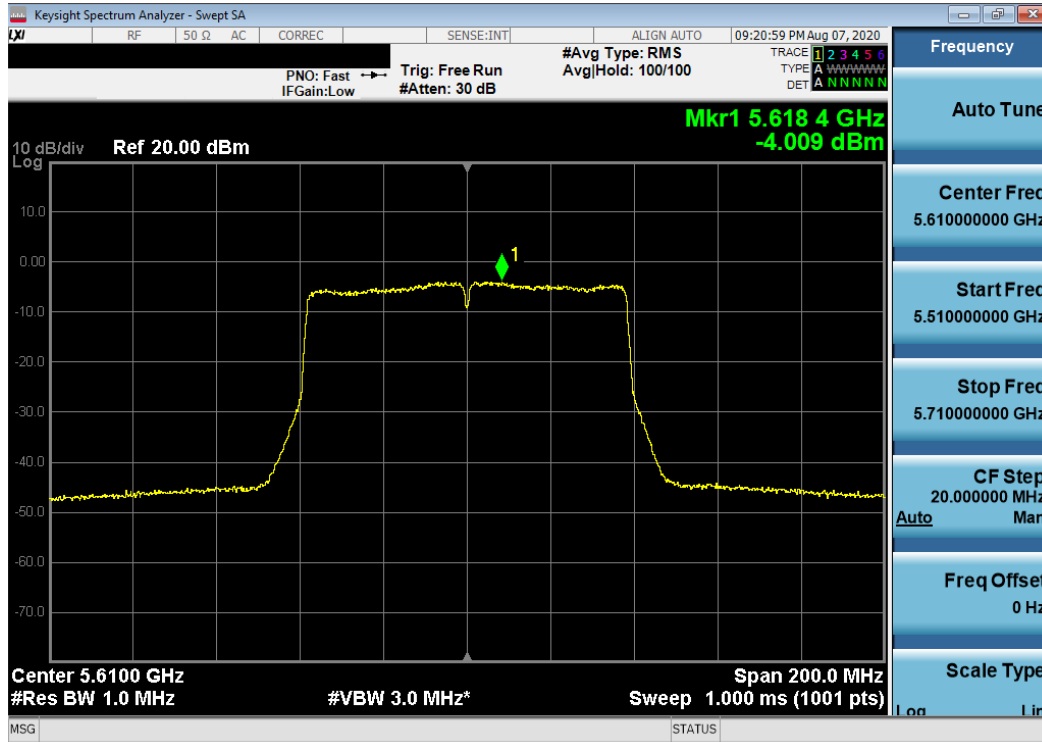


Plot 7-105. Power Spectral Density Plot SISO ANT1 (40MHz BW 802.11n (UNII Band 2C) – Ch. 142)

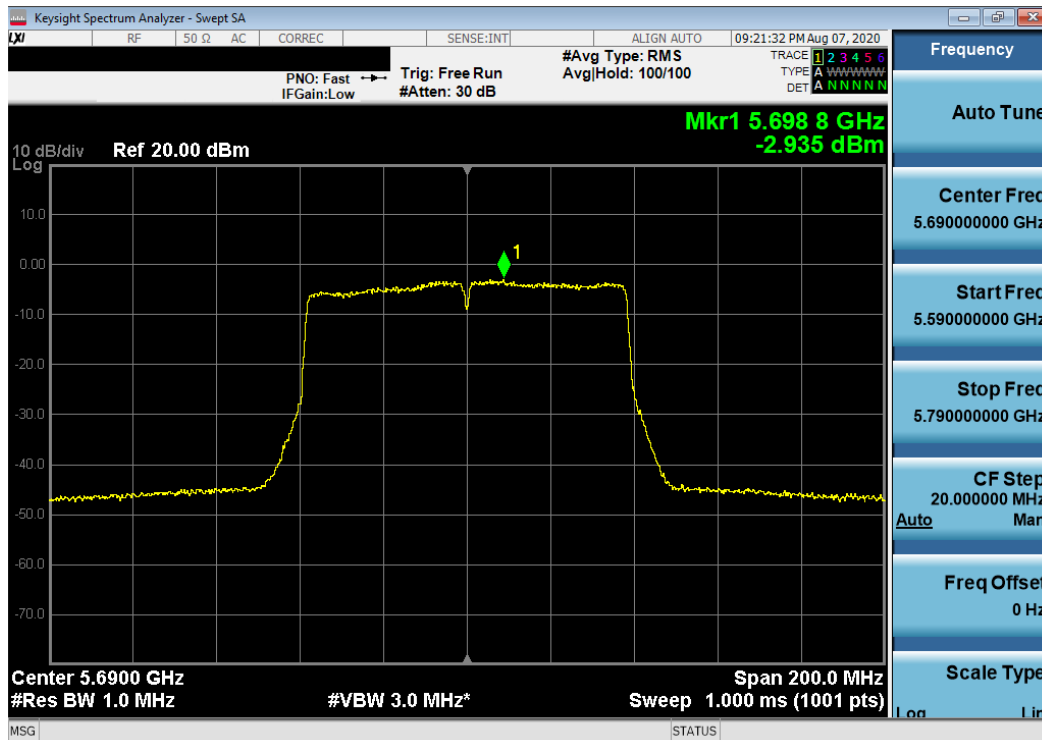


Plot 7-106. Power Spectral Density Plot SISO ANT1 (80MHz BW 802.11ac (UNII Band 2C) – Ch. 106)

FCC ID: ZNFK920AM	<b>PCTEST</b> Proud to be part of element	MEASUREMENT REPORT (CERTIFICATION)		Approved by: Quality Manager
Test Report S/N: 1M2007130107-06.ZNF	Test Dates: 07/30/2020 - 09/03/2020	EUT Type: Portable Handset		Page 81 of 167



Plot 7-107. Power Spectral Density Plot SISO ANT1 (80MHz BW 802.11ac (UNII Band 2C) – Ch. 122)

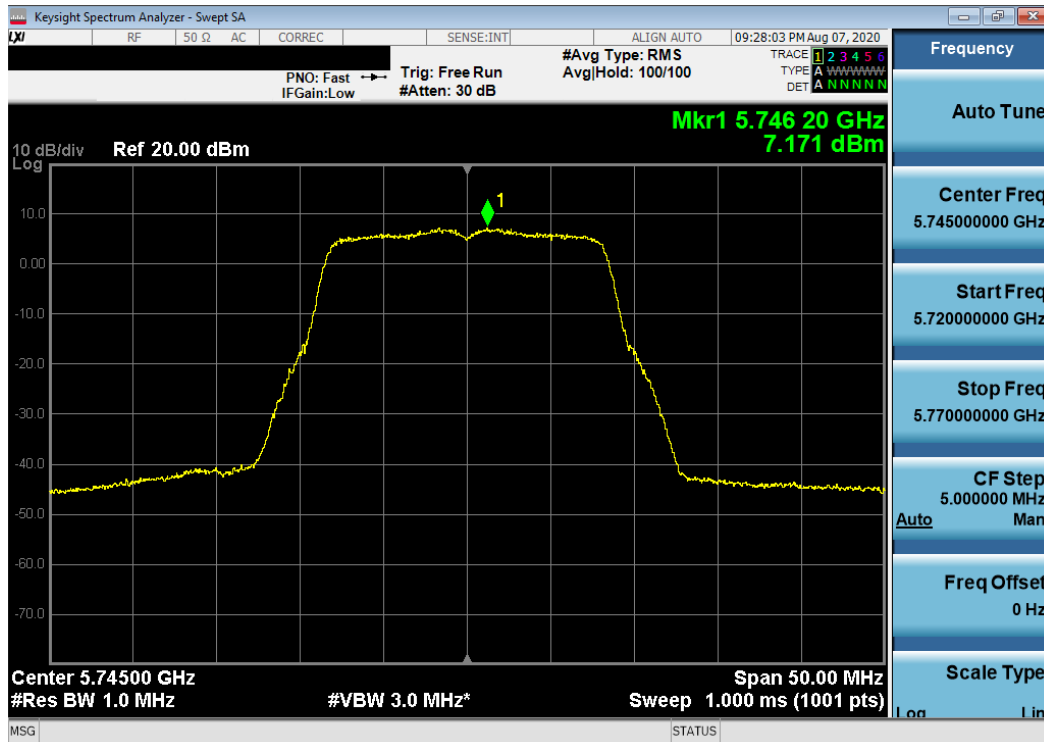


Plot 7-108. Power Spectral Density Plot SISO ANT1 (80MHz BW 802.11ac (UNII Band 2C) – Ch. 138)

FCC ID: ZNFK920AM	<b>PCTEST</b> Proud to be part of element	MEASUREMENT REPORT (CERTIFICATION)	<b>LG</b>	Approved by: Quality Manager
Test Report S/N: 1M2007130107-06.ZNF	Test Dates: 07/30/2020 - 09/03/2020	EUT Type: Portable Handset		Page 82 of 167

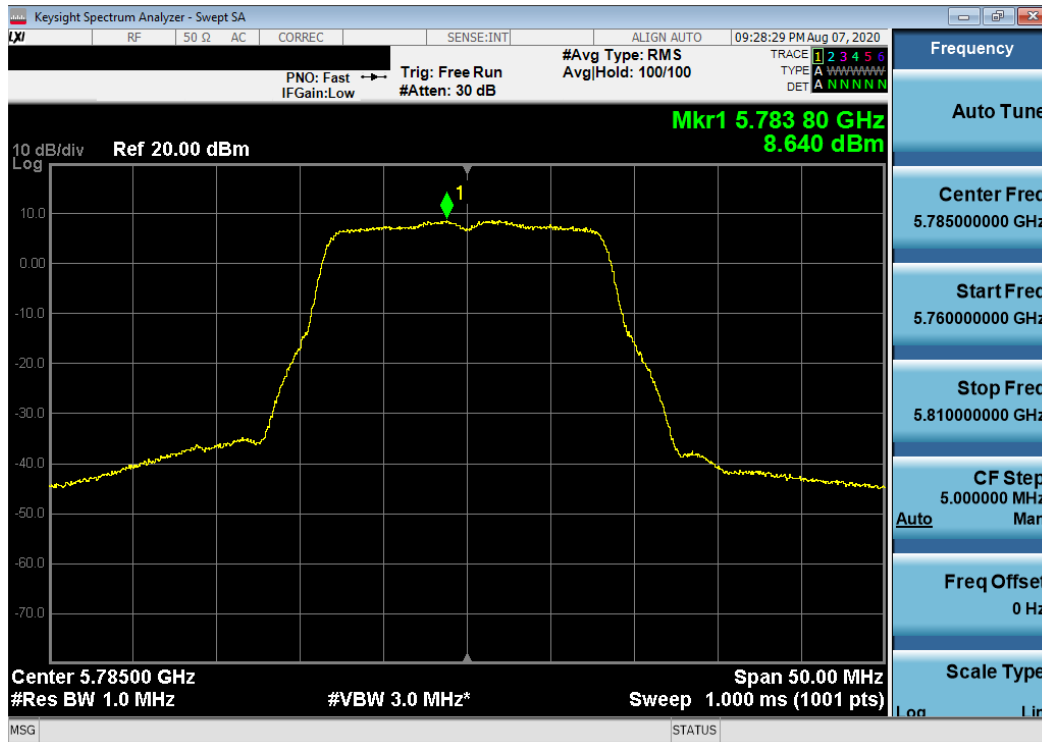
	Frequency [MHz]	Channel No.	802.11 Mode	Data Rate [Mbps]	Measured Power Density [dBm]	Max Permissible Power Density [dBm/500kHz]	Margin [dB]
Band 3	5745	149	a	6	7.17	30.0	-22.83
	5785	157	a	6	8.64	30.0	-21.36
	5825	165	a	6	8.67	30.0	-21.33
	5745	149	n (20MHz)	6.5/7.2 (MCS0)	6.83	30.0	-23.17
	5785	157	n (20MHz)	6.5/7.2 (MCS0)	8.33	30.0	-21.68
	5825	165	n (20MHz)	6.5/7.2 (MCS0)	8.35	30.0	-21.65
	5755	151	n (40MHz)	13.5/15 (MCS0)	2.70	30.0	-27.30
	5795	159	n (40MHz)	13.5/15 (MCS0)	2.65	30.0	-27.35
	5775	155	ac (80MHz)	29.3/32.5 (MCS0)	-3.23	30.0	-33.23

**Table 7-19. Band 3 Conducted Power Spectral Density Measurements SISO ANT1**

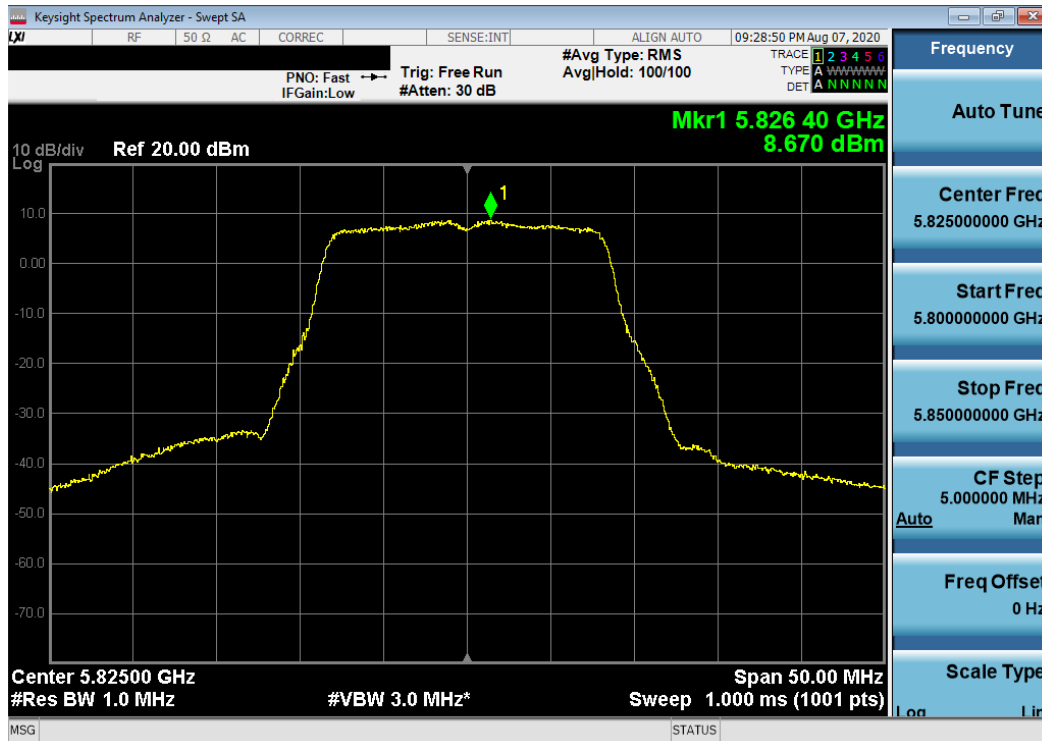


**Plot 7-109. Power Spectral Density Plot SISO ANT1 (802.11a (UNII Band 3) – Ch. 149)**

FCC ID: ZNFK920AM	<b>PCTEST</b> Proud to be part of element	MEASUREMENT REPORT (CERTIFICATION)		Approved by: Quality Manager
Test Report S/N: 1M2007130107-06.ZNF	Test Dates: 07/30/2020 - 09/03/2020	EUT Type: Portable Handset		Page 83 of 167

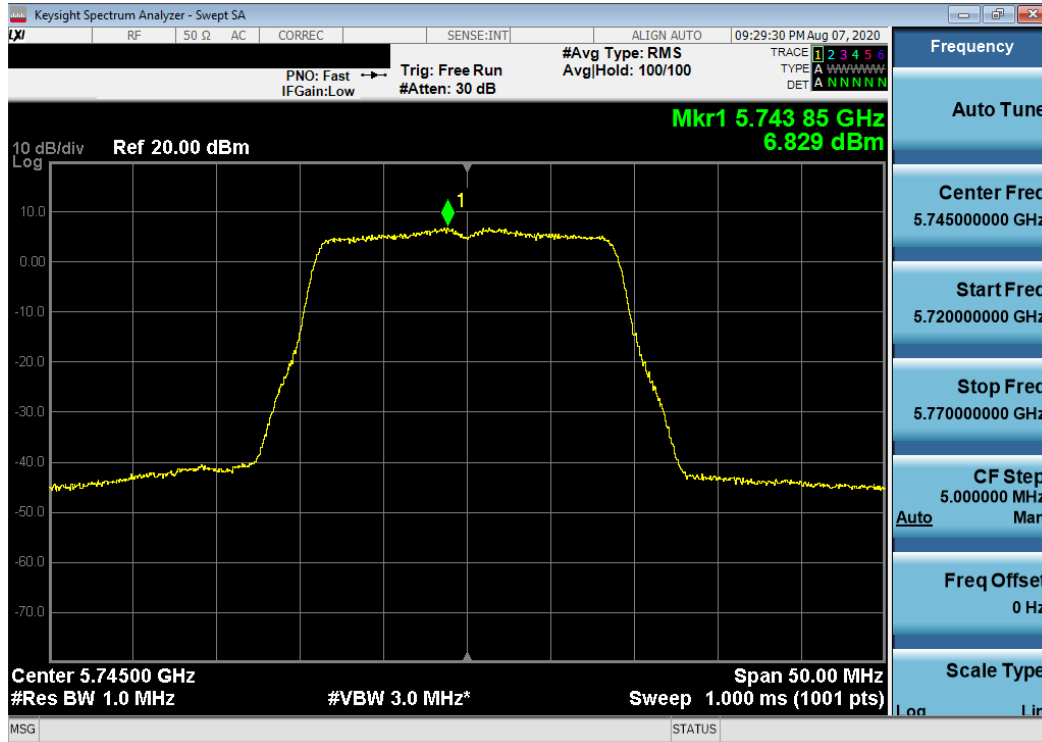


Plot 7-110. Power Spectral Density Plot SISO ANT1 (802.11a (UNII Band 3) – Ch. 157)

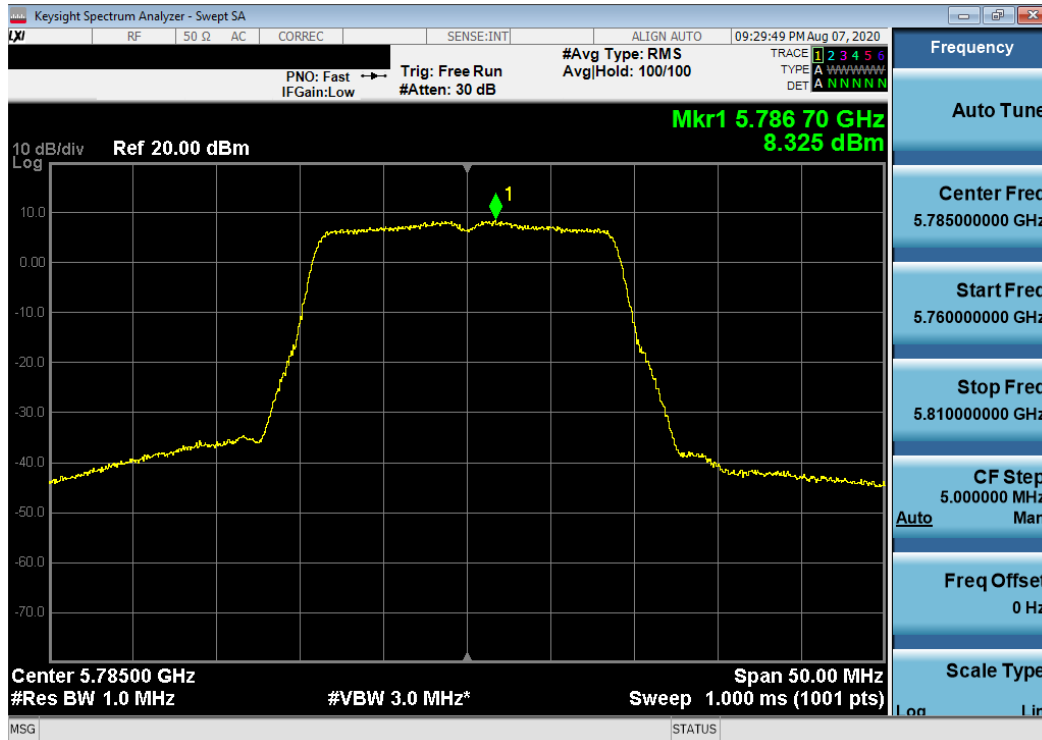


Plot 7-111. Power Spectral Density Plot SISO ANT1 (802.11a (UNII Band 3) – Ch. 165)

FCC ID: ZNFK920AM	<b>PCTEST</b> Proud to be part of element	MEASUREMENT REPORT (CERTIFICATION)	<b>LG</b>	Approved by: Quality Manager
Test Report S/N: 1M2007130107-06.ZNF	Test Dates: 07/30/2020 - 09/03/2020	EUT Type: Portable Handset		Page 84 of 167

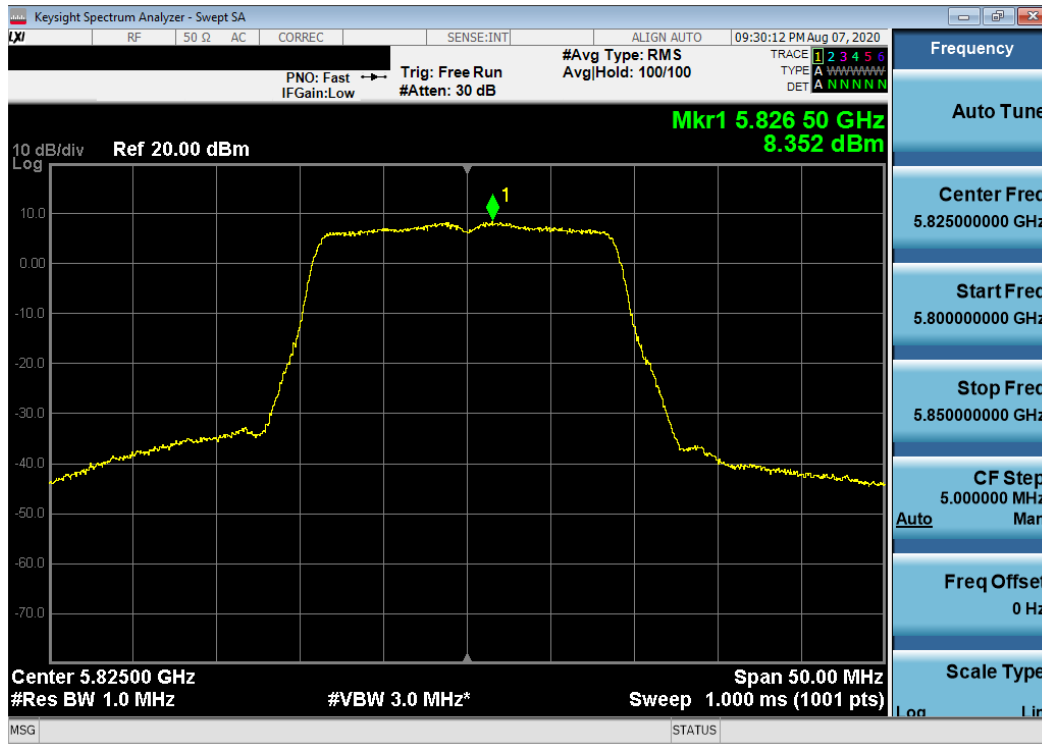


Plot 7-112. Power Spectral Density Plot SISO ANT1 (20MHz BW 802.11n (UNII Band 3) – Ch. 149)

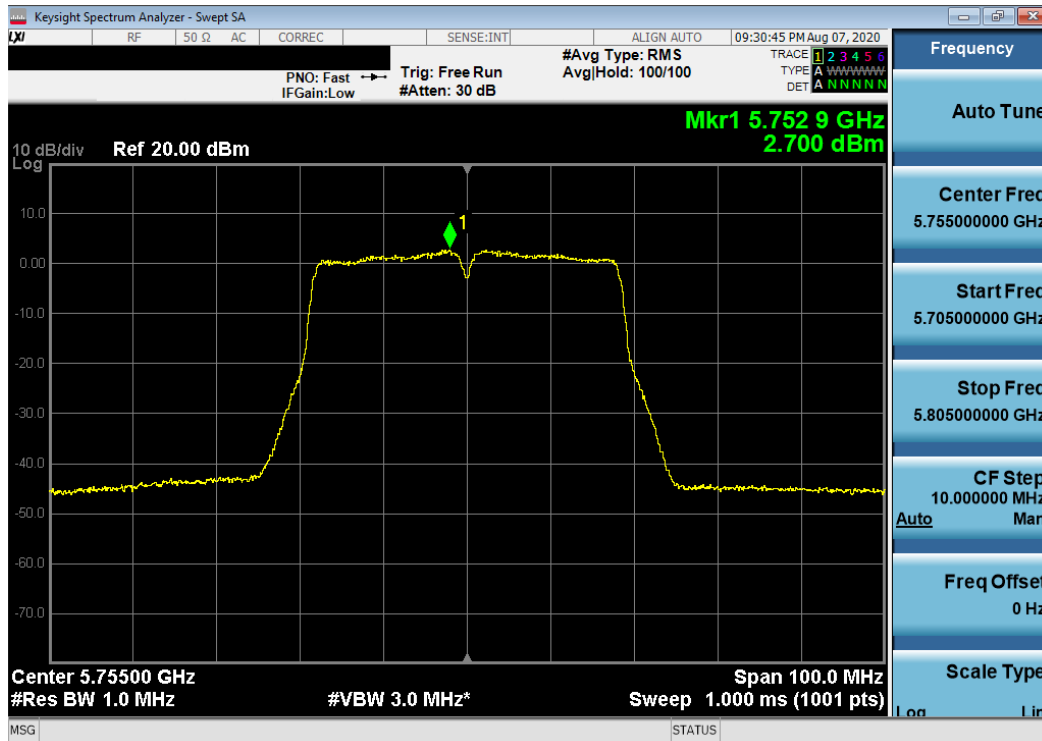


Plot 7-113. Power Spectral Density Plot SISO ANT1 (20MHz BW 802.11n (UNII Band 3) – Ch. 157)

FCC ID: ZNFK920AM	<b>PCTEST</b> Proud to be part of element	MEASUREMENT REPORT (CERTIFICATION)	<b>LG</b>	Approved by: Quality Manager
Test Report S/N: 1M2007130107-06.ZNF	Test Dates: 07/30/2020 - 09/03/2020	EUT Type: Portable Handset		Page 85 of 167

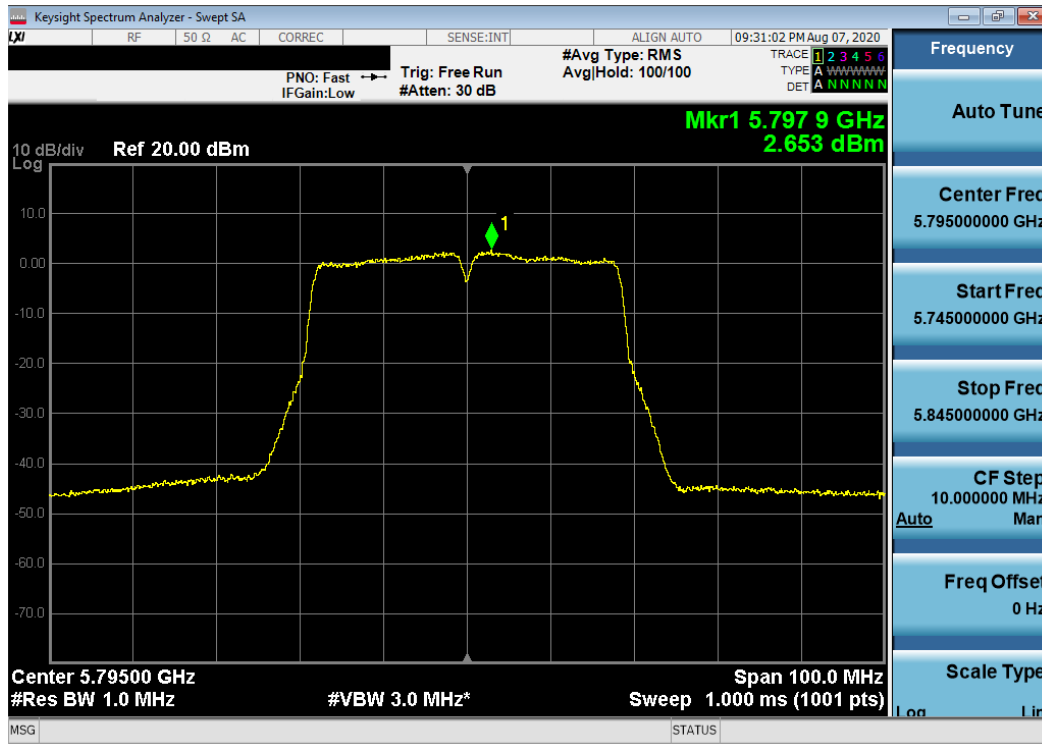


Plot 7-114. Power Spectral Density Plot SISO ANT1 (20MHz BW 802.11n (UNII Band 3) – Ch. 165)

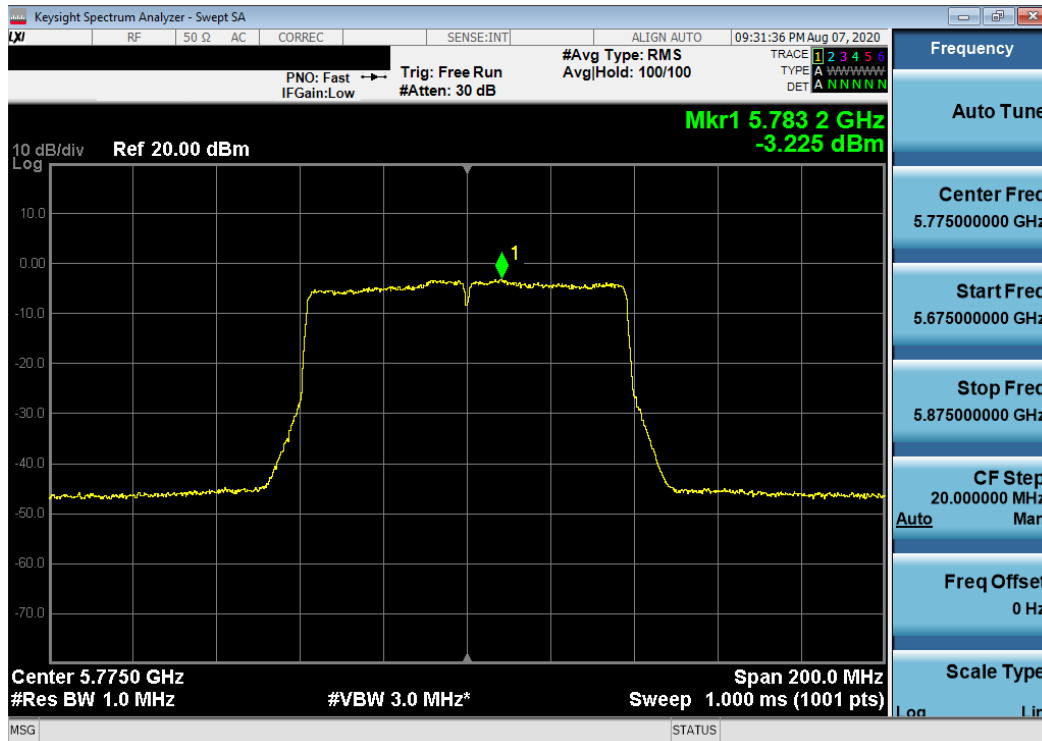


Plot 7-115. Power Spectral Density Plot SISO ANT1 (40MHz BW 802.11n (UNII Band 3) – Ch. 151)

FCC ID: ZNFK920AM	<b>PCTEST</b> Proud to be part of element	MEASUREMENT REPORT (CERTIFICATION)	<b>LG</b>	Approved by: Quality Manager
Test Report S/N: 1M2007130107-06.ZNF	Test Dates: 07/30/2020 - 09/03/2020	EUT Type: Portable Handset		Page 86 of 167



Plot 7-116. Power Spectral Density Plot SISO ANT1 (40MHz BW 802.11n (UNII Band 3) – Ch. 159)



Plot 7-117. Power Spectral Density Plot SISO ANT1 (80MHz BW 802.11ac (UNII Band 3) – Ch. 155)

FCC ID: ZNFK920AM	<b>PCTEST</b> Proud to be part of element	MEASUREMENT REPORT (CERTIFICATION)	<b>LG</b>	Approved by: Quality Manager
Test Report S/N: 1M2007130107-06.ZNF	Test Dates: 07/30/2020 - 09/03/2020	EUT Type: Portable Handset		Page 87 of 167

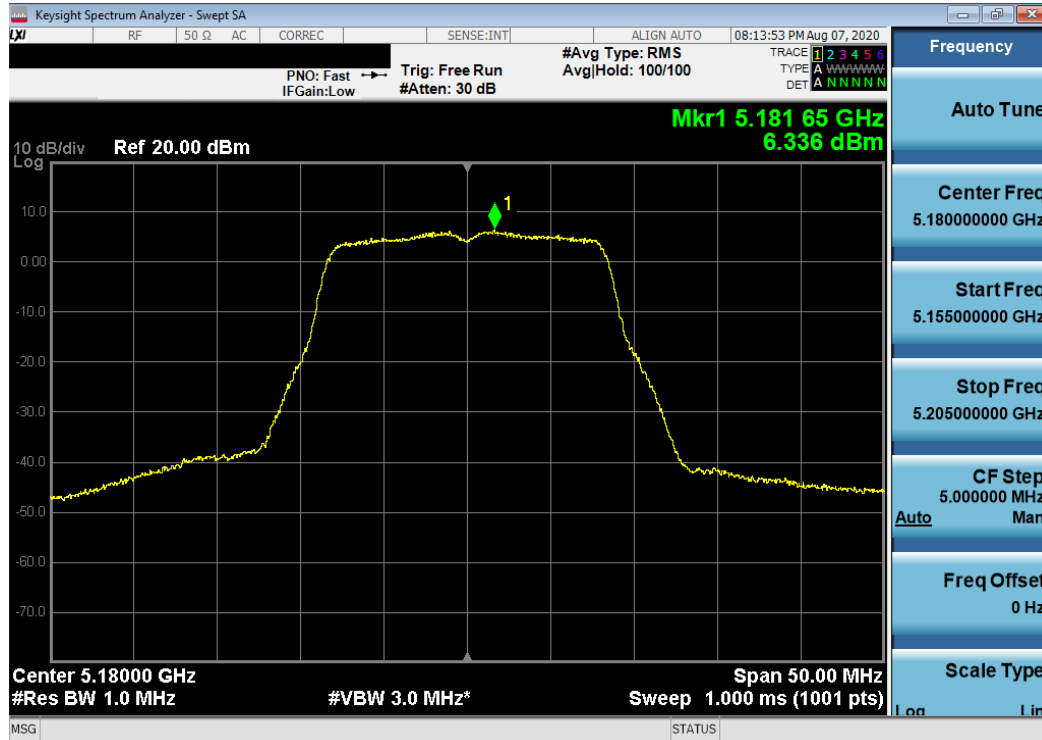
## SISO Antenna-2 Power Spectral Density Measurements

	Frequency [MHz]	Channel No.	802.11 Mode	Data Rate [Mbps]	Measured Power Density [dBm]	Max Power Density [dBm/MHz]	Margin [dB]
Band 1	5180	36	a	6	6.34	11.0	-4.66
	5200	40	a	6	7.84	11.0	-3.16
	5240	48	a	6	6.74	11.0	-4.26
	5180	36	n (20MHz)	6.5/7.2 (MCS0)	5.80	11.0	-5.20
	5200	40	n (20MHz)	6.5/7.2 (MCS0)	7.29	11.0	-3.71
	5240	48	n (20MHz)	6.5/7.2 (MCS0)	6.65	11.0	-4.35
	5190	38	n (40MHz)	13.5/15 (MCS0)	2.27	11.0	-8.73
	5230	46	n (40MHz)	13.5/15 (MCS0)	2.69	11.0	-8.31
	5210	42	ac (80MHz)	29.3/32.5 (MCS0)	-2.29	11.0	-13.29
Band 2A	5260	52	a	6	6.64	11.0	-4.36
	5280	56	a	6	8.66	11.0	-2.34
	5320	64	a	6	6.95	11.0	-4.05
	5260	52	n (20MHz)	6.5/7.2 (MCS0)	6.16	11.0	-4.84
	5280	56	n (20MHz)	6.5/7.2 (MCS0)	8.26	11.0	-2.74
	5320	64	n (20MHz)	6.5/7.2 (MCS0)	6.59	11.0	-4.41
	5270	54	n (40MHz)	13.5/15 (MCS0)	2.58	11.0	-8.43
	5310	62	n (40MHz)	13.5/15 (MCS0)	1.88	11.0	-9.12
	5290	58	ac (80MHz)	29.3/32.5 (MCS0)	-3.04	11.0	-14.04
Band 2C	5500	100	a	6	6.73	11.0	-4.27
	5600	120	a	6	6.98	11.0	-4.02
	5720	144	a	6	7.07	11.0	-3.93
	5500	100	n (20MHz)	6.5/7.2 (MCS0)	6.27	11.0	-4.73
	5600	120	n (20MHz)	6.5/7.2 (MCS0)	6.46	11.0	-4.54
	5720	144	n (20MHz)	6.5/7.2 (MCS0)	6.86	11.0	-4.14
	5510	102	n (40MHz)	13.5/15 (MCS0)	1.10	11.0	-9.90
	5590	118	n (40MHz)	13.5/15 (MCS0)	2.63	11.0	-8.37
	5710	142	n (40MHz)	13.5/15 (MCS0)	2.70	11.0	-8.30
	5530	106	ac (80MHz)	29.3/32.5 (MCS0)	-3.50	11.0	-14.50
	5610	122	ac (80MHz)	29.3/32.5 (MCS0)	-3.42	11.0	-14.42
	5690	138	ac (80MHz)	29.3/32.5 (MCS0)	-3.31	11.0	-14.31

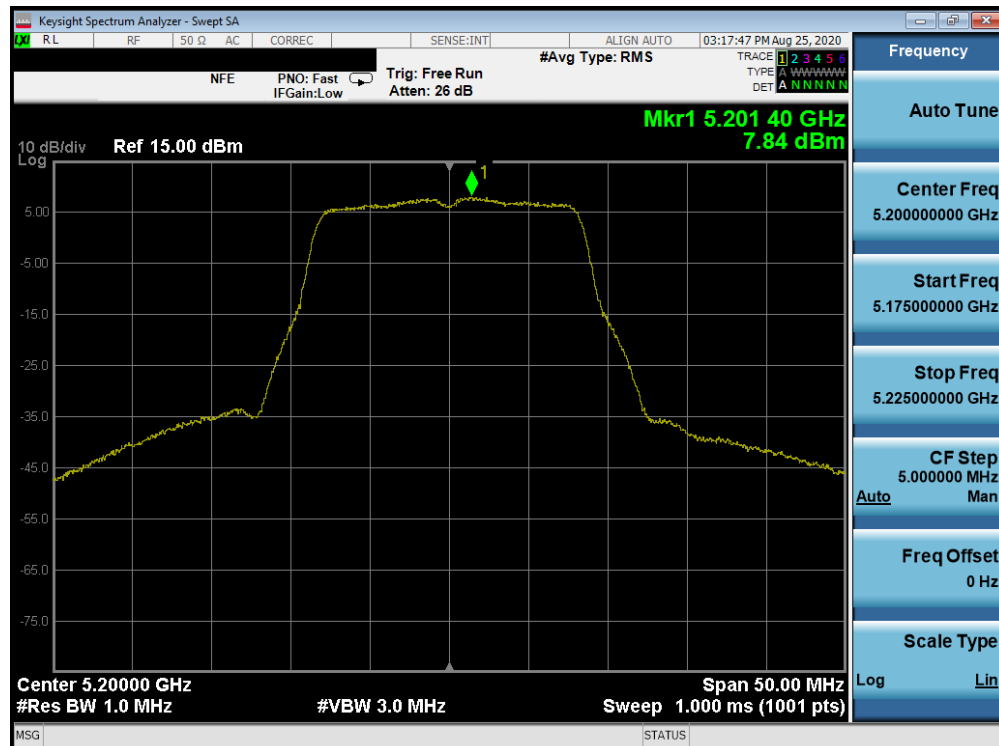
Table 7-20. Conducted Power Spectral Density Measurements SISO ANT2

FCC ID: ZNFK920AM		MEASUREMENT REPORT (CERTIFICATION)		Approved by: Quality Manager
Test Report S/N: 1M2007130107-06.ZNF	Test Dates: 07/30/2020 - 09/03/2020	EUT Type: Portable Handset	Page 88 of 167	





Plot 7-118. Power Spectral Density Plot SISO ANT2 (802.11a (UNII Band 1) – Ch. 36)



Plot 7-119. Power Spectral Density Plot SISO ANT2 (802.11a (UNII Band 1) – Ch. 40)

FCC ID: ZNFK920AM	<b>PCTEST</b> Proud to be part of element	MEASUREMENT REPORT (CERTIFICATION)		Approved by: Quality Manager
Test Report S/N: 1M2007130107-06.ZNF	Test Dates: 07/30/2020 - 09/03/2020	EUT Type: Portable Handset		Page 89 of 167