

OUTDOOR SOLAR FLOOR LAMP

NOCTURNE CRICKET



Hi, we are Nocturne.

Made for the night and outdoors.

At Nocturne, we believe that the best
connections are made at night.

We design and make products that elevate your
outdoor space so you can create lasting
memories with your loved ones in your home's
backyard, patio, deck.

Thank you for having us in your home.

NOCTURNE

OUTDOOR SOLAR FLOOR LAMP
& BLUETOOTH SPEAKER

First Use

Place lamp in a location with direct sunlight.

Before use, charge the lamp in full, bright sunlight for 8 hours.

It is recommended that the lamp be placed under direct sunlight when not in use. Placing it in a shady location will extend the time it takes to recharge the battery.

Pullstring Operation

1st pull | Light on high and Bluetooth speaker on

2nd pull | Light on low and Bluetooth speaker on

3rd pull | Light off and Bluetooth speaker on

4th pull | Light and Bluetooth speaker off

Once Bluetooth is on, you can connect your phone or other Bluetooth device.

Select “Nocturne Cricket Speaker” on your phone’s list of available Bluetooth devices.

Once connected, you will hear a chime confirming the connection.

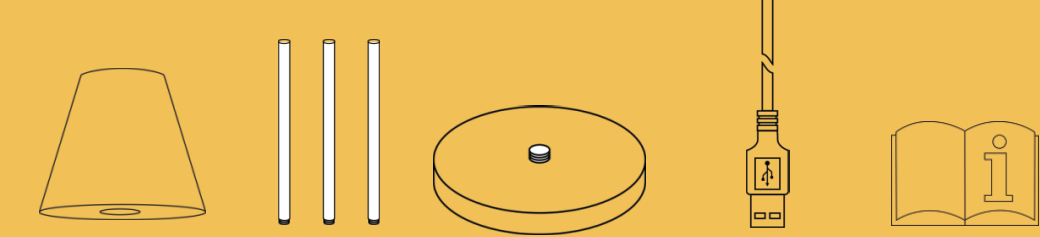
Specifications

● Ambient temperature for operation	-14° C to 35°C
● LED	Warm white 3000K LED
● Battery	2 X 3.7V 2600mAh Li-ion
● Solar Charging time	Depending on intensity of sunlight
● USB Charging time	8-10 hours
● Working time	6-10 hours depends on brightness and volume
● Charging input	5V 1A
● IP Rating	IPX4

Only charge the lamp using a 5v charger. Using a different voltage charger will damage the battery.

What's In The Box?

- (1) 1X Lampshade
- (2) 3X Poles
- (3) 1X Metal Base
- (4) 1X TYPE C USB cable
- (5) 1X User Manual



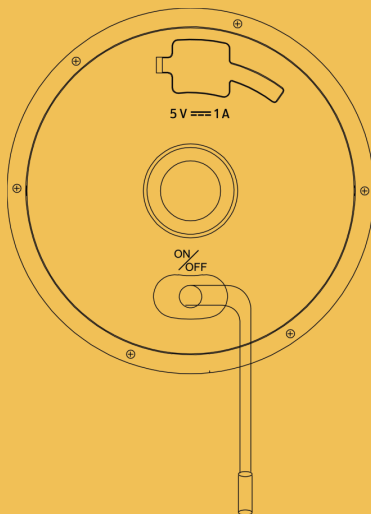
Charging

The battery of this lamp is recharged in 2 ways:

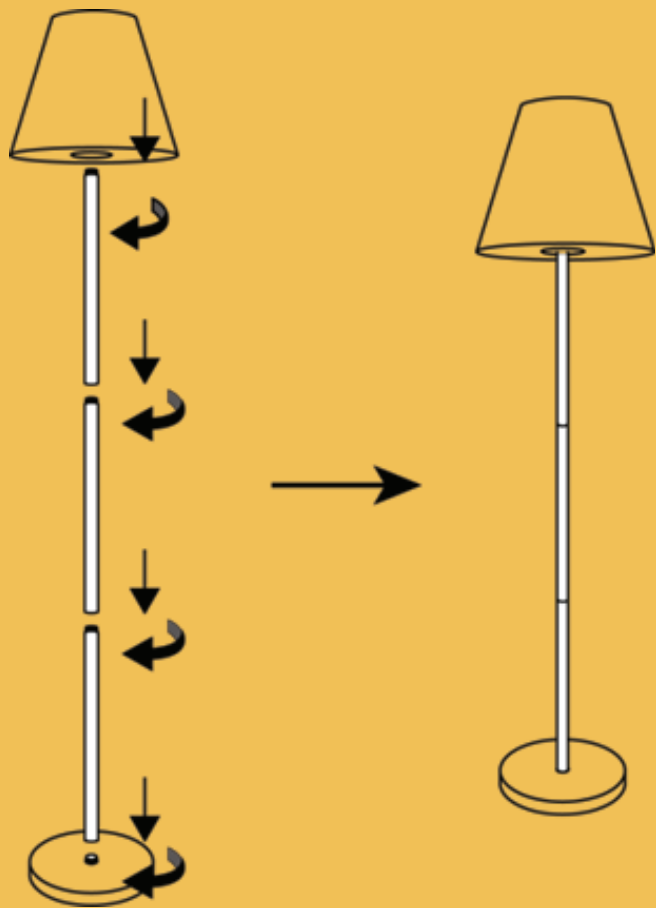
1. Solar panel
2. Cable supplied using a power supply (not included) with maximum output rating of DC 5V 1A.

Please charge through USB port for 6~8 hours, or place under sunlight for at least 8 hours before first use.

When charging by USB, the indicator light turns red when charging and turns green when fully charged.



Assembly



1 Year Warranty

Nocturne warrants this product to be free from defects in material and workmanship for a period of one year from the date of the original retail purchase from an authorized Nocturne distributor. Proof of purchase is required for all warranty claims. During the limited warranty period, Nocturne will, at its option, repair or replace defective parts of this product, at no charge to the customer, subject to the following limitations: This limited warranty does not include any postage, freight, handling, insurance or delivery fees.

This warranty does not cover damage, defect or failure caused by or resulting from accident, external destruction, alteration, modification, abuse, misuse or misapplication of this product. This warranty does not cover damage to the product resulting from return shipping or handling.

Return Authorization is required for all returns. To obtain a Return Authorization, please contact us at info@hellonocturne.com

If, during the first year of ownership, this product fails to operate properly, it should be returned as instructed. Due to ongoing improvements, actual product may have slight variations from the product described online.

Bask LLC
Minneapolis, MN
hellonocturne.com

FCC Caution:Any changes or modifications not expressly approved by the party responsible for compliance could void the user's authority to operate this equipment.

This device complies with Part 15 of the FCC Rules. Operation is subject to the following two conditions:

- (1) This device may not cause harmful interference, and
- (2) this device must accept any interference received, including interference that may cause undesired operation.

NOTE:

This equipment has been tested and found to comply with the limits for a Class B digital device, pursuant to Part 15 of the FCC Rules.

These limits are designed to provide reasonable protection against harmful interference in a residential installation. This equipment generates, uses and can radiate radio frequency energy and, if not installed and used in accordance with the instructions, may cause harmful interference to radio communications.

However, there is no guarantee that interference will not occur in a particular installation. If this equipment does cause harmful interference to radio or television reception, which can be determined by turning the equipment off and on, the user is encouraged to try to correct the interference by one or more of the following measures:

- Reorient or relocate the receiving antenna.
- Increase the separation between the equipment and receiver.
- Connect the equipment into an outlet on a circuit different from that to which the receiver is connected.
- Consult the dealer or an experienced radio/TV technician for help.

FCC Radiation Exposure Statement:

The equipment complies with FCC Radiation exposure limit set forth for uncontrolled environment. The device shall be operated and installed without restriction.