


1 APPENDIX 1 – TEST SETUP PHOTOS

1.1 Radiated Emissions Photos


1.1.1 Test setup for 9 KHz – 30 MHz (Prependicular to axis)



1.1.2 Test setup for 9 KHz – 30 MHz (Parallel to axis)




1.1.1 Test setup for 9 KHz – 30 MHz (Parallel to floor)



1.1.2 Test setup for 30 MHz – 1 GHz







1.1.3 Test setup for 1 GHz – 18 GHz



