


## RF Test Photograph

Description: Radiated Spurious Emissions Test Setup for below 1GHz\_AP321



Description: Radiated Spurious Emissions Test Setup for above 1GHz\_AP321



Description: Radiated Spurious Emissions Test Setup for below 1GHz\_AP321e




Description: Radiated Spurious Emissions Test Setup for above 1GHz\_AP321e



Description: Conducted Measurement Test Setup



Description: DFS Measurement Test Setup



## EMC Test Photograph

Test Mode: Mode 1

Description: Front View Conducted Emission Test Setup for Power Port




Test Mode: Mode 1

Description: Back View Conducted Emission Test Setup for Power Port




Test Mode: Mode 1

Description: Radiated Emission Test Setup (30MHz ~ 1GHz)




Test Mode: Mode 1

Description: Radiated Emission Test Setup (1 ~ 18GHz)



Test Mode: Mode 2

Description: Radiated Emission Test Setup (30MHz ~ 1GHz)



Test Mode: Mode 2

Description: Radiated Emission Test Setup (1 ~ 18GHz)

