



Photographs of the Test Configuration


Conducted Emission Test (model WAC6502-S, Adapter Mode)





Conducted Emission Test (model WAC6502-S, POE Mode)





Conducted Emission Test (model WAC6502-E, Adapter Mode)





Conducted Emission Test (model WAC6502-E, POE Mode)





Radiated Emission Test (model WAC6502-S, Adapter Mode)



Radiated Emission Test (model WAC6502-S, POE Mode)



Radiated Emission Test (model WAC6502-E, Adapter Mode)



Radiated Emission Test (model WAC6502-E, POE Mode)

