



7.8 Test Setup Photograph**7.8.1 Unwanted Radiated Emission**

– Front View –




– Rear View –

Photograph present configuration with maximum emission



- X axis -



- Y axis -



-Z axis-

7.8.2 AC Powerline Conducted Emission

– Front View –



– Side View –

Photograph present configuration with maximum emission

7.8.3 Dynamic Frequency Selection**Test Setup for Generating the Radar Waveform****Test Setup for DFS Testing and Monitoring the UNII Device**