

Facon[®] Wireless LED Picture Light

This Wireless Rechargeable LED Picture Light with Remote control and Bluetooth speaker function. Use for painting light for display art work and play music. Design to use as painting portrait, canvas artwork, darts, wall display illuminating, dressing table, mirror lights, vanity table and art display.



LED PICTURE LIGHT ORDERING INFORMATION:

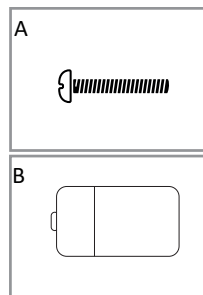
Model#	Size (Inch)	Color Temp.	Build-in Switch	Dimmable	Bluetooth Name	Charger Outlet	USB Cable Length
VT182105 W-803BK-F	L18.21"XW6.91"XH9.82"	3 Colors Convertible 3000K/4500K/8000K	Yes	Yes	Facon	Type-C	47.24"

BATTERY INFORMATION:

Model#	Description	Ratings	Charge Time	Working Time (Light + Speaker)	Working Time (Only Light)	Working Time (Only Speaker)
18650	Polymer Lithium Ion Battery	3.7V-10000mAh	5 Hours	6 Hours	8 Hours	10 Hours

PACKAGE CONTENTS:

Part	Description	Q-ty
-	Wireless LED Picture Light	1
A	Screws	4
B	AAA Battery for controller	2
-	Installation Instructions	1
-	Type-C USB cable	1



⚠ WARNING

RISK OF PERSONAL INJURY-PLEASE READ THESE INSTRUCTIONS CAREFULLY.FOLLOW ALL INSTALLATION INSTRUCTIONS AND OBSERVE ALL WARNINGS.

Please charge the battery before use

Rotate the fixture to make it detachable and take down to charge when no power.

One type-C USB cable was included in the package.

E-mail: monica@wayspride.com
Website: <http://www.Genesis-Light.com>

INSTALLATION GUIDE

IMPORTANT SAFETY INFORMATION:

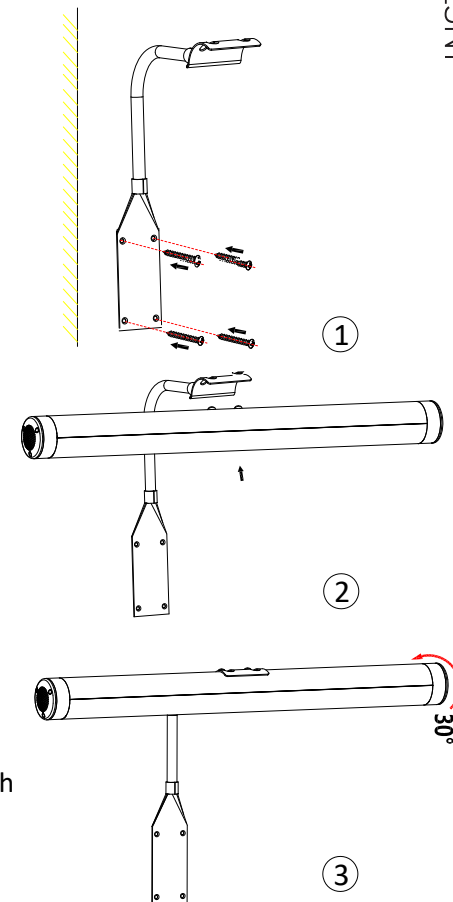
Please read all of the instructions below BEFORE installation

- The product MUST be installed by a qualified electrician in accordance with The National Electrical Code and corresponding local codes.
- If the product is damaged, DO NOT ATTEMPT INSTALLATION AND DO NOT USE!

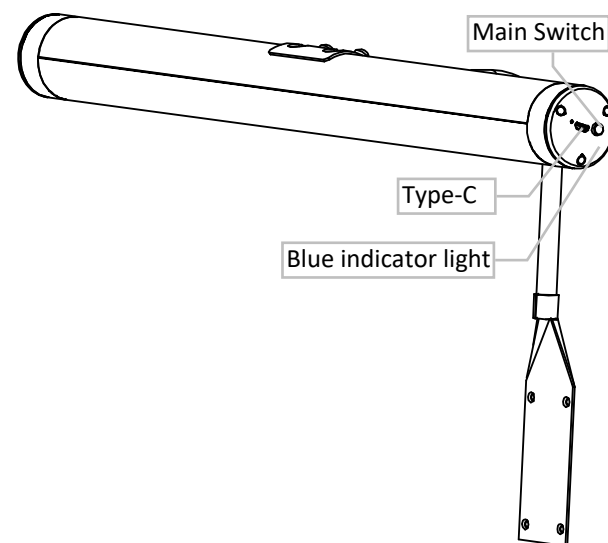

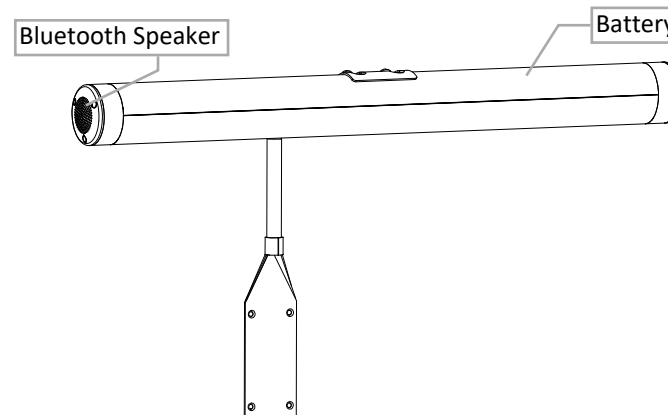
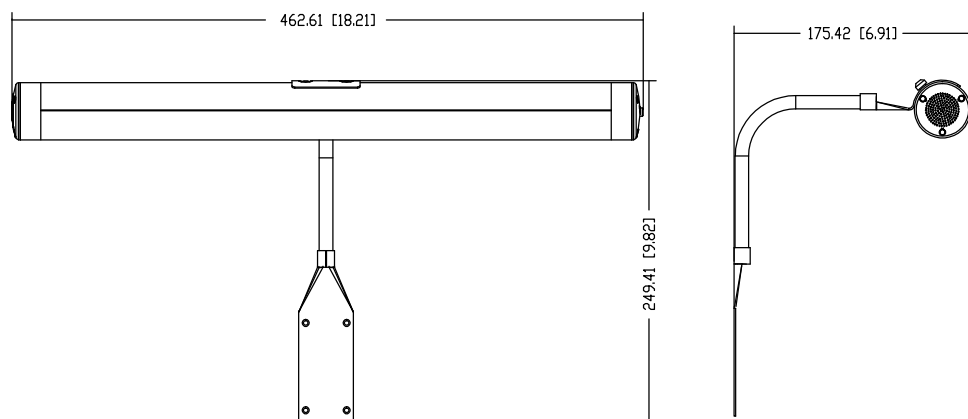
INSTALLATION STEPS

Ensure the battery have full power before installation. When the lights going down obviously and the blue indicator light flicker, please recharge the battery.

1. Install the mounting plate to the wall with 4 screws(Included). Use a level(not included) to ensure that the mounting plate is level on the wall.
2. Put the light fixture into the mounting plate. This light is magnetic attached to the swing arm and locked into 2 screw holds by rotate the fixture. Make sure the fixture was locked well into the 2 screws holds.
3. Adjust the fixture to the target angle that you like. Rotate the fixture about 30 degree to make it detachable and take down to charge when no power.
4. When battery remain 1/3 of power - Bluetooth function will stop, but lights still can work 3-4 Hours.



Facon[®] Wireless LED Picture Light



The blue indicator light will turn on when open the bluetooth; Blue indicator light turn off when close the bluetooth. The bluetooth and light fixture work independently.

Facon[®] Wireless LED Picture Light

NOTE:

1. **This device complies with part 15 of the FCC Rules. Operation is subject to the following two conditions:**

- (1) This device may not cause harmful interference,
- (2) this device must accept any interference received, including interference that may cause undesired operation.

2. The user's manual or instruction manual for an intentional or unintentional radiator shall caution the user that changes or modifications not expressly approved by the party responsible for compliance could void the user's authority to operate the equipment. In cases where the manual is provided only in a form other than paper, such as on a computer disk or over the Internet, the information required by this section may be included in the manual in that alternative form, provided the user can reasonably be expected to have the capability to access information in that form.

3. This equipment has been tested and found to comply with the limits for a Class B digital device, pursuant to Part 15 of the FCC Rules. These limits are designed to provide reasonable protection against harmful interference in a residential installation. This equipment generates, uses and can radiate radio frequency energy and, if not installed and used in accordance with the instructions, may cause harmful interference to radio communications. However, there is no guarantee that interference will not occur in a particular installation. If this equipment does cause harmful interference to radio or television reception, which can be determined by turning the equipment off and on, the user is encouraged to try to correct the interference by one or more of the following measures:

- Reorient or relocate the receiving antenna.
- Increase the separation between the equipment and receiver.
- Connect the equipment into an outlet on a circuit different from that to which the receiver is connected.
- Consult the dealer or an experienced radio/ TV technician for help.

FCC Radiation Exposure Statement:

This equipment complies with FCC radiation exposure limits set forth for an uncontrolled environment. This equipment should be installed and operated with minimum distance 20cm between the radiator & your body.

Remarks:

1. Press the on&off switch, it will turn on the 3000K warm white light at the first time.
2. It has memory function, it will stay at the same color light as last time when you turn off the light.
3. If you face any problem with the remote controller, maybe you need to exchange the AAA battery. If the controller/ light fixture still does not work properly, turn off the light with the main switch on the side of the light fixture and press the reset key on the controller. Everything will go back to original.

LIMITED ONE YEAR WARRANTY

If within one(1) year from the date of purchase, the product fails due to a defect in material or workmanship.

WaysPride LLC (Genesis Lighting) will repair or replace it free of charge. WaysPride LLC will not be liable for incidental or consequential damages to purchases, or any other party.

For any loss, damage, injury or expense of any kind or nature caused directly or indirectly by the product or the failure of the product to operate properly.

Warranty service is available by mailing postage prepaid to WaysPride LLC.

17 McMillan way KH0135 Newark De 19713.

A valid copy of original invoice and return merchandise authorization (or RMA) are required for all warranty services.