

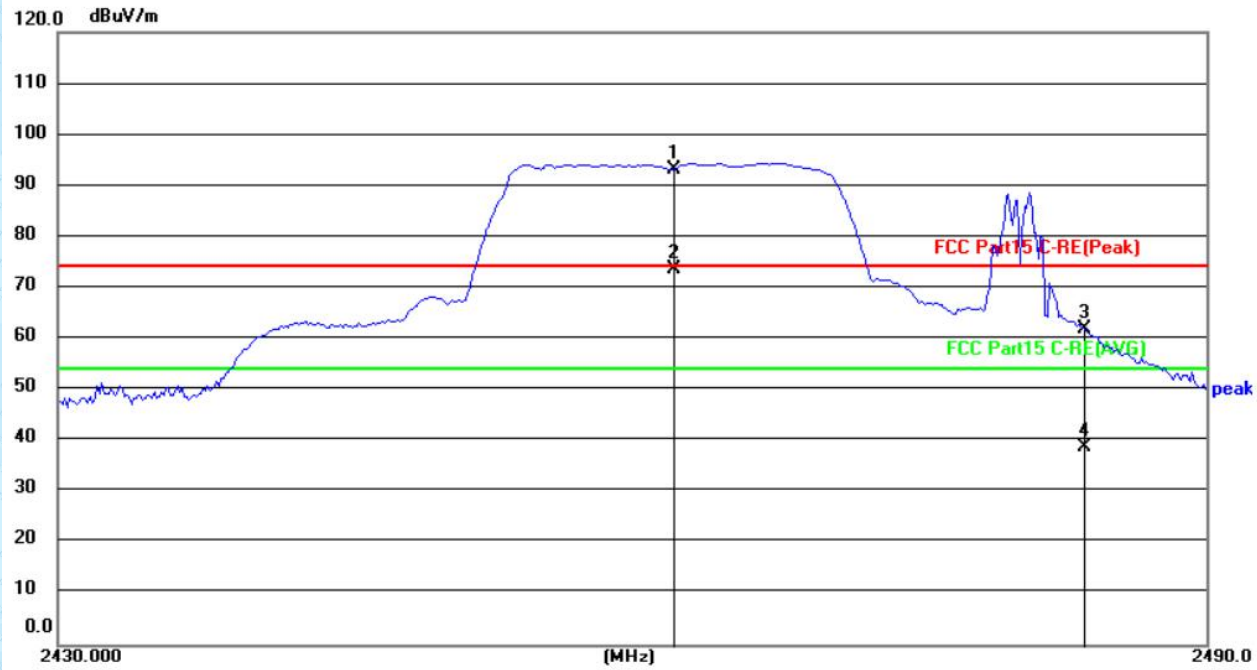
Vertical



No.	Frequency (MHz)	Reading (dBuV)	Factor (dB/m)	Level (dBuV/m)	Limit (dBuV/m)	Margin (dB)	Detector
1	2390.000	37.89	26.32	64.21	74.00	-9.79	peak
2	2390.000	17.08	26.32	43.40	54.00	-10.60	AVG
3	2412.000	68.11	26.36	94.47	74.00	20.47	peak
4	2412.000	52.08	26.36	78.44	54.00	24.44	AVG

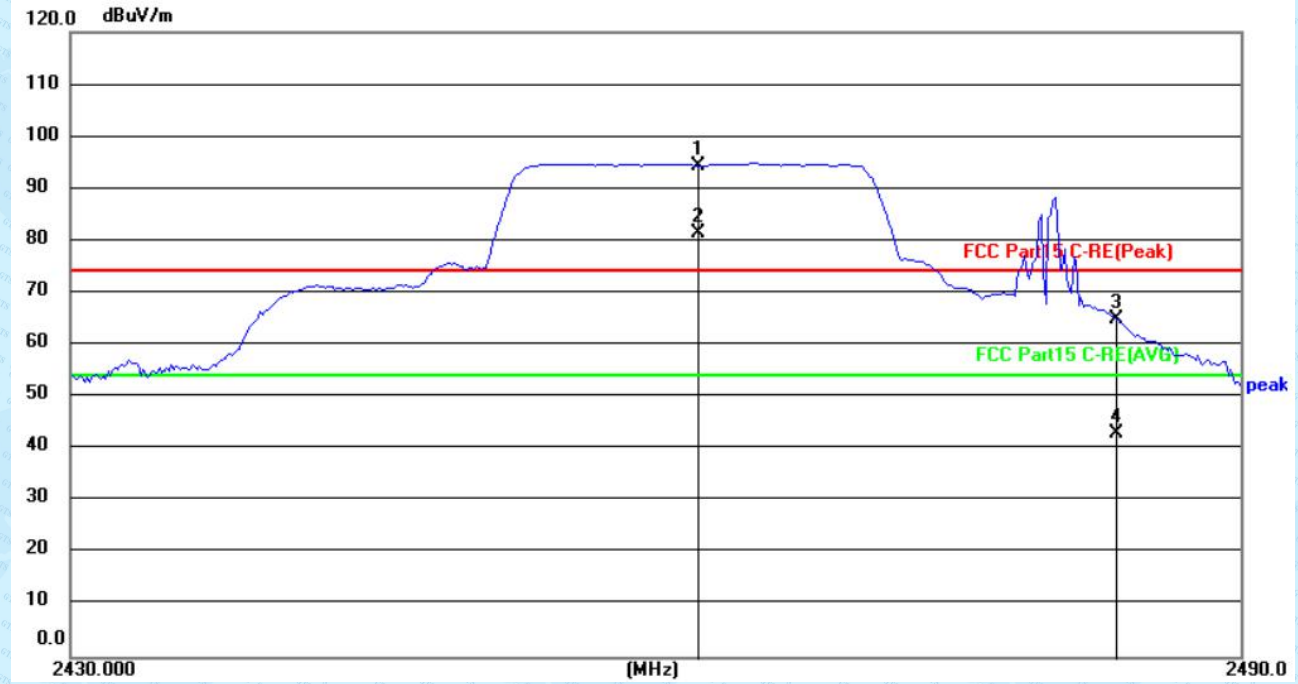
Test mode:	802.11g 2462MHz	Test channel:	Highest
------------	-----------------	---------------	---------

Horizontal



No.	Frequency (MHz)	Reading (dBuV)	Factor (dB/m)	Level (dBuV/m)	Limit (dBuV/m)	Margin (dB)	Detector
1	2462.000	66.69	26.44	93.13	74.00	19.13	peak
2	2462.000	47.18	26.44	73.62	54.00	19.62	AVG
3	2483.500	35.60	26.47	62.07	74.00	-11.93	peak
4	2483.500	12.27	26.47	38.74	54.00	-15.26	AVG

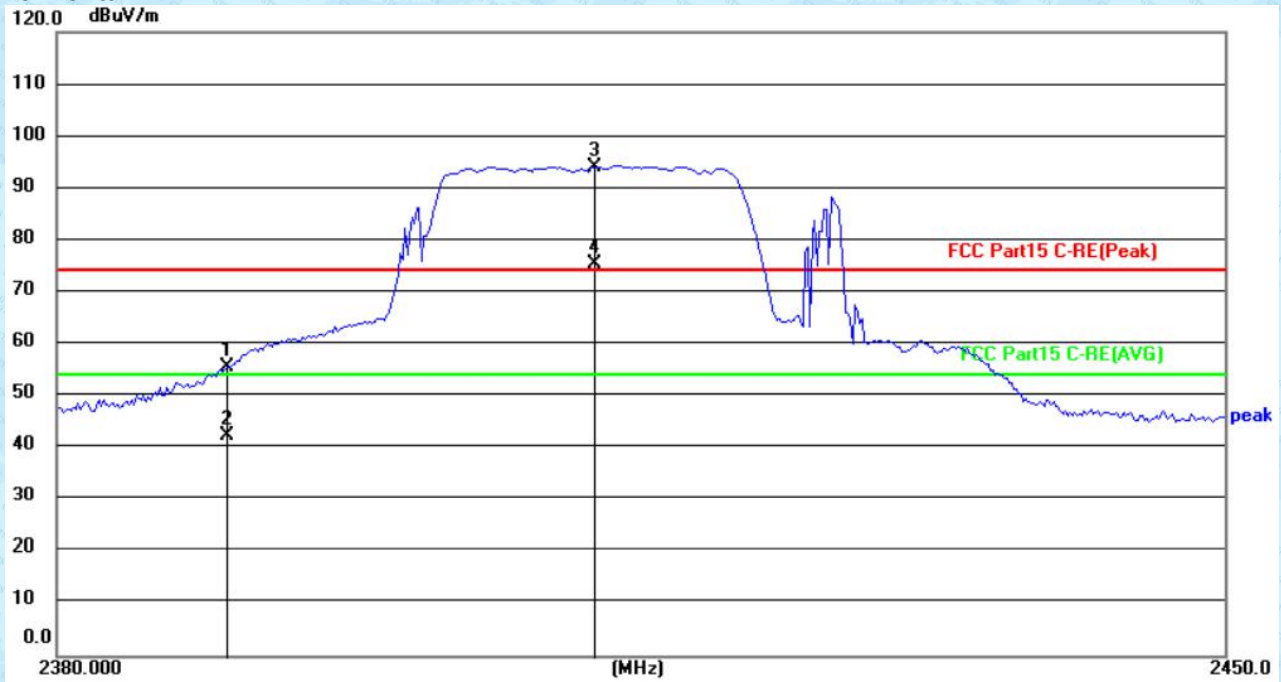
Vertical



No.	Frequency (MHz)	Reading (dBuV)	Factor (dB/m)	Level (dBuV/m)	Limit (dBuV/m)	Margin (dB)	Detector
1	2462.000	68.02	26.44	94.46	74.00	20.46	peak
2	2462.000	54.92	26.44	81.36	54.00	27.36	AVG
3	2483.500	38.50	26.47	64.97	74.00	-9.03	peak
4	2483.500	16.60	26.47	43.07	54.00	-10.93	AVG

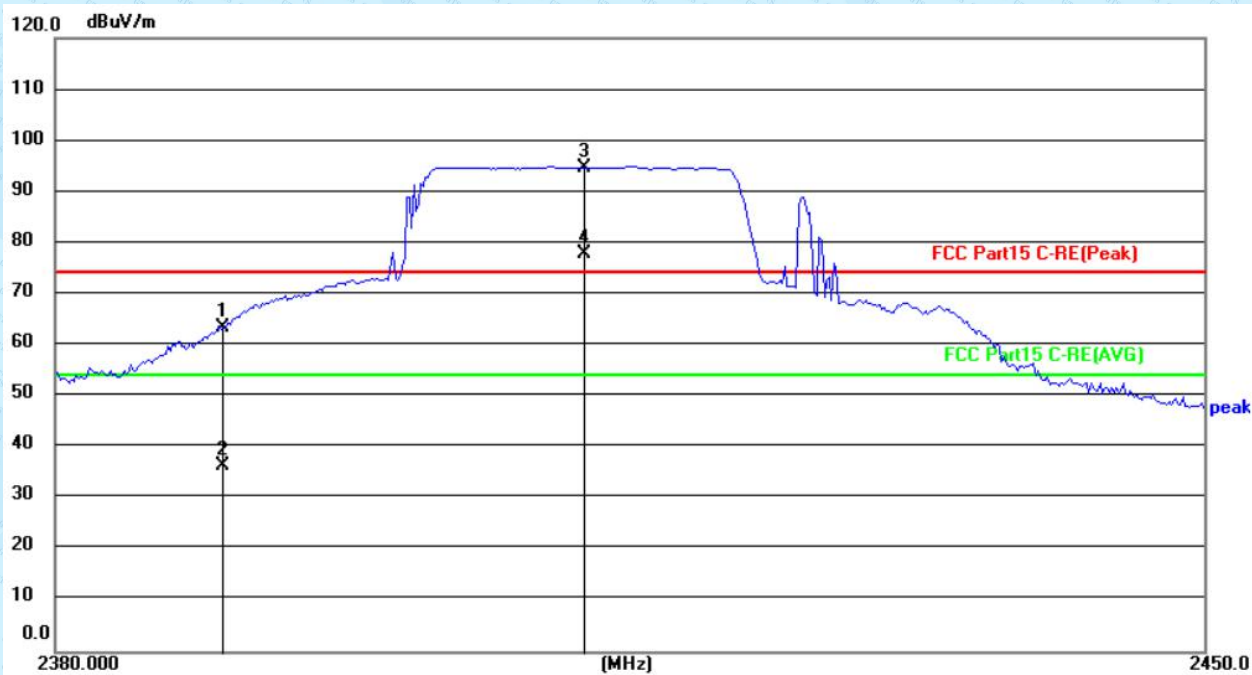
Test mode:	802.11n(HT20) 2412MHz	Test channel:	Lowest
------------	-----------------------	---------------	--------

Horizontal



No.	Frequency (MHz)	Reading (dBuV)	Factor (dB/m)	Level (dBuV/m)	Limit (dBuV/m)	Margin (dB)	Detector
1	2390.000	29.36	26.32	55.68	74.00	-18.32	peak
2	2390.000	16.14	26.32	42.46	54.00	-11.54	AVG
3	2412.000	67.83	26.36	94.19	74.00	20.19	peak
4	2412.000	49.00	26.36	75.36	54.00	21.36	AVG

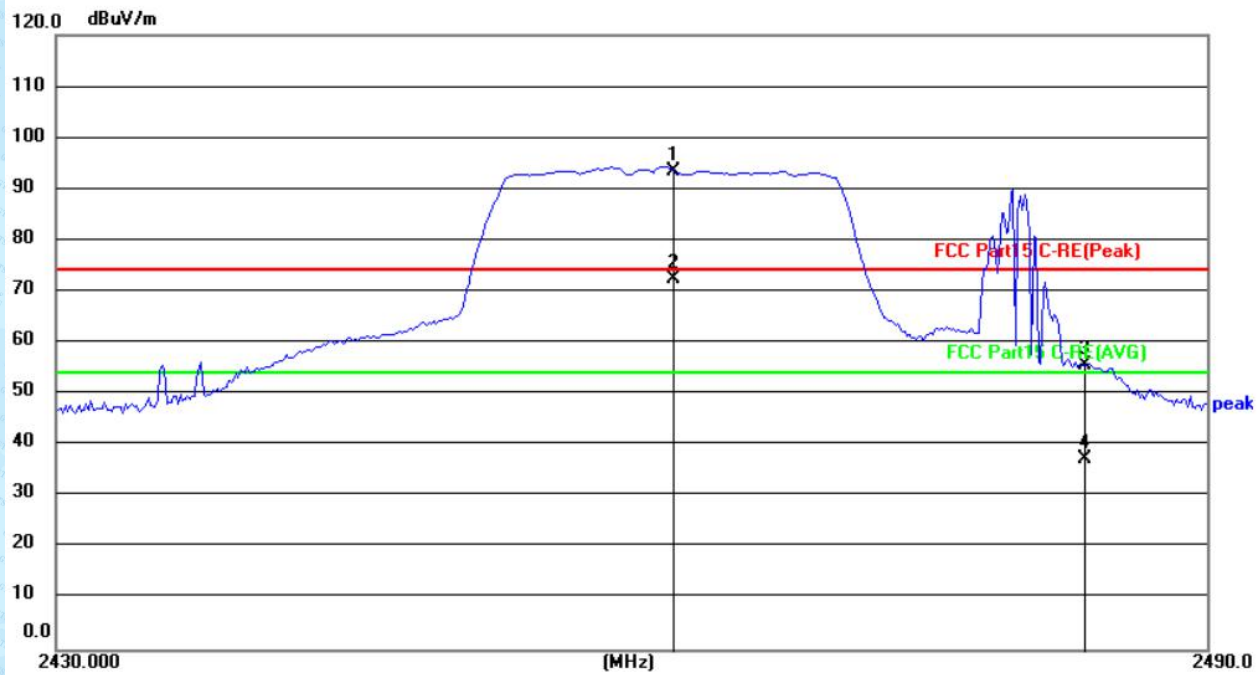
Vertical



No.	Frequency (MHz)	Reading (dBuV)	Factor (dB/m)	Level (dBuV/m)	Limit (dBuV/m)	Margin (dB)	Detector
1	2390.000	37.06	26.32	63.38	74.00	-10.62	peak
2	2390.000	10.02	26.32	36.34	54.00	-17.66	AVG
3	2412.000	68.22	26.36	94.58	74.00	20.58	peak
4	2412.000	51.39	26.36	77.75	54.00	23.75	AVG

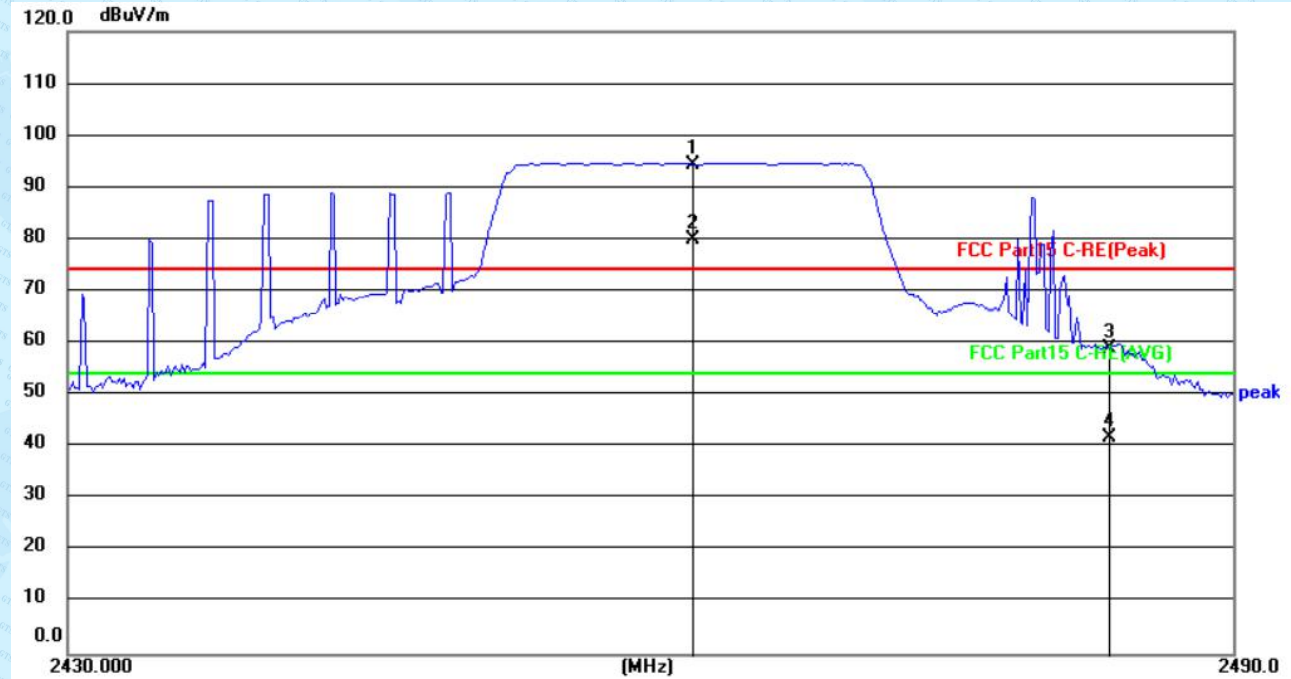
Test mode:	802.11n(HT20 2462MHz)	Test channel:	Highest
------------	-----------------------	---------------	---------

Horizontal



No.	Frequency (MHz)	Reading (dBuV)	Factor (dB/m)	Level (dBuV/m)	Limit (dBuV/m)	Margin (dB)	Detector
1	2462.000	67.06	26.44	93.50	74.00	19.50	peak
2	2462.000	46.12	26.44	72.56	54.00	18.56	AVG
3	2483.500	29.10	26.47	55.57	74.00	-18.43	peak
4	2483.500	10.93	26.47	37.40	54.00	-16.60	AVG

Vertical



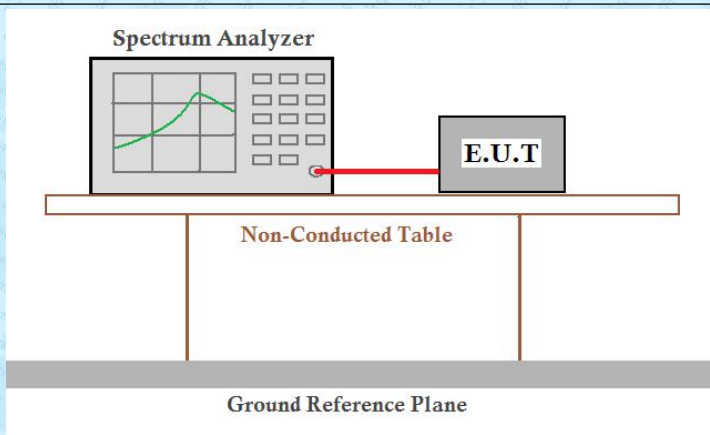
No.	Frequency (MHz)	Reading (dBuV)	Factor (dB/m)	Level (dBuV/m)	Limit (dBuV/m)	Margin (dB)	Detector
1	2462.000	68.00	26.44	94.44	74.00	20.44	peak
2	2462.000	53.39	26.44	79.83	54.00	25.83	AVG
3	2483.500	32.57	26.47	59.04	74.00	-14.96	peak
4	2483.500	15.38	26.47	41.85	54.00	-12.15	AVG

Remarks:

1. Only the worst case Main Antenna test data.
2. The pre-test were performed on lowest, middle and highest frequencies, only the worst case's (lowest and highest frequencies) data was showed.
3. Final Level = Receiver Read level + Antenna Factor
4. The emission levels of other frequencies are very lower than the limit and not show in test report.

7.7 Spurious Emission

7.7.1 Conducted Emission Method

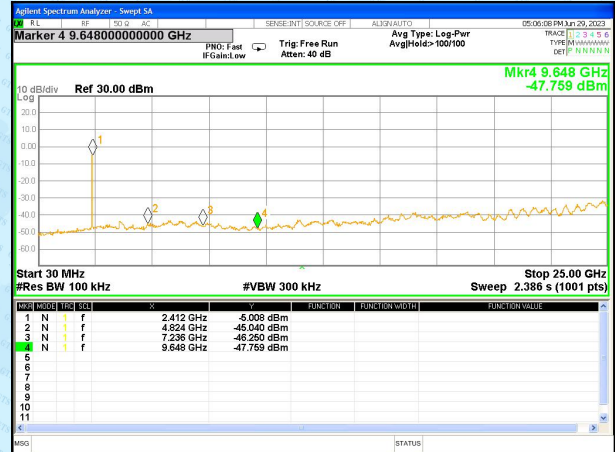
Test Requirement:	FCC Part15 C Section 15.247 (d)
Test Method:	KDB558074 D01 15.247 Meas Guidance v05r02
Limit:	In any 100 kHz bandwidth outside the frequency band in which the spread spectrum intentional radiator is operating, the radio frequency power that is produced by the intentional radiator shall be at least 20 dB below that in the 100 kHz bandwidth within the band that contains the highest level of the desired power, based on either an RF conducted or a radiated measurement.
Test setup:	 <p>The diagram illustrates the test setup. A Spectrum Analyzer is connected to an E.U.T. (Equipment Under Test) via a red cable. Both the Spectrum Analyzer and the E.U.T. are placed on a Non-Conducted Table. The table is supported by a Ground Reference Plane.</p>
Test Instruments:	Refer to section 6.0 for details
Test mode:	Refer to section 5.2 for details
Test results:	Pass

Test plot as follows:

802.11b

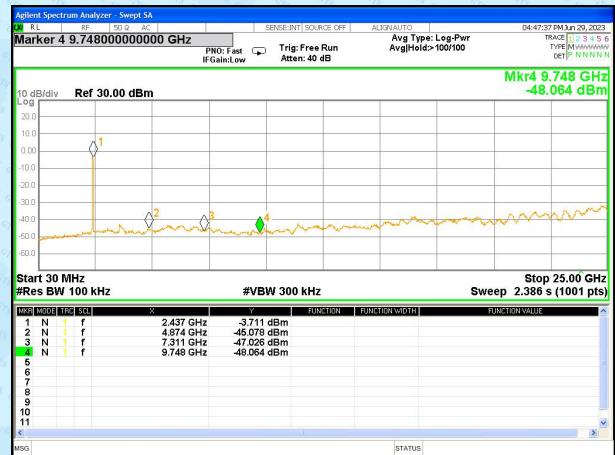
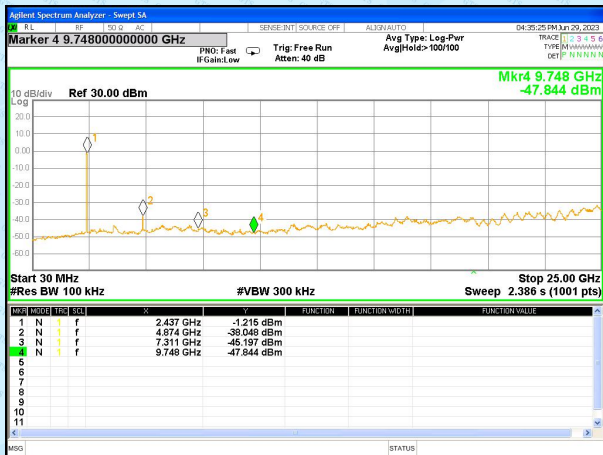
802.11g

Lowest channel



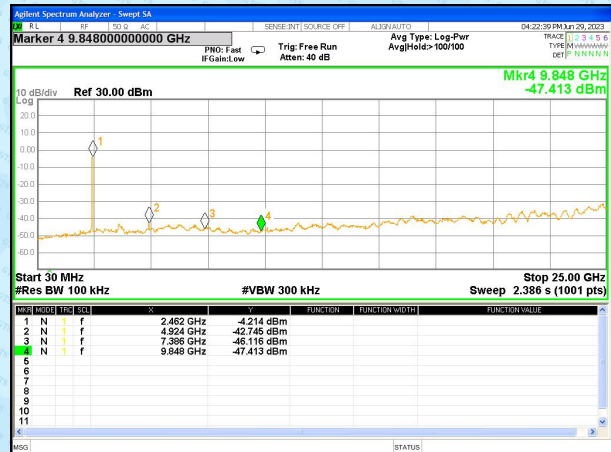
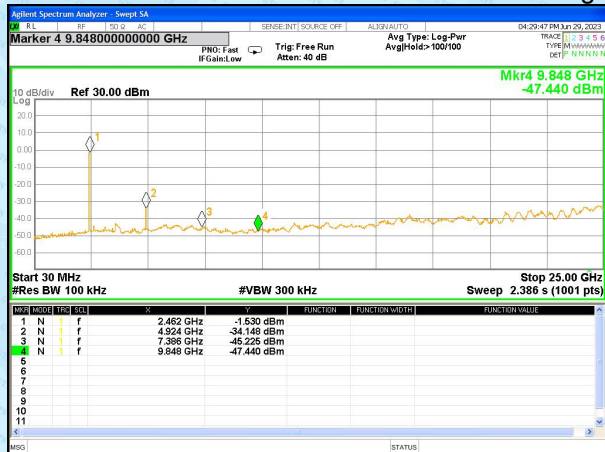
30MHz~25GHz

Middle channel



30MHz~25GHz

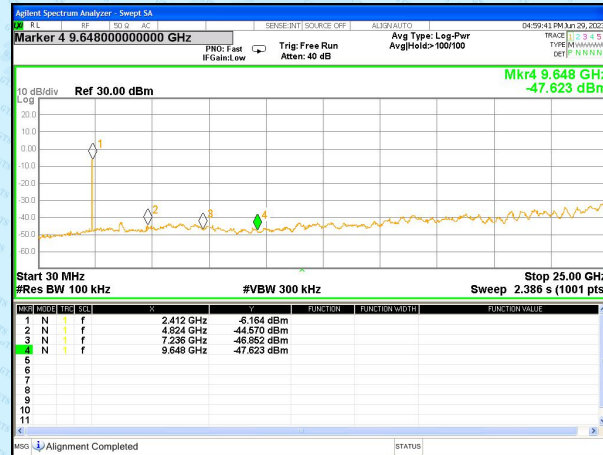
Highest channel



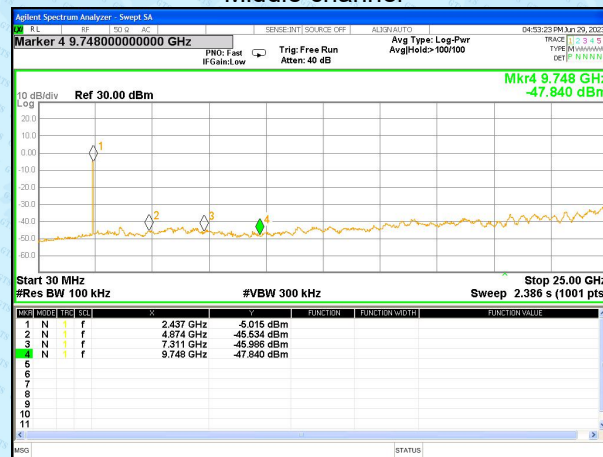
30MHz~25GHz

802.11n(HT20)

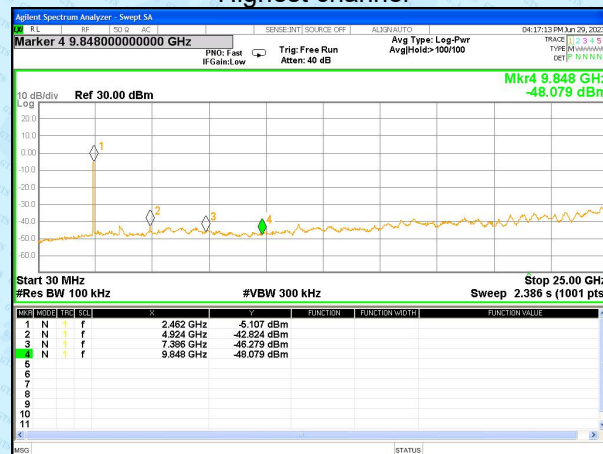
Lowest channel



30MHz~25GHz Middle channel

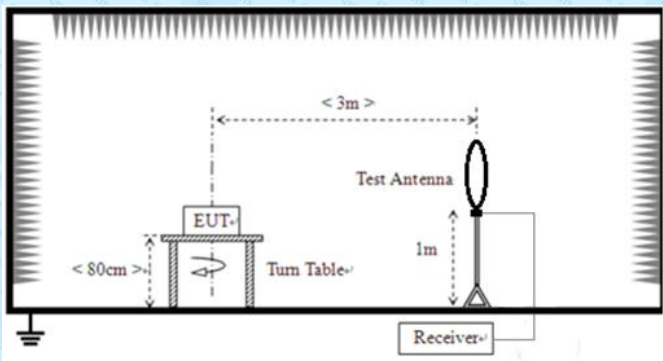
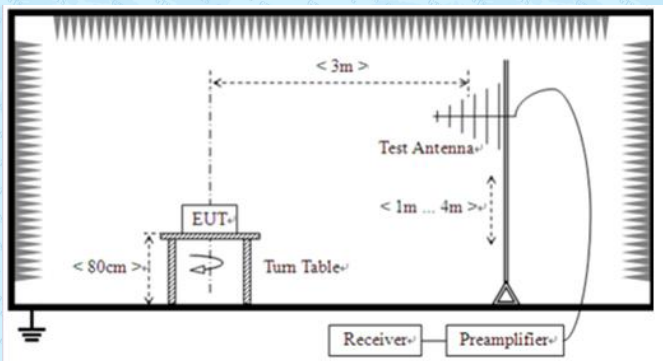


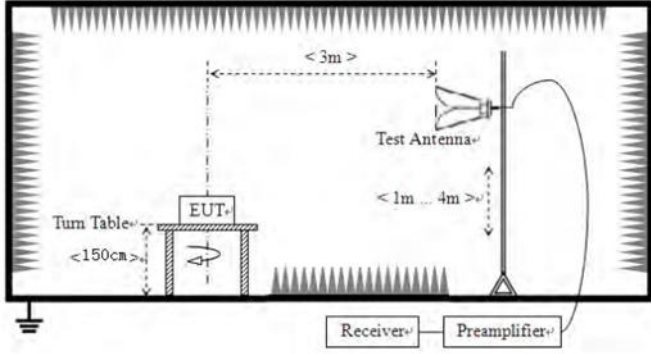
30MHz~25GHz Highest channel



30MHz~25GHz

7.7.2 Radiated Emission Method

Test Requirement:	FCC Part15 C Section 15.209				
Test Method:	ANSI C63.10: 2013				
Test Frequency Range:	9kHz to 25GHz				
Test site:	Measurement Distance: 3m				
Receiver setup:	Frequency	Detector	RBW	VBW	Value
	9KHz-150KHz	Quasi-peak	200Hz	600Hz	Quasi-peak
	150KHz-30MHz	Quasi-peak	9KHz	30KHz	Quasi-peak
	30MHz-1GHz	Quasi-peak	120KHz	300KHz	Quasi-peak
	Above 1GHz	Peak	1MHz	3MHz	Peak
Peak		1MHz	10Hz	Average	
Limit:	Frequency	Limit (uV/m)	Value	Measurement Distance	
	0.009MHz-0.490MHz	2400/F(KHz)	QP	300m	
	0.490MHz-1.705MHz	24000/F(KHz)	QP	300m	
	1.705MHz-30MHz	30	QP	30m	
	30MHz-88MHz	100	QP	3m	
	88MHz-216MHz	150	QP		
	216MHz-960MHz	200	QP		
	960MHz-1GHz	500	QP		
	Above 1GHz	500	Average		
5000		Peak			
Test setup:	For radiated emissions from 9kHz to 30MHz				
					
	For radiated emissions from 30MHz to1GHz				
					

	<p>For radiated emissions above 1GHz</p> 					
Test Procedure:	<ol style="list-style-type: none"> 1. The EUT was placed on the top of a rotating table (0.8m for below 1G and 1.5m for above 1G) above the ground at a 3 meter camber. The table was rotated 360 degrees to determine the position of the highest radiation. 2. The EUT was set 3 meters away from the interference-receiving antenna, which was mounted on the top of a variable-height antenna tower. 3. The antenna height is varied from one meter to four meters above the ground to determine the maximum value of the field strength. Both horizontal and vertical polarizations of the antenna are set to make the measurement. 4. For each suspected emission, the EUT was arranged to its worst case and then the antenna was tuned to heights from 1 meter to 4 meters and the rota table was turned from 0 degrees to 360 degrees to find the maximum reading. 5. The test-receiver system was set to Peak Detect Function and Specified Bandwidth with Maximum Hold Mode. 6. If the emission level of the EUT in peak mode was 10dB lower than the limit specified, then testing could be stopped and the peak values of the EUT would be reported. Otherwise the emissions that did not have 10dB margin would be re-tested one by one using peak, quasi-peak or average method as specified and then reported in a data sheet. 					
Test Instruments:	Refer to section 6.0 for details					
Test mode:	Refer to section 5.2 for details					
Test voltage:	AC120V 60Hz					
Test environment:	Temp.:	26.3 °C	Humid.:	46%	Press.:	1010mbar
Test voltage:	5Vdc 1A					
Test results:	Pass					

Remarks:

1. Only the worst case Main Antenna test data.
2. Pre-scan all kind of the place mode (X-axis, Y-axis, Z-axis), and found the Y-axis which it is worse case.

Measurement data:

■ 9kHz~30MHz

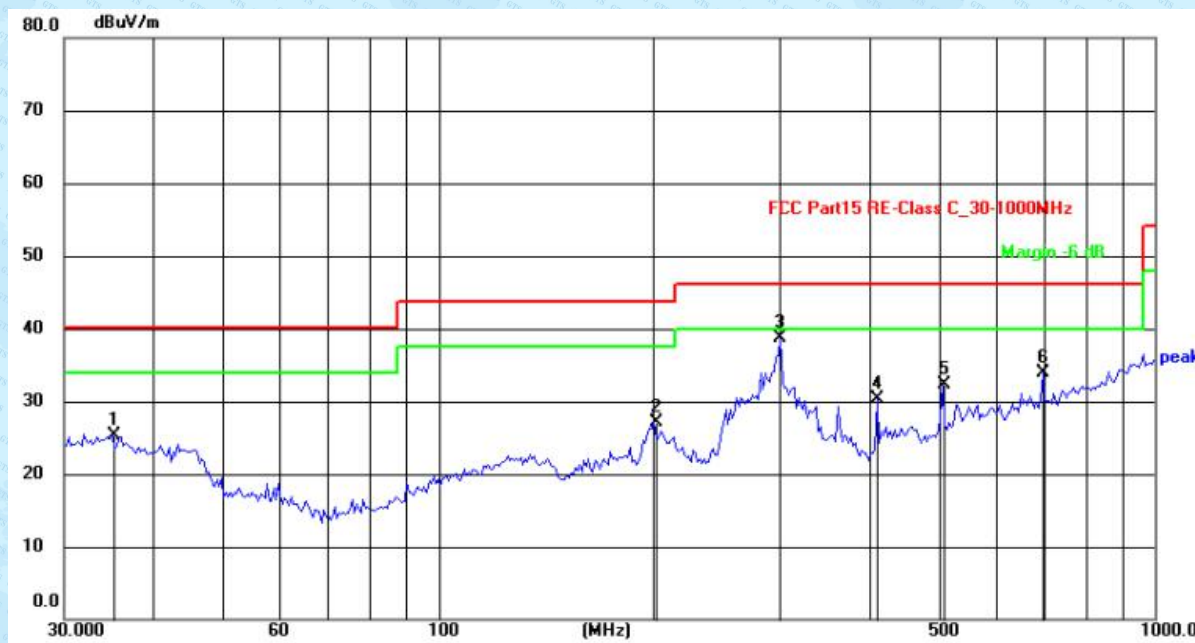
The emission from 9 kHz to 30MHz was pre-tested and found the result was 20dB lower than the limit, and according to 15.31(o) & RSS-Gen 6.13, the test result no need to reported.

■ Above 18GHz

The emission from Above 18GHz was pre-tested and found the result was 20dB lower than the limit, the test result no need to reported.

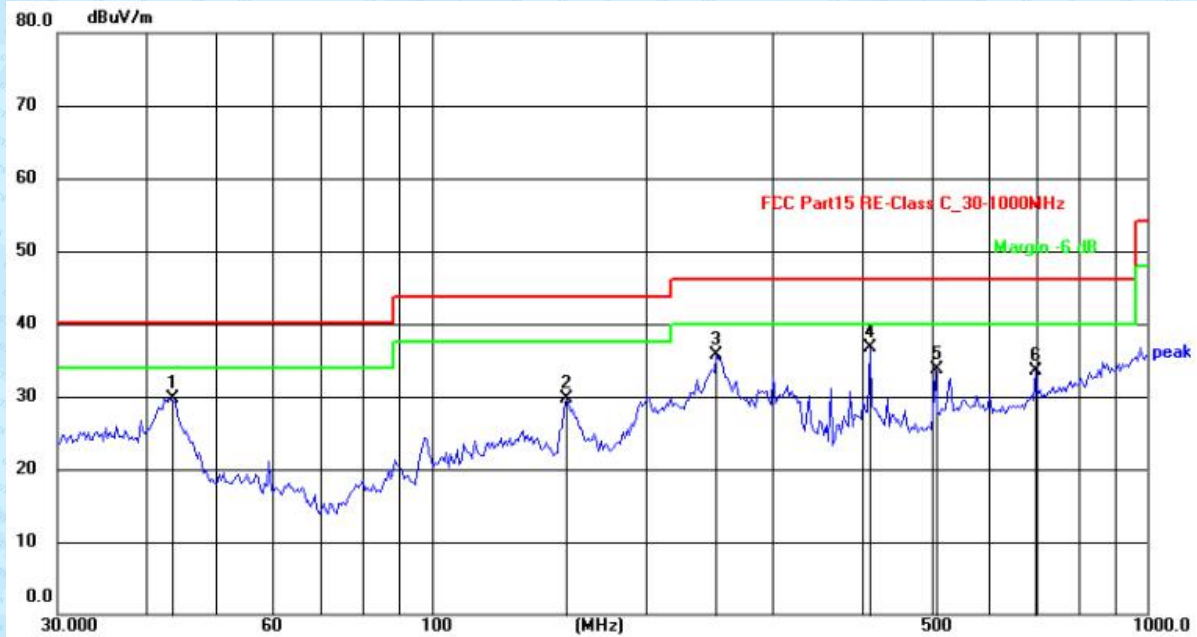
Below 1GHz

Ant. Pol.	Horizontal
Test Mode:	802.11b 2412MHz
Remark:	Only worse case is reported



No.	Frequency (MHz)	Reading (dBuV)	Factor (dB/m)	Level (dBuV/m)	Limit (dBuV/m)	Margin (dB)	Detector
1	35.0157	27.54	-2.21	25.33	40.00	-14.67	QP
2	200.0432	28.93	-1.75	27.18	43.50	-16.32	QP
3	300.6988	43.21	-4.59	38.62	46.00	-7.38	QP
4	409.6506	34.67	-4.34	30.33	46.00	-15.67	QP
5	505.7891	33.78	-1.49	32.29	46.00	-13.71	QP
6	698.8035	32.22	1.71	33.93	46.00	-12.07	QP

Ant. Pol.	Vertical
Test Mode:	802.11b 2412MHz
Remark:	Only worse case is reported

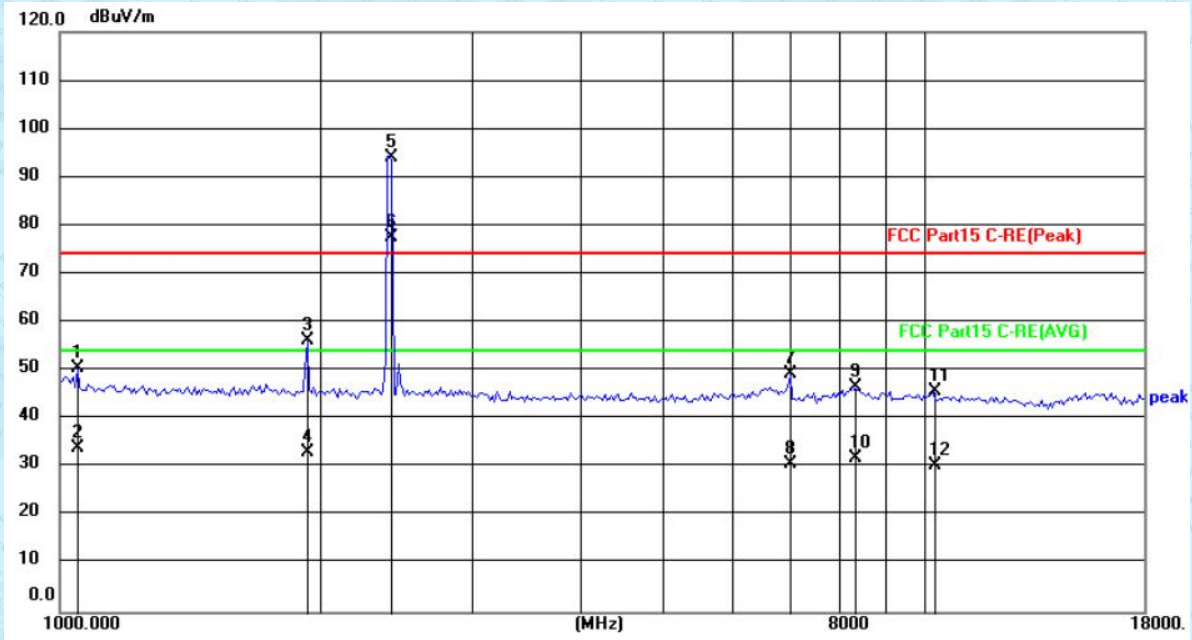


No.	Frequency (MHz)	Reading (dBuV)	Factor (dB/m)	Level (dBuV/m)	Limit (dBuV/m)	Margin (dB)	Detector
1	43.2333	33.70	-4.03	29.67	40.00	-10.33	QP
2	154.2428	37.94	-8.17	29.77	43.50	-13.73	QP
3	250.4859	40.98	-5.22	35.76	46.00	-10.24	QP
4	409.6506	39.51	-2.72	36.79	46.00	-9.21	QP
5	505.7891	35.16	-1.49	33.67	46.00	-12.33	QP
6	698.8035	31.78	1.68	33.46	46.00	-12.54	QP

Above 1GHz

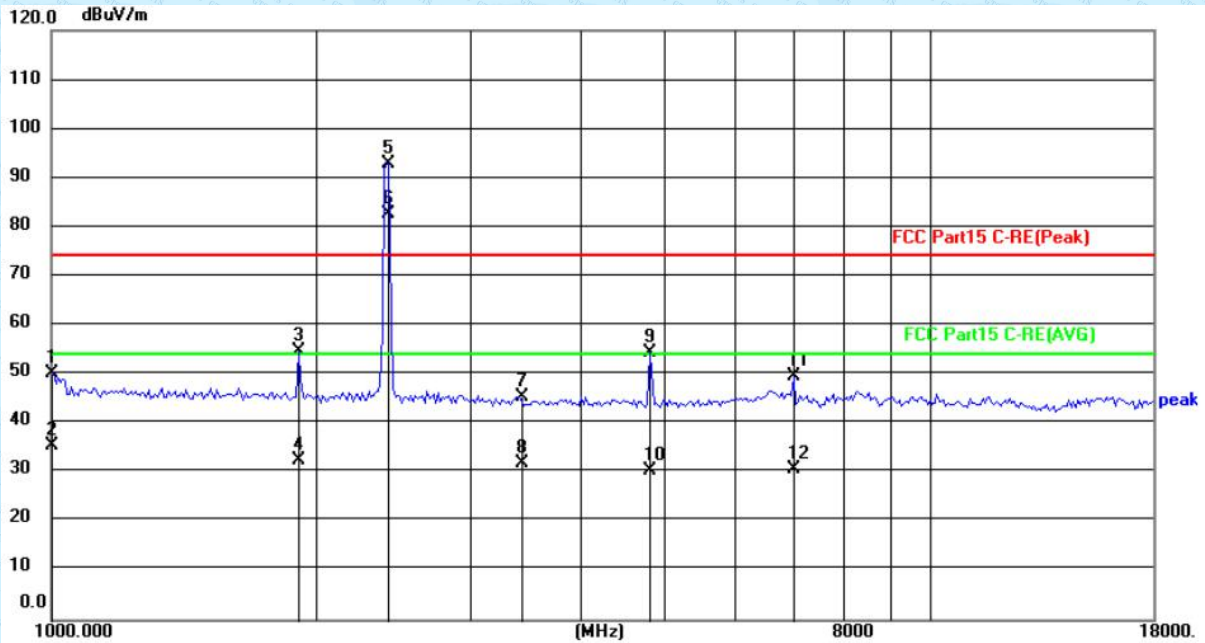
Test mode:	802.11b 2412MHz	Test channel:	Lowest
------------	-----------------	---------------	--------

Horizontal:



No.	Frequency (MHz)	Reading (dBuV)	Factor (dB/m)	Level (dBuV/m)	Limit (dBuV/m)	Margin (dB)	Detector
1	1047.429	26.82	23.64	50.46	74.00	-23.54	peak
2	1047.429	10.47	23.64	34.11	54.00	-19.89	AVG
3	1935.422	30.66	25.51	56.17	74.00	-17.83	peak
4	1935.422	7.54	25.51	33.05	54.00	-20.95	AVG
5	2412.000	67.54	26.36	93.90	74.00	19.90	peak
6	2412.000	51.18	26.36	77.54	54.00	23.54	AVG
7	7002.185	13.46	35.80	49.26	74.00	-24.74	peak
8	7002.185	-4.91	35.80	30.89	54.00	-23.11	AVG
9	8282.955	9.85	36.73	46.58	74.00	-27.42	peak
10	8282.955	-4.67	36.73	32.06	54.00	-21.94	AVG
11	10262.700	6.26	39.38	45.64	74.00	-28.36	peak
12	10262.700	-8.95	39.38	30.43	54.00	-23.57	AVG

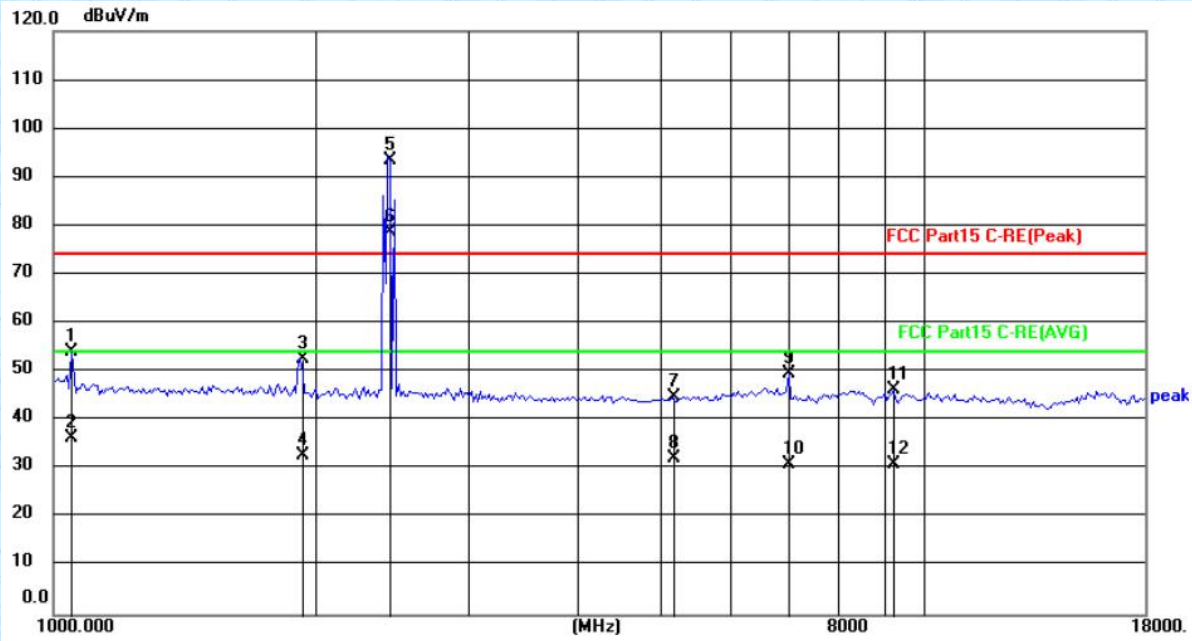
Vertical:



No.	Frequency (MHz)	Reading (dBuV)	Factor (dB/m)	Level (dBuV/m)	Limit (dBuV/m)	Margin (dB)	Detector
1	1005.809	48.76	1.49	50.25	74.00	-23.75	peak
2	1005.809	34.05	1.49	35.54	54.00	-18.46	AVG
3	1913.130	29.29	25.44	54.73	74.00	-19.27	peak
4	1913.130	7.07	25.44	32.51	54.00	-21.49	AVG
5	2412.000	66.59	26.36	92.95	74.00	18.95	peak
6	2412.000	56.41	26.36	82.77	54.00	28.77	AVG
7	3414.304	17.32	28.15	45.47	74.00	-28.53	peak
8	3414.304	3.68	28.15	31.83	54.00	-22.17	AVG
9	4805.307	24.45	30.07	54.52	74.00	-19.48	peak
10	4805.307	0.39	30.07	30.46	54.00	-23.54	AVG
11	7002.185	13.88	35.80	49.68	74.00	-24.32	peak
12	7002.185	-4.91	35.80	30.89	54.00	-23.11	AVG

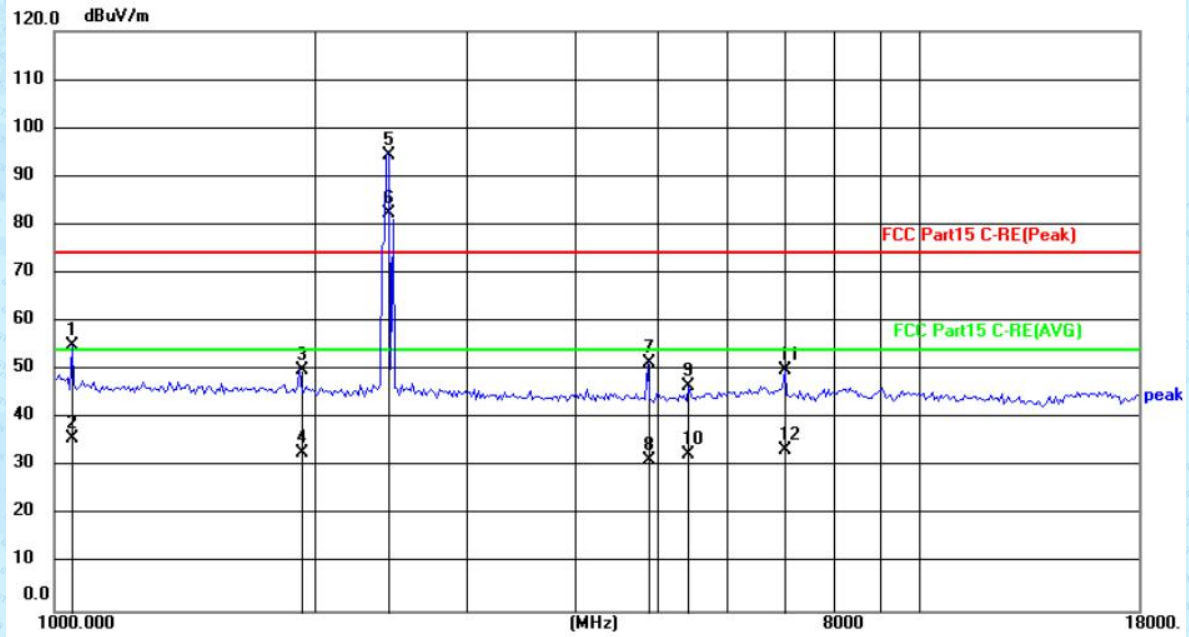
Test mode:	802.11b 2437MHz	Test channel:	Middle
------------	-----------------	---------------	--------

Horizontal:



No.	Frequency (MHz)	Reading (dBuV)	Factor (dB/m)	Level (dBuV/m)	Limit (dBuV/m)	Margin (dB)	Detector
1	1047.429	30.64	23.64	54.28	74.00	-19.72	peak
2	1047.429	12.88	23.64	36.52	54.00	-17.48	AVG
3	1924.244	27.25	25.47	52.72	74.00	-21.28	peak
4	1924.244	7.31	25.47	32.78	54.00	-21.22	AVG
5	2437.000	67.04	26.40	93.44	74.00	19.44	peak
6	2437.000	52.36	26.40	78.76	54.00	24.76	AVG
7	5151.196	14.15	30.71	44.86	74.00	-29.14	peak
8	5151.196	1.64	30.71	32.35	54.00	-21.65	AVG
9	7002.185	13.88	35.80	49.68	74.00	-24.32	peak
10	7002.185	-4.71	35.80	31.09	54.00	-22.91	AVG
11	9246.582	8.85	37.39	46.24	74.00	-27.76	peak
12	9246.582	-6.46	37.39	30.93	54.00	-23.07	AVG

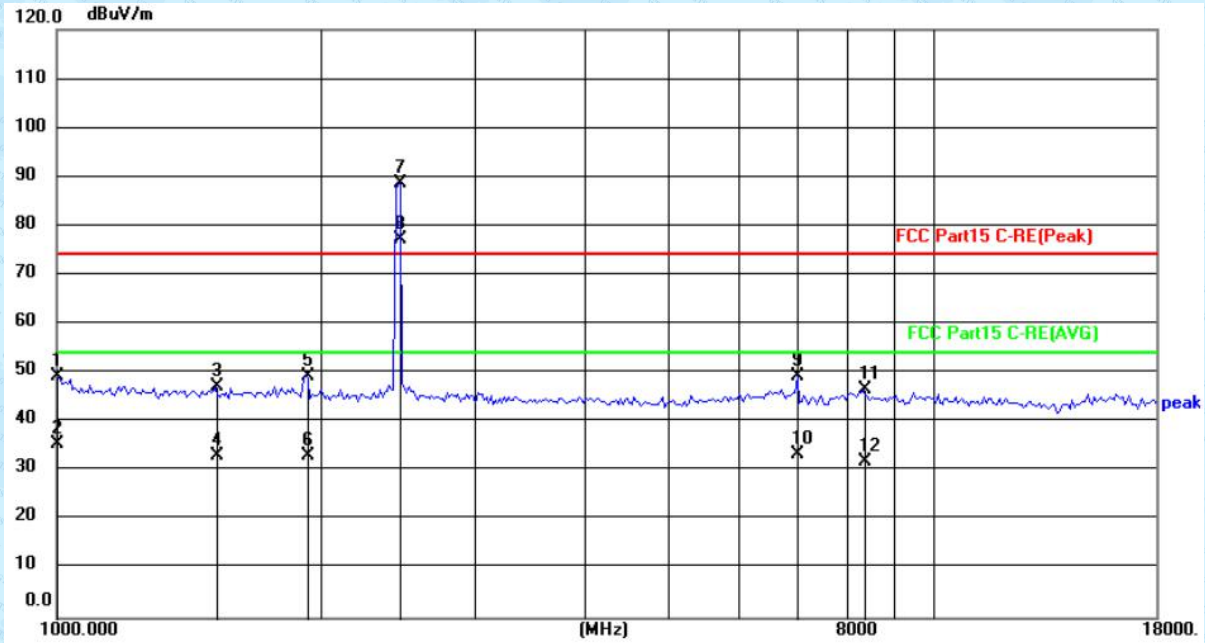
Vertical:



No.	Frequency (MHz)	Reading (dBuV)	Factor (dB/m)	Level (dBuV/m)	Limit (dBuV/m)	Margin (dB)	Detector
1	1047.429	31.52	23.64	55.16	74.00	-18.84	peak
2	1047.429	12.30	23.64	35.94	54.00	-18.06	AVG
3	1924.244	24.39	25.47	49.86	74.00	-24.14	peak
4	1924.244	7.32	25.47	32.79	54.00	-21.21	AVG
5	2437.000	68.04	26.40	94.44	74.00	20.44	peak
6	2437.000	55.93	26.40	82.33	54.00	28.33	AVG
7	4861.299	21.19	30.19	51.38	74.00	-22.62	peak
8	4861.299	1.03	30.19	31.22	54.00	-22.78	AVG
9	5426.855	15.59	31.10	46.69	74.00	-27.31	peak
10	5426.855	1.44	31.10	32.54	54.00	-21.46	AVG
11	7002.185	14.20	35.80	50.00	74.00	-24.00	peak
12	7002.185	-2.27	35.80	33.53	54.00	-20.47	AVG

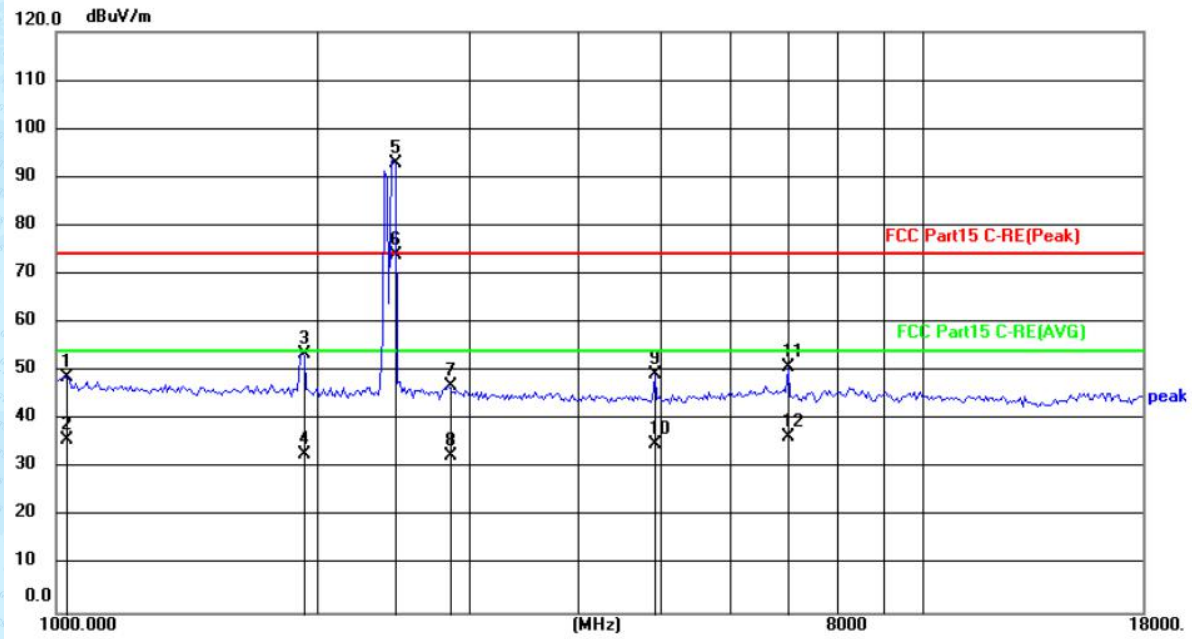
Test mode:	802.11b 2462MHz	Test channel:	Highest
------------	-----------------	---------------	---------

Horizontal:



No.	Frequency (MHz)	Reading (dBuV)	Factor (dB/m)	Level (dBuV/m)	Limit (dBuV/m)	Margin (dB)	Detector
1	1005.809	47.85	1.49	49.34	74.00	-24.66	peak
2	1005.809	34.04	1.49	35.53	54.00	-18.47	AVG
3	1517.475	22.90	24.42	47.32	74.00	-26.68	peak
4	1517.475	8.69	24.42	33.11	54.00	-20.89	AVG
5	1924.244	23.87	25.47	49.34	74.00	-24.66	peak
6	1924.244	7.78	25.47	33.25	54.00	-20.75	AVG
7	2462.000	62.27	26.44	88.71	74.00	14.71	peak
8	2462.000	50.90	26.44	77.34	54.00	23.34	AVG
9	7002.185	13.45	35.80	49.25	74.00	-24.75	peak
10	7002.185	-2.37	35.80	33.43	54.00	-20.57	AVG
11	8331.072	9.81	36.73	46.54	74.00	-27.46	peak
12	8331.072	-4.73	36.73	32.00	54.00	-22.00	AVG

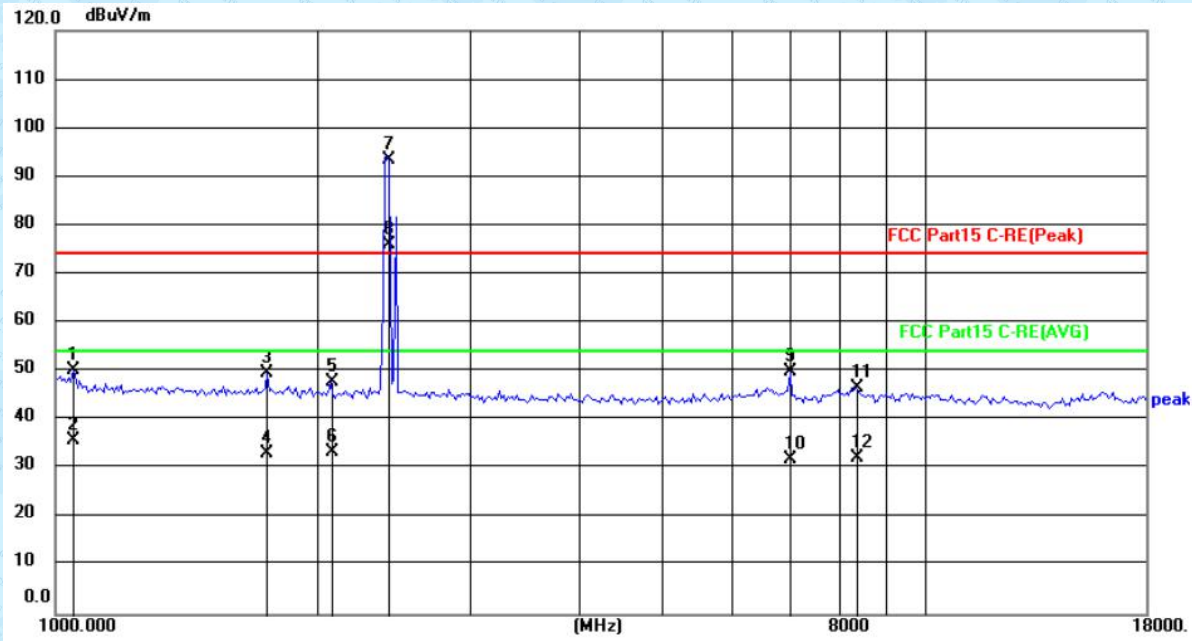
Vertical:



No.	Frequency (MHz)	Reading (dBuV)	Factor (dB/m)	Level (dBuV/m)	Limit (dBuV/m)	Margin (dB)	Detector
1	1023.440	47.04	1.76	48.80	74.00	-25.20	peak
2	1023.440	34.05	1.76	35.81	54.00	-18.19	AVG
3	1924.244	28.14	25.47	53.61	74.00	-20.39	peak
4	1924.244	7.30	25.47	32.77	54.00	-21.23	AVG
5	2462.000	66.54	26.44	92.98	74.00	18.98	peak
6	2462.000	47.46	26.44	73.90	54.00	19.90	AVG
7	2836.637	19.80	27.11	46.91	74.00	-27.09	peak
8	2836.637	5.51	27.11	32.62	54.00	-21.38	AVG
9	4917.942	18.97	30.32	49.29	74.00	-24.71	peak
10	4917.942	4.60	30.32	34.92	54.00	-19.08	AVG
11	7002.185	15.17	35.80	50.97	74.00	-23.03	peak
12	7002.185	0.70	35.80	36.50	54.00	-17.50	AVG

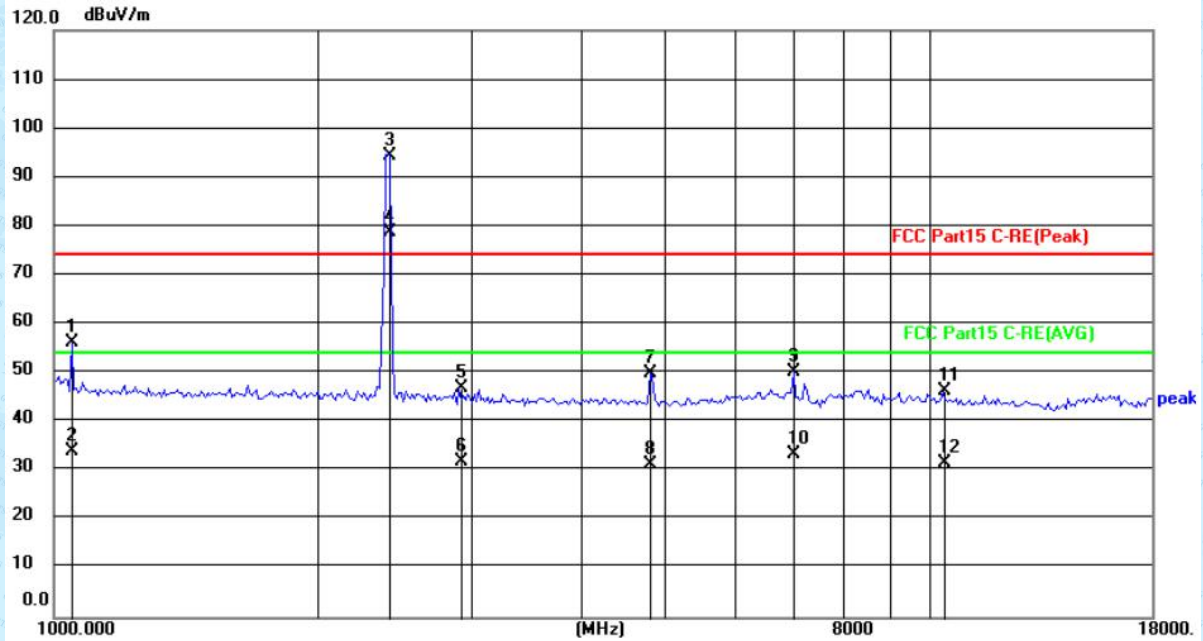
Test mode:	802.11g 2412MHz	Test channel:	lowest
------------	-----------------	---------------	--------

Horizontal:



No.	Frequency (MHz)	Reading (dBuV)	Factor (dB/m)	Level (dBuV/m)	Limit (dBuV/m)	Margin (dB)	Detector
1	1047.429	26.59	23.64	50.23	74.00	-23.77	peak
2	1047.429	12.16	23.64	35.80	54.00	-18.20	AVG
3	1753.924	24.67	24.96	49.63	74.00	-24.37	peak
4	1753.924	8.15	24.96	33.11	54.00	-20.89	AVG
5	2074.735	22.09	25.82	47.91	74.00	-26.09	peak
6	2074.735	7.62	25.82	33.44	54.00	-20.56	AVG
7	2412.000	66.95	26.36	93.31	74.00	19.31	peak
8	2412.000	49.71	26.36	76.07	54.00	22.07	AVG
9	7002.185	14.19	35.80	49.99	74.00	-24.01	peak
10	7002.185	-3.94	35.80	31.86	54.00	-22.14	AVG
11	8331.072	9.99	36.73	46.72	74.00	-27.28	peak
12	8331.072	-4.59	36.73	32.14	54.00	-21.86	AVG

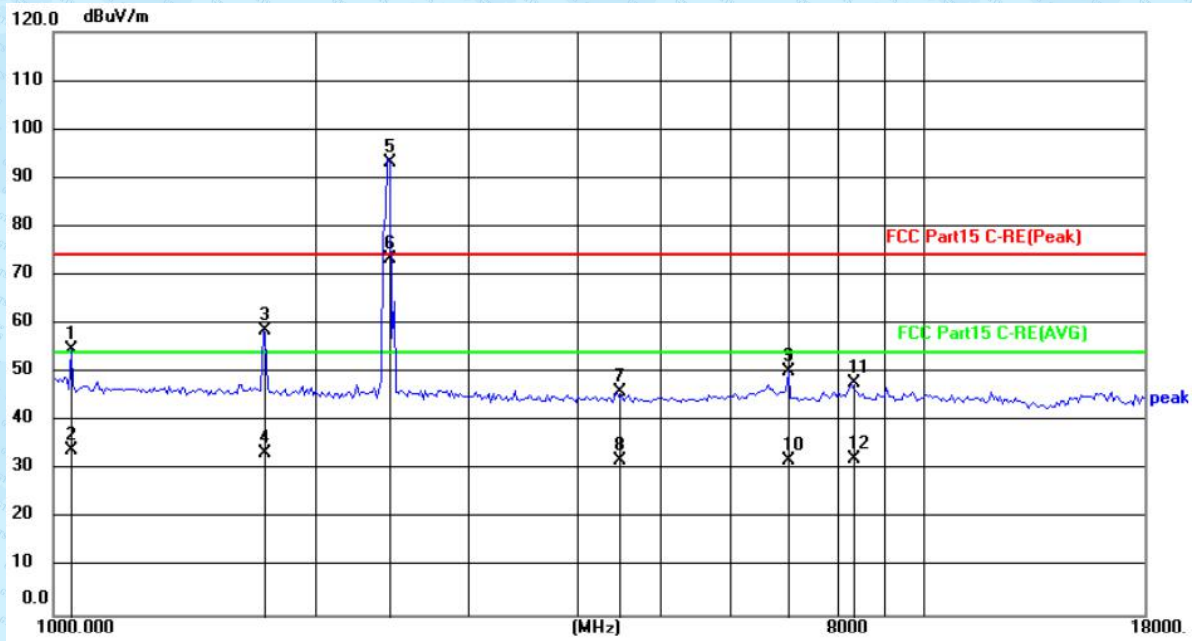
Vertical:



No.	Frequency (MHz)	Reading (dBuV)	Factor (dB/m)	Level (dBuV/m)	Limit (dBuV/m)	Margin (dB)	Detector
1	1047.429	32.53	23.64	56.17	74.00	-17.83	peak
2	1047.429	10.44	23.64	34.08	54.00	-19.92	AVG
3	2412.000	68.14	26.36	94.50	74.00	20.50	peak
4	2412.000	52.36	26.36	78.72	54.00	24.72	AVG
5	2903.127	19.74	27.23	46.97	74.00	-27.03	peak
6	2903.127	4.73	27.23	31.96	54.00	-22.04	AVG
7	4805.307	20.03	30.07	50.10	74.00	-23.90	peak
8	4805.307	1.41	30.07	31.48	54.00	-22.52	AVG
9	7002.185	14.44	35.80	50.24	74.00	-23.76	peak
10	7002.185	-2.27	35.80	33.53	54.00	-20.47	AVG
11	10382.281	6.87	39.47	46.34	74.00	-27.66	peak
12	10382.281	-7.87	39.47	31.60	54.00	-22.40	AVG

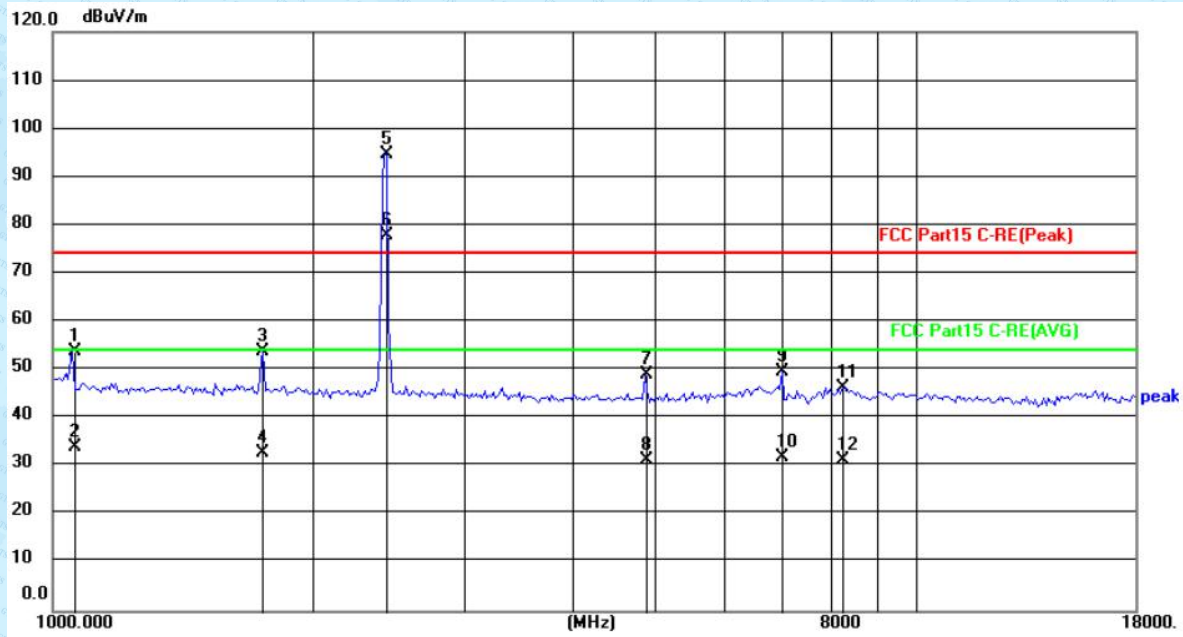
Test mode:	802.11g 2437MHz	Test channel:	Middle
------------	-----------------	---------------	--------

Horizontal:



No.	Frequency (MHz)	Reading (dBuV)	Factor (dB/m)	Level (dBuV/m)	Limit (dBuV/m)	Margin (dB)	Detector
1	1047.429	31.02	23.64	54.66	74.00	-19.34	peak
2	1047.429	10.28	23.64	33.92	54.00	-20.08	AVG
3	1743.795	33.85	24.93	58.78	74.00	-15.22	peak
4	1743.795	8.56	24.93	33.49	54.00	-20.51	AVG
5	2437.000	66.87	26.40	93.27	74.00	19.27	peak
6	2437.000	47.08	26.40	73.48	54.00	19.48	AVG
7	4456.754	16.56	29.36	45.92	74.00	-28.08	peak
8	4456.754	2.50	29.36	31.86	54.00	-22.14	AVG
9	7002.185	14.39	35.80	50.19	74.00	-23.81	peak
10	7002.185	-3.83	35.80	31.97	54.00	-22.03	AVG
11	8282.955	10.97	36.73	47.70	74.00	-26.30	peak
12	8282.955	-4.60	36.73	32.13	54.00	-21.87	AVG

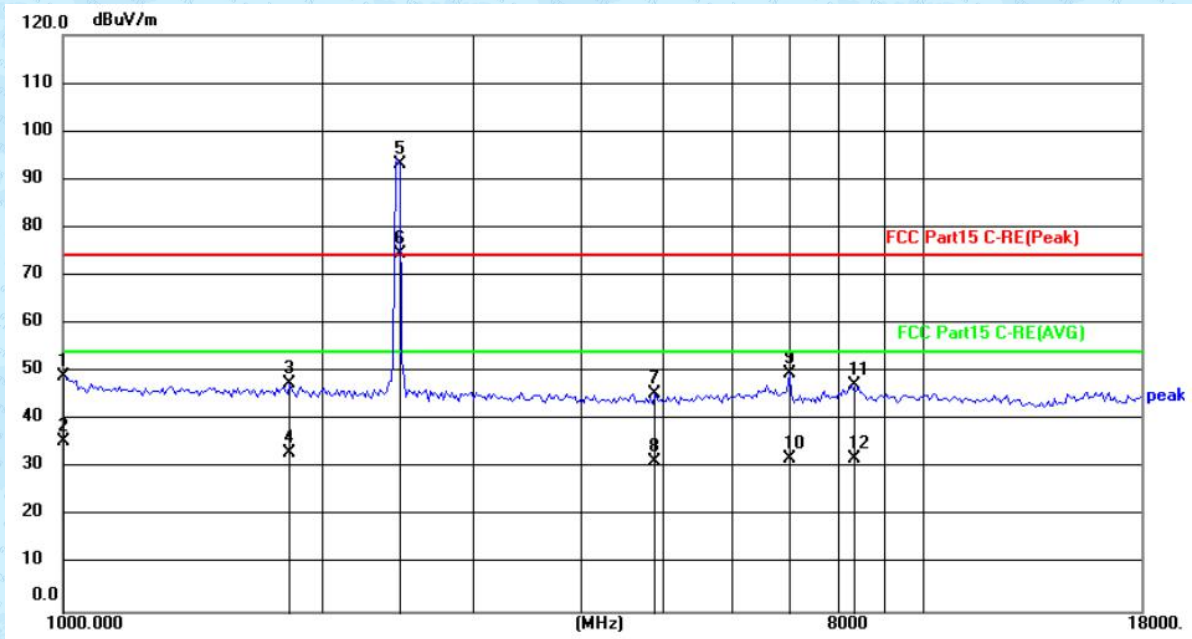
Vertical:



No.	Frequency (MHz)	Reading (dBuV)	Factor (dB/m)	Level (dBuV/m)	Limit (dBuV/m)	Margin (dB)	Detector
1	1053.514	30.28	23.66	53.94	74.00	-20.06	peak
2	1053.514	10.39	23.66	34.05	54.00	-19.95	AVG
3	1753.924	28.80	24.96	53.76	74.00	-20.24	peak
4	1753.924	7.78	24.96	32.74	54.00	-21.26	AVG
5	2437.000	68.25	26.40	94.65	74.00	20.65	peak
6	2437.000	51.43	26.40	77.83	54.00	23.83	AVG
7	4861.299	18.81	30.19	49.00	74.00	-25.00	peak
8	4861.299	1.03	30.19	31.22	54.00	-22.78	AVG
9	7002.185	13.78	35.80	49.58	74.00	-24.42	peak
10	7002.185	-3.94	35.80	31.86	54.00	-22.14	AVG
11	8235.116	9.77	36.72	46.49	74.00	-27.51	peak
12	8235.116	-5.32	36.72	31.40	54.00	-22.60	AVG

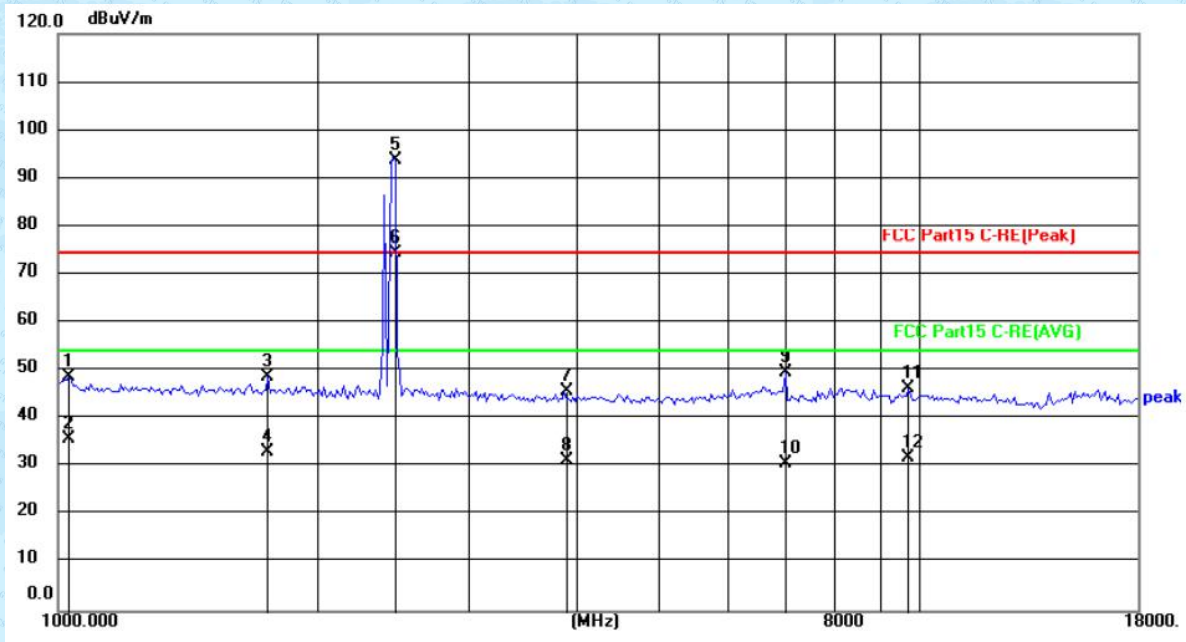
Test mode:	802.11g 2462MHz	Test channel:	Highest
------------	-----------------	---------------	---------

Horizontal:



No.	Frequency (MHz)	Reading (dBuV)	Factor (dB/m)	Level (dBuV/m)	Limit (dBuV/m)	Margin (dB)	Detector
1	1005.809	47.58	1.49	49.07	74.00	-24.93	peak
2	1005.809	33.98	1.49	35.47	54.00	-18.53	AVG
3	1837.111	22.48	25.21	47.69	74.00	-26.31	peak
4	1837.111	7.99	25.21	33.20	54.00	-20.80	AVG
5	2462.000	66.70	26.44	93.14	74.00	19.14	peak
6	2462.000	48.07	26.44	74.51	54.00	20.51	AVG
7	4889.538	15.25	30.26	45.51	74.00	-28.49	peak
8	4889.538	1.00	30.26	31.26	54.00	-22.74	AVG
9	7002.185	13.78	35.80	49.58	74.00	-24.42	peak
10	7002.185	-3.91	35.80	31.89	54.00	-22.11	AVG
11	8282.955	10.45	36.73	47.18	74.00	-26.82	peak
12	8282.955	-4.68	36.73	32.05	54.00	-21.95	AVG

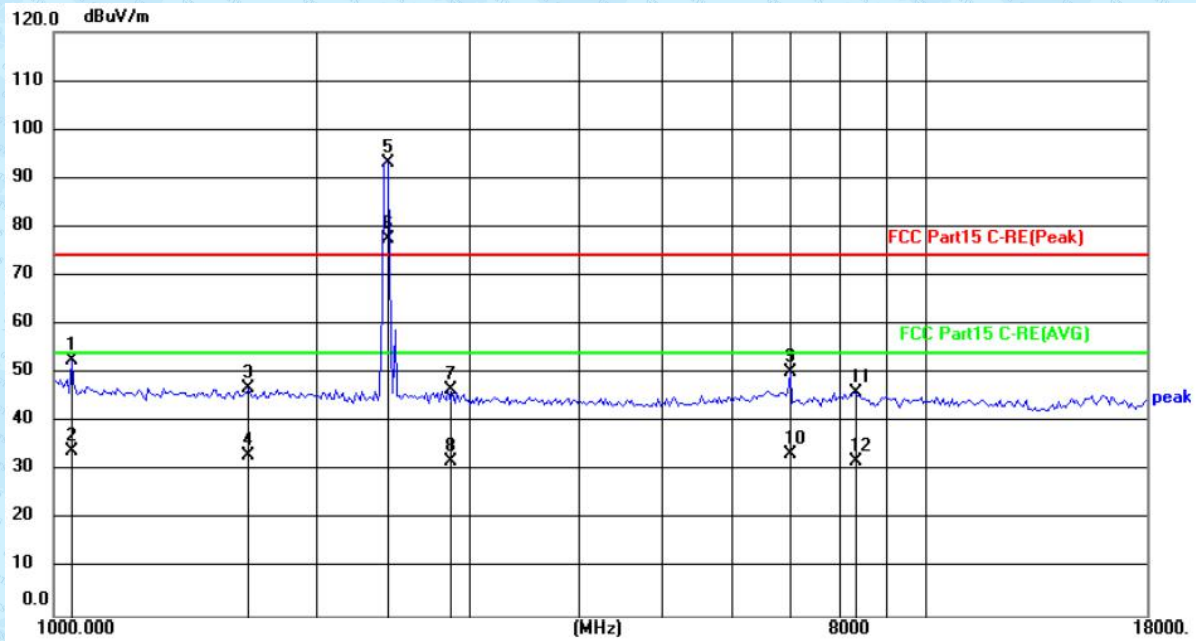
Vertical:



No.	Frequency (MHz)	Reading (dBuV)	Factor (dB/m)	Level (dBuV/m)	Limit (dBuV/m)	Margin (dB)	Detector
1	1029.385	46.91	1.86	48.77	74.00	-25.23	peak
2	1029.385	34.03	1.86	35.89	54.00	-18.11	AVG
3	1753.924	23.75	24.96	48.71	74.00	-25.29	peak
4	1753.924	8.17	24.96	33.13	54.00	-20.87	AVG
5	2462.000	67.30	26.44	93.74	74.00	19.74	peak
6	2462.000	47.75	26.44	74.19	54.00	20.19	AVG
7	3878.331	16.89	28.75	45.64	74.00	-28.36	peak
8	3878.331	2.53	28.75	31.28	54.00	-22.72	AVG
9	7002.185	13.90	35.80	49.70	74.00	-24.30	peak
10	7002.185	-4.91	35.80	30.89	54.00	-23.11	AVG
11	9741.401	7.73	38.58	46.31	74.00	-27.69	peak
12	9741.401	-6.72	38.58	31.86	54.00	-22.14	AVG

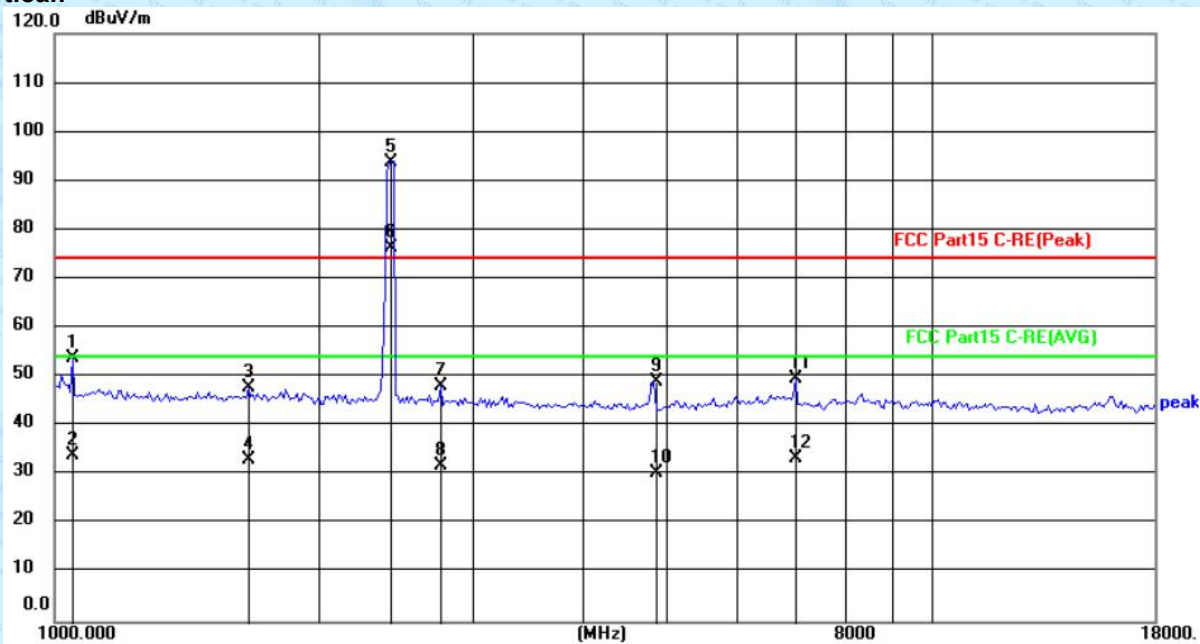
Test mode:	802.11n(HT20) 2412MHz	Test channel:	Lowest
------------	-----------------------	---------------	--------

Horizontal:



No.	Frequency (MHz)	Reading (dBuV)	Factor (dB/m)	Level (dBuV/m)	Limit (dBuV/m)	Margin (dB)	Detector
1	1047.429	29.02	23.64	52.66	74.00	-21.34	peak
2	1047.429	10.34	23.64	33.98	54.00	-20.02	AVG
3	1674.504	22.23	24.72	46.95	74.00	-27.05	peak
4	1674.504	8.42	24.72	33.14	54.00	-20.86	AVG
5	2412.000	66.83	26.36	93.19	74.00	19.19	peak
6	2412.000	51.05	26.36	77.41	54.00	23.41	AVG
7	2836.637	19.43	27.11	46.54	74.00	-27.46	peak
8	2836.637	4.96	27.11	32.07	54.00	-21.93	AVG
9	7002.185	14.46	35.80	50.26	74.00	-23.74	peak
10	7002.185	-2.39	35.80	33.41	54.00	-20.59	AVG
11	8282.955	9.36	36.73	46.09	74.00	-27.91	peak
12	8282.955	-4.75	36.73	31.98	54.00	-22.02	AVG

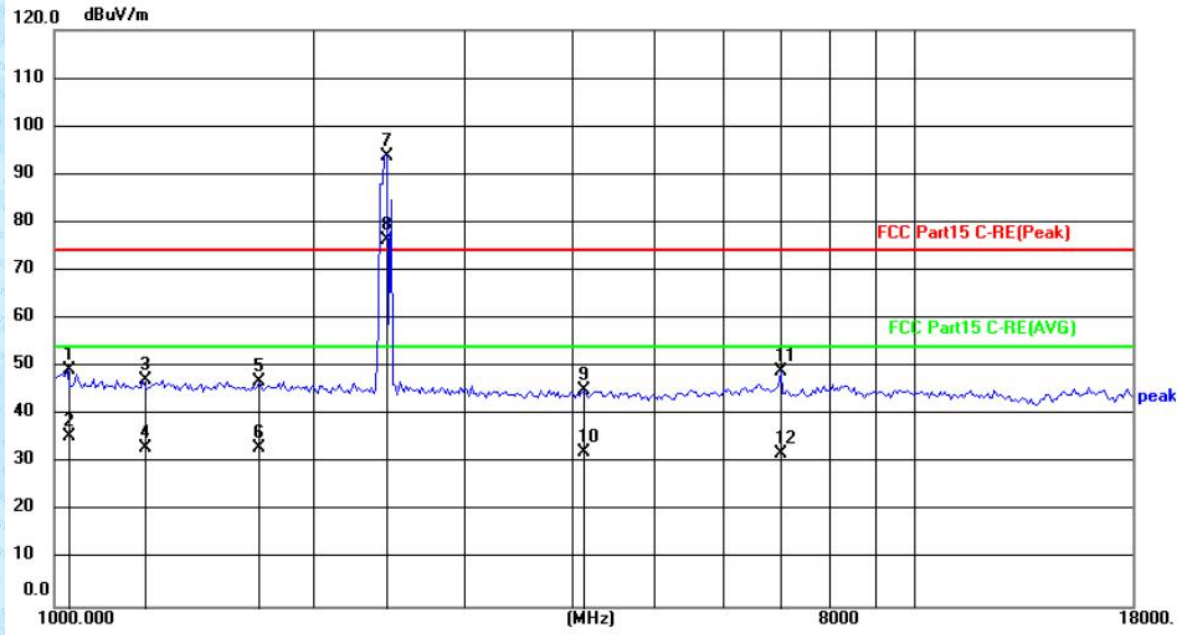
Vertical:



No.	Frequency (MHz)	Reading (dBuV)	Factor (dB/m)	Level (dBuV/m)	Limit (dBuV/m)	Margin (dB)	Detector
1	1047.429	30.19	23.64	53.83	74.00	-20.17	peak
2	1047.429	10.29	23.64	33.93	54.00	-20.07	AVG
3	1664.833	23.17	24.69	47.86	74.00	-26.14	peak
4	1664.833	8.61	24.69	33.30	54.00	-20.70	AVG
5	2412.000	67.40	26.36	93.76	74.00	19.76	peak
6	2412.000	49.84	26.36	76.20	54.00	22.20	AVG
7	2755.661	21.05	26.96	48.01	74.00	-25.99	peak
8	2755.661	5.13	26.96	32.09	54.00	-21.91	AVG
9	4833.222	18.99	30.13	49.12	74.00	-24.88	peak
10	4833.222	0.43	30.13	30.56	54.00	-23.44	AVG
11	7002.185	13.75	35.80	49.55	74.00	-24.45	peak
12	7002.185	-2.38	35.80	33.42	54.00	-20.58	AVG

Test mode:	802.11n(HT20 2437MHz)	Test channel:	Middle
------------	-----------------------	---------------	--------

Horizontal:



No.	Frequency (MHz)	Reading (dBuV)	Factor (dB/m)	Level (dBuV/m)	Limit (dBuV/m)	Margin (dB)	Detector
1	1035.365	47.43	1.95	49.38	74.00	-24.62	peak
2	1035.365	33.72	1.95	35.67	54.00	-18.33	AVG
3	1268.057	23.22	24.17	47.39	74.00	-26.61	peak
4	1268.057	9.00	24.17	33.17	54.00	-20.83	AVG
5	1733.723	21.97	24.90	46.87	74.00	-27.13	peak
6	1733.723	8.35	24.90	33.25	54.00	-20.75	AVG
7	2437.000	67.41	26.40	93.81	74.00	19.81	peak
8	2437.000	49.80	26.40	76.20	54.00	22.20	AVG
9	4133.483	15.98	29.03	45.01	74.00	-28.99	peak
10	4133.483	3.12	29.03	32.15	54.00	-21.85	AVG
11	7002.185	13.33	35.80	49.13	74.00	-24.87	peak
12	7002.185	-3.99	35.80	31.81	54.00	-22.19	AVG