

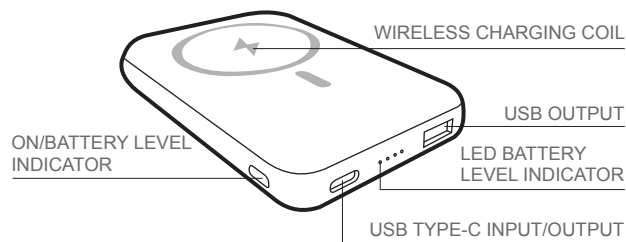
USER MANUAL

MAGNETIC WIRELESS POWER WITH STAND

WHAT'S INCLUDED

- Magnetic Wireless Power Bank
- USB Charging Cable
- User Manual

LOCATION OF CONTROLS



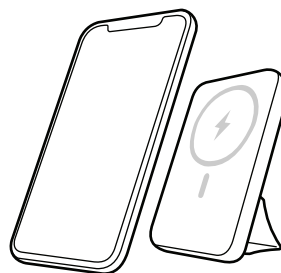
CHARGING A MOBILE DEVICE

CHARGING WITH A CABLE

To charge your mobile device using the power bank connect your mobile device's Charge/Sync cable to your mobile device, then connect the USB end (Standard size) of the cable to the power bank. For best results use the charge/sync cable that was included with your mobile device when purchased.

WIRELESS CHARGING

Press the On button for the power bank and quickly place your mobile device on the power bank. If your mobile device supports MagSafe, align the magnet on the back of your device with the magnet on the power bank. Your mobile device should indicate charging in the first few seconds, if not make sure the charging coil of your mobile device is aligned with the charging coil of the power bank.



▲NOTE: Distance between your mobile device and the power bank should be no more than 6mm, most phone cases should not obstruct phone charging unless they are more than 6mm thick.

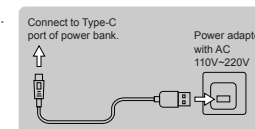
▲NOTE: Increased or warm temperature on a mobile device or the power bank while charging is normal.

▲NOTE: Wireless charging is only compatible with mobile devices that support Qi Charging standard.

CHARGING THE POWER BANK

To charge the power bank, connect it via the included Type-C USB to USB cable. Connect the Type-C USB end of the cable to the power bank and the USB end (standard size) to your Computer, AC charger or car charger. Charging time varies between 4-7 hours (when totally depleted).

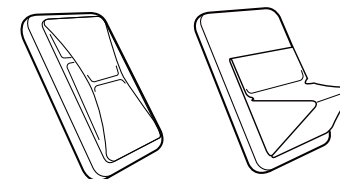
When the power bank is fully charged, all four battery indicator lights will emit steadily.



USING THE BUILT-IN STAND

Gently pull on the most narrow part of the magnetic stand to release the magnet, pull it all the way out until the top part of the magnet folds down and attached to the back of the power bank.

You can now place the Power Bank on a flat surface and place your phone on the MagSafe portion of the Power Bank either vertically or horizontally for optimal video viewing.



95 mm

95 mm

95 mm

285 mm

95 mm

FCC Information to User

This equipment has been tested and found to comply with the limits for a Class B digital device, pursuant to Part 15 of the FCC Rules. These limits are designed to provide reasonable protection against harmful interference in a residential installation. This equipment generates, uses and can radiate radio frequency energy and, if not installed and used in accordance with the instructions, may cause harmful interference to radio communications. However, there is no guarantee that interference will not occur in a particular installation. If this equipment does cause harmful interference to radio or television reception, which can be determined by turning the equipment off and on, the user is encouraged to try to correct the interference by one of the following measures:

- Reorient or relocate the receiving antenna.
- Increase the separation between the equipment and receiver.
- Connect the equipment into an outlet on a circuit different from that to which the receiver is connected.
- Consult the dealer or an experienced radio/TV technician for help.

Caution

Modifications not expressly approved by the party responsible for compliance could void the user's authority to operate the equipment.

FCC Compliance Information : This device complies with Part 15 of the FCC Rules. Operation is subject to the following two conditions: (1) This device may not cause harmful interference, and (2) this device must accept any interference received, including interference that may cause undesired operation.

RF Exposure Statement

This equipment complies with FCC radiation exposure limits set forth for an uncontrolled environment

IMPORTANT NOTE:

FCC RF Radiation Exposure Statement:

This equipment complies with FCC RF radiation exposure limits set forth for an uncontrolled environment. The device has been evaluated to meet general RF exposure requirement. The device can be used in portable exposure condition without restriction. This transmitter must not be co-located or operating in conjunction with any other antenna or transmitter.