

TEST SETUP PHOTOS

Report Number: 13685813-EP2V1

1. SCOPE


The purpose of this document is to show test setup diagrams and photos for the following reports

Reports
13685813-E3
13685813-E4


2. SETUP PHOTOS

2.1. 2.4 (BT/BLE) TECHNOLOGIES


2.1.1. ANTENNA PORT AND AC LINE CONDUCTED SETUP



RF ANTENNA PORT CONDUCTED




AC LINE CONDUCTED FRONT



AC LINE CONDUCTED BACK




AC LINE CONDUCTED WITH HOST FRONT



AC LINE CONDUCTED WITH HOST BACK


2.1.2. RADIATED RF MEASUREMENT SETUP



FCC BELOW 1GHz FRONT




FCC BELOW 1GHz BACK



ABOVE 1GHz X FRONT




ABOVE 1GHz X BACK



ABOVE 1GHz Y FRONT



ABOVE 1GHz Y BACK



ABOVE 1GHz Z FRONT



ABOVE 1GHz Z BACK



FCC BELOW 30MHz FRONT



FCC BELOW 30MHz BACK