



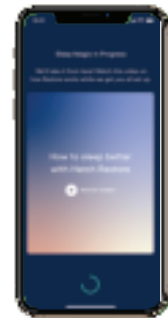

Restore

Personal Sleep Routine, Sleep Sounds,
Reading Light, & Sunrise Alarm



GETTING STARTED

- 1 Plug in Restore**
Connect the custom power cable to Restore, then plug it into your power outlet.
- 2 Download the app**
Search for the Hatch Sleep app on the Apple App or Google Play store and download it to your phone or tablet.
- 3 Connect your Restore**
Open the Hatch Sleep app and follow the steps to connect your Restore.



GETTING TO KNOW HATCH RESTORE

Touch Sensor

Tap the top of your Restore at bedtime to begin your sleep routine. Press and hold to turn off Restore.

Power Cable Port

Keep your device plugged in for normal use.

Brightness Control

Press the brightness control buttons to increase or decrease brightness.

Volume Control

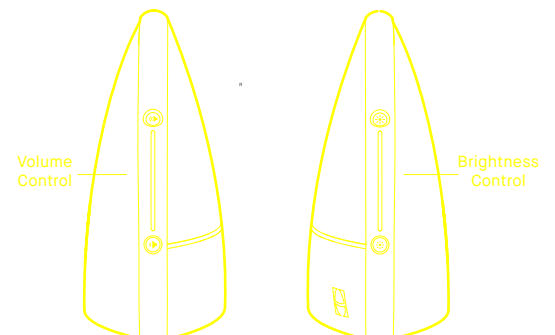
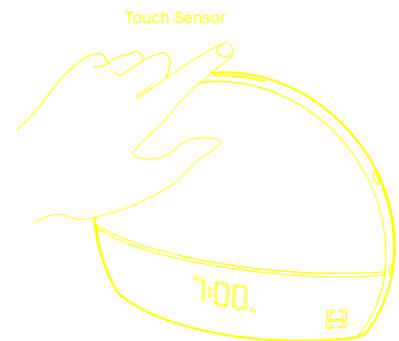
Press the volume control buttons to increase or decrease volume.

Clock

Illuminate, dim, or turn off the clock by using your Hatch Sleep app.

Reset Button

Press and release with a paperclip to reset the device.



THINGS TO TRY

Set up your Routine

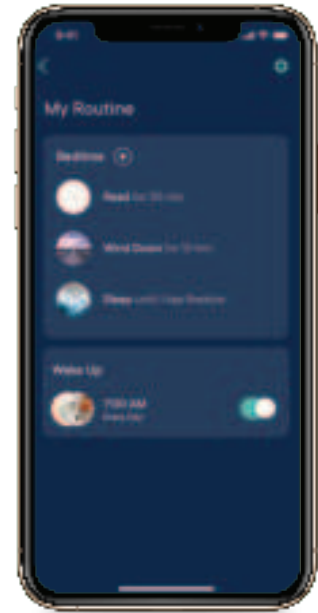
Personalize how you fall asleep, stay asleep, and wake up. Each part of your routine can be turned on or off and customized to meet your sleep needs.

Read: Reading a book (not your phone!) for at least 20 minutes before bedtime is a wonderful way to wind down. You can create a custom shade or select our Reading Light color, designed to be bright enough to read by but not blue enough to keep you awake.

Wind Down: Relax with the Wind Down content included on your Restore, or explore Hatch Premium in the app for unlimited access to snooze-inducing meditations, sleep stories, soundscapes, and music.

Sleep: Select from a variety of soothing sounds — white noise, water, wind, whatever you like best. If using Restore as a nightlight, yellow to red hues are recommended by sleep experts to promote more restful sleep.

Wake Up: The sunrise alarm lets you wake to your own sunrise, with light that gradually brightens 30 minutes before your alarm sounds.



NEED HELP?

Our support team can help!

Email support@hatch.co. No need to return to the store. Learn more about Hatch Warranty.

www.hatch.co

CARE & SAFETY

Care Instructions

Unplug Restore before cleaning. Clean the surface with a damp cloth, avoiding the power cable port.

CAUTION: Restore may be damaged if the power cable port comes into contact with liquid.

For Your Safety and Your Child's Safety

Always keep Restore at least three feet away from children as the cord can pose a strangulation hazard. Do not use near or place in water.

Warning: Changes or modifications to this unit not expressly approved by the party responsible for compliance could void the user's authority to operate the equipment.

Statement: This device complies with part 15 of the FCC Rules. Operation is subject to the following two conditions: (1) This device may not cause harmful interference, and (2) this device must accept any interference received, including interference that may cause undesired operation. This device complies with Industry Canada licence-exempt RSS standard(s). Operation is subject to the following two conditions: (1) this device may not cause interference, and (2) this device must accept any interference, including interference that may cause undesired operation of the device.

NOTE: This equipment has been tested and found to comply with the limits for a Class B digital device, pursuant to Part 15 of the FCC Rules. These limits are designed to provide reasonable protection against harmful interference in a residential installation. This equipment generates, uses and can radiate radio frequency energy and, if not installed and used in accordance with the instructions, may cause harmful interference to radio communications. However, there is no guarantee that interference will not occur in a particular installation. If this equipment does cause harmful interference to radio or television reception, which can be determined by turning the equipment off and on, the user is encouraged to try to correct the interference by one or more of the following measures:

- Reorient or relocate the receiving antenna.
- Increase the separation between the equipment and receiver.
- Connect the equipment into an outlet on a circuit different from that to which the receiver is connected.
- Consult the dealer or an experienced radio/TV technician for help

FCC ID 2AFYZ-RESTORE01/ IC 23920-RESTORE01

FCC Regulations

This device complies with part 15 of the FCC Rules. Operation is subject to the following two conditions: (1) This device may not cause harmful interference, and (2) this device must accept any interference received, including interference that may cause undesired operation.

CAUTION: Changes or modifications not expressly approved by the manufacturer could void the user's authority to operate the equipment. The antenna(s) used for this transmitter must not be co-located or operating in conjunction with any other antenna or transmitter.

NOTE: This equipment has been tested and found to comply with the limits for a Class B digital device, pursuant to part 15 of the FCC Rules. These limits are designed to provide reasonable protection against harmful interference in a residential installation. This equipment generates, uses and can radiate radio frequency energy and, if not installed and used in accordance with the instructions, may cause harmful interference to radio communications. However, there is no guarantee that interference will not occur in a particular installation. If this equipment does cause harmful interference to radio or television reception, which can be determined by turning the equipment off and on, the user is encouraged to try to correct the interference by one or more of the following measures: 1) Reorient or relocate the receiving antenna. 2) Increase the separation between the equipment and receiver. 3) Connect the equipment into an outlet on a circuit different from that to which the receiver is connected. 4) Consult the dealer or an experienced radio/TV technician for help.

ISED STATEMENT:

This device complies with Industry Canada license-exempt RSS standard(s).

Operation is subject to the following two conditions:

(1) this device may not cause interference, and

(2) this device must accept any interference, including interference that may cause undesired operation of the device.

Cet appareil est conforme avec Industrie Canada RSS exemptes de licence standard(s).

Son fonctionnement est soumis aux deux conditions suivantes:

(1) cet appareil ne peut pas provoquer d'interférences, et

(2) cet appareil doit accepter toute interférence, y compris celles pouvant causer un mauvais fonctionnement de l'appareil.

This Class B digital apparatus complies with Canadian ICES-003.

Cet appareil numérique de la classe B est conforme à la norme NMB-003 du Canada.

FOR MOBILE DEVICE (>20cm from body)

Radiation Exposure Statement:

This equipment complies with IC radiation exposure limits set forth for an uncontrolled environment. This equipment should be installed and operated with minimum distance 20cm between the radiator & your body.

Déclaration d'exposition aux radiations:

Cet équipement est conforme aux limites d'exposition aux rayonnements IC établies pour un environnement non contrôlé. Cet équipement doit être installé et utilisé avec un minimum de 20 cm de distance entre la source de rayonnement et votre corps.