



SETUP PHOTOGRAPHS

This document contains 5 photographs


Photograph No.1
Radiated emissions measurement setup in the anechoic chamber with loop antenna



Photograph No.2
Radiated emissions measurement setup in the anechoic chamber
with biconilog antenna



Photograph No.3
Radiated emissions measurement setup in the anechoic chamber
with double ridged guide antenna



Photograph No.4
Radiated emissions measurement setup at the OATS with double ridged guide antenna



Photograph No.5
EUT configuration

