

5. SAR Measurement with DASY4 System

Standard SAR-measurements were performed according to the measurement conditions described in section 4. The results (see figure supplied) have been normalized to a dipole input power of 1W (forward power). The resulting averaged SAR-values measured with the dosimetric probe ES3DV2 SN:3025 and applying the advanced extrapolation are:

averaged over 1 cm ³ (1 g) of tissue:	48.8 mW/g ± 16.8 % (k=2)²
averaged over 10 cm ³ (10 g) of tissue:	22.6 mW/g ± 16.2 % (k=2)²

6. Dipole Impedance and Return Loss

The dipole was positioned at the flat phantom sections according to section 4 and the distance spacer was in place during impedance measurements.

Feedpoint impedance at 2450 MHz:	Re{Z} = 50.8 Ω
	Im {Z} = 4.1 Ω
Return Loss at 2450 MHz	-27.7 dB

7. Handling

Do not apply excessive force to the dipole arms, because they might bend. Bending of the dipole arms stresses the soldered connections near the feedpoint leading to a damage of the dipole.

8. Design

The dipole is made of standard semirigid coaxial cable. The center conductor of the feeding line is directly connected to the second arm of the dipole. The antenna is therefore short-circuited for DC-signals.

Small end caps have been added to the dipole arms in order to improve matching when loaded according to the position as explained in Sections 1 and 4. The SAR data are not affected by this change. The overall dipole length is still according to the Standard.

9. Power Test

After long term use with 40W radiated power, only a slight warming of the dipole near the feedpoint can be measured.

² validation uncertainty

Date/Time: 08/20/04 14:48:41

Test Laboratory: SPEAG, Zurich, Switzerland

DUT: Dipole 2450 MHz; Type: D2450V2; Serial: D2450V2 - SN716

Communication System: CW-2450; Frequency: 2450 MHz; Duty Cycle: 1:1

Medium: HSL 2450 MHz;

Medium parameters used: $f = 2450$ MHz; $\sigma = 1.86$ mho/m; $\epsilon_r = 38.3$; $\rho = 1000$ kg/m³

Phantom section: Flat Section

Measurement Standard: DASY4 (High Precision Assessment)

DASY4 Configuration:

- Probe: ES3DV2 - SN3025; ConvF(4.55, 4.55, 4.55); Calibrated: 9/29/2003
- Sensor-Surface: 4mm (Mechanical Surface Detection)
- Electronics: DAE4 Sn601; Calibrated: 7/22/2004
- Phantom: Flat Phantom quarter size; Type: QD000P50AA; Serial: SN:1001;
- Measurement SW: DASY4, V4.3 Build 16; Postprocessing SW: SEMCAD, V1.8 Build 123

Pin = 250 mW; d = 10 mm/Area Scan (81x81x1): Measurement grid: dx=15mm, dy=15mm
Maximum value of SAR (interpolated) = 14.9 mW/g


Pin = 250 mW; d = 10 mm/Zoom Scan (7x7x7)/Cube 0: Measurement grid: dx=5mm, dy=5mm, dz=5mm

Reference Value = 91.1 V/m; Power Drift = 0.1 dB

Peak SAR (extrapolated) = 27.6 W/kg

SAR(1 g) = 13.1 mW/g; SAR(10 g) = 5.95 mW/g

Maximum value of SAR (measured) = 14.8 mW/g



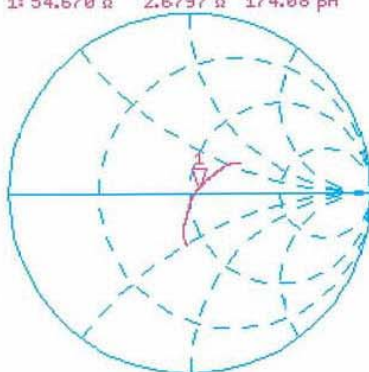
20 Aug 2004 14:02:08
 CH1 S11 1 U FS 1: 54.670 Ω 2.6797 Ω 174.08 pH 2 450.000 000 MHz

De1

Cor

Avg
16

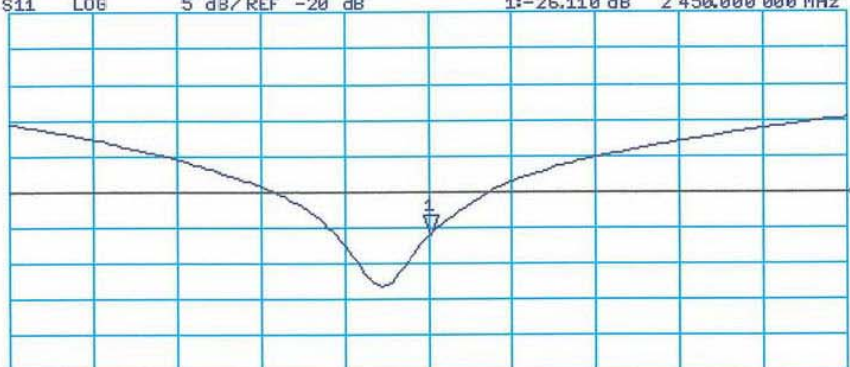
↑



CH2 S11 LOG 5 dB/REF -20 dB 1:-26.110 dB 2 450.000 000 MHz

Cor

↑



CENTER 2 450.000 000 MHz

SPAN 400.000 000 MHz

Date/Time: 08/23/04 11:02:14

Test Laboratory: SPEAG, Zurich, Switzerland

DUT: Dipole 2450 MHz; Type: D2450V2; Serial: D2450V2 - SN716

Communication System: CW-2450; Frequency: 2450 MHz; Duty Cycle: 1:1

Medium: Muscle 2450 MHz;

Medium parameters used: $f = 2450$ MHz; $\sigma = 1.96$ mho/m; $\epsilon_r = 51.7$; $\rho = 1000$ kg/m³

Phantom section: Flat Section

Measurement Standard: DASY4 (High Precision Assessment)

DASY4 Configuration:

- Probe: ES3DV2 - SN3025; ConvF(4.22, 4.22, 4.22); Calibrated: 9/29/2003
- Sensor-Surface: 4mm (Mechanical Surface Detection)
- Electronics: DAE4 Sn601; Calibrated: 7/22/2004
- Phantom: Flat Phantom quarter size; Type: QD000P50AA; Serial: SN:1001;
- Measurement SW: DASY4, V4.3 Build 17; Postprocessing SW: SEMCAD, V1.8 Build 124

Pin = 250 mW; d = 10 mm/Area Scan (81x81x1): Measurement grid: dx=15mm, dy=15mm
Maximum value of SAR (interpolated) = 14.2 mW/g


Pin = 250 mW; d = 10 mm/Zoom Scan (7x7x7)/Cube 0: Measurement grid: dx=5mm, dy=5mm, dz=5mm

Reference Value = 85.8 V/m; Power Drift = 0.0 dB

Peak SAR (extrapolated) = 24.9 W/kg

SAR(1 g) = 12.2 mW/g; SAR(10 g) = 5.64 mW/g

Maximum value of SAR (measured) = 14.1 mW/g

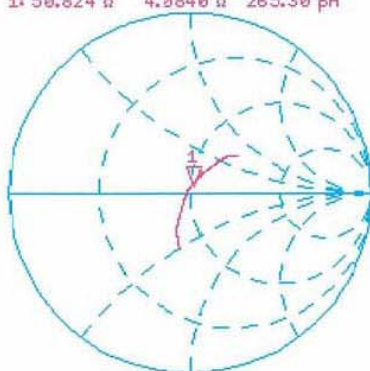


23 Aug 2004 08:51:35
 CH1 S11 1 U FS 1: 50.824 Ω 4.0840 Ω 265.30 μ H 2 450.000 000 MHz

De1

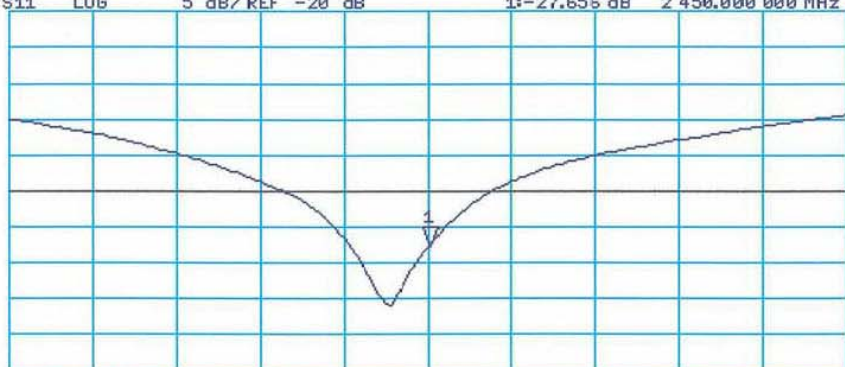
Cor

Avg
16



CH2 S11 LOG 5 dB/REF -20 dB 1:-27.655 dB 2 450.000 000 MHz

Cor



CENTER 2 450.000 000 MHz

SPAN 400.000 000 MHz