

TEST REPORT

Application No.: SZEM1903011310CR
Applicant: Huawei Technologies Co., Ltd.
Address of Applicant: Administration Building, Headquarters of Huawei Technologies Co., Ltd., Bantian, Longgang District Shenzhen, 518129, P.R.C
Manufacturer: Huawei Technologies Co., Ltd.
Address of Manufacturer: Administration Building, Headquarters of Huawei Technologies Co., Ltd., Bantian, Longgang District Shenzhen, 518129, P.R.C
Equipment Under Test (EUT):
EUT Name: Smart Phone
Model No.: MAR-LX1A
Trade mark: HUAWEI
FCC ID: QISMAR-LX1A
Standard(s) : 47 CFR Part 15, Subpart B
Date of Receipt: 2019-03-04
Date of Test: 2019-03-06 to 2019-03-14
Date of Issue: 2019-03-15

Test Result:	Pass*
---------------------	--------------

* In the configuration tested, the EUT complied with the standards specified above.

Keny Xu

Keny Xu
EMC Laboratory Manager





Revision Record				
Version	Chapter	Date	Modifier	Remark
01		2019-03-15		Original

Authorized for issue by:			
			
		Leo Lai /Project Engineer	
			
		Eric Fu /Reviewer	



Unless otherwise agreed in writing, this document is issued by the Company subject to its General Conditions of Service printed overleaf, available on request or accessible at <http://www.sgs.com/en/Terms-and-Conditions.aspx> and, for electronic format documents, subject to Terms and Conditions for Electronic Documents at <http://www.sgs.com/en/Terms-and-Conditions/Terms-e-Documents.aspx>. Attention is drawn to the limitation of liability, indemnification and jurisdiction issues defined therein. Any holder of this document is advised that information contained hereon reflects the Company's findings at the time of its intervention only and within the limits of Client's instructions, if any. The Company's sole responsibility is to its Client and this document does not exonerate parties to a transaction from exercising all their rights and obligations under the transaction documents. This document cannot be reproduced except in full, without prior written approval of the Company. Any unauthorized alteration, forgery or falsification of the content or appearance of this document is unlawful and offenders may be prosecuted to the fullest extent of the law. Unless otherwise stated the results shown in this test report refer only to the sample(s) tested and such sample(s) are retained for 30 days only.
Attention: To check the authenticity of testing /inspection report & certificate, please contact us at telephone: (86-755) 8307 1443, or email: CN.Doccheck@sgs.com



2 Test Summary

Emission Part				
Item	Standard	Method	Requirement	Result
Conducted Emissions at Mains Terminals (150kHz-30MHz)	47 CFR Part 15, Subpart B	ANSI C63.4:2014	Class B	Pass
Radiated Emissions (30MHz-1GHz)	47 CFR Part 15, Subpart B	ANSI C63.4:2014	Class B	Pass
Radiated Emissions (above 1GHz)	47 CFR Part 15, Subpart B	ANSI C63.4:2014	Class B	Pass

Internal Source	Upper Frequency
Below 1.705MHz	30MHz
1.705MHz to 108MHz	1GHz
108MHz to 500MHz	2GHz
500MHz to 1GHz	5GHz
Above 1GHz	5th harmonic of the highest frequency or 40GHz, whichever is lower



Unless otherwise agreed in writing, this document is issued by the Company subject to its General Conditions of Service printed overleaf, available on request or accessible at <http://www.sgs.com/en/Terms-and-Conditions.aspx> and, for electronic format documents, subject to Terms and Conditions for Electronic Documents at <http://www.sgs.com/en/Terms-and-Conditions/Terms-e-Documents.aspx>. Attention is drawn to the limitation of liability, indemnification and jurisdiction issues defined therein. Any holder of this document is advised that information contained hereon reflects the Company's findings at the time of its intervention only and within the limits of Client's instructions, if any. The Company's sole responsibility is to its Client and this document does not exonerate parties to a transaction from exercising all their rights and obligations under the transaction documents. This document cannot be reproduced except in full, without prior written approval of the Company. Any unauthorized alteration, forgery or falsification of the content or appearance of this document is unlawful and offenders may be prosecuted to the fullest extent of the law. Unless otherwise stated the results shown in this test report refer only to the sample(s) tested and such sample(s) are retained for 30 days only.
Attention: To check the authenticity of testing / inspection report & certificate, please contact us at telephone: (86-755) 8307 1443, or email: CN.Doccheck@sgs.com

SGS-CSTC Standards Technical Services Co., Ltd.
Shenzhen Branch, EMC Laboratory

No.1 Workshop, M-10, Middle Section, Science & Technology Park, Shenzhen, China 518057 t (86-755) 26012053 f (86-755) 26710594 www.sgsgroup.com.cn
中国·深圳·科技园中区M-10栋一号厂房 邮编: 518057 t (86-755) 26012053 f (86-755) 26710594 sgs.china@sgs.com

3 Contents

	Page
1 COVER PAGE	1
2 TEST SUMMARY	3
3 CONTENTS	4
4 GENERAL INFORMATION	5
4.1 DETAILS OF E.U.T.	5
4.2 TEST MODES	6
4.3 DESCRIPTION OF SUPPORT UNITS	6
4.4 MEASUREMENT UNCERTAINTY	6
4.5 TEST LOCATION.....	7
4.6 TEST FACILITY.....	7
4.7 DEVIATION FROM STANDARDS.....	7
4.8 ABNORMALITIES FROM STANDARD CONDITIONS	8
5 EQUIPMENT LIST.....	9
6 EMISSION TEST RESULTS	11
6.1 CONDUCTED EMISSIONS AT MAINS TERMINALS (150kHz-30MHz)	11
6.1.1 E.U.T. Operation	12
6.1.2 Test Setup Diagram	12
6.1.3 Measurement Data	12
6.2 RADIATED EMISSIONS (30MHz-1GHz)	33
6.2.1 E.U.T. Operation	34
6.2.2 Test Setup Diagram	34
6.2.3 Measurement Data	34
6.3 RADIATED EMISSIONS (ABOVE 1GHz).....	53
6.3.1 E.U.T. Operation	53
6.3.2 Test Setup Diagram	53
6.3.3 Measurement Data	53
7 PHOTOGRAPHS.....	60
7.1 TEST SETUP.....	60
7.2 EUT CONSTRUCTIONAL DETAILS (EUT PHOTOS).....	60



4 General Information

4.1 Details of E.U.T.

Power supply:	DC 3.8V from internal rechargeable battery or from AC/DC adapter Model No.: HW-090200EH0, HW-090200BH0, HW-090200UH0, HW-059200EHQ, HW-090200UH1 AC Input: 100-240V 50/60Hz 0.5A DC Output: DC 5V 2A OR DC 9V 2A
Cable:	USB cable: 100cm shielded. Earphone cable: 115cm unshielded.

Earphone no.	Model no.	Manufacturer
1	HW-090200EH0	Salcomp (Shenzhen) Co., Ltd
2	HW-090200EH0	SHENZHEN HUNTKEY ELECTRIC CO., LTD
3	HW-090200EH0	HUIZHOU BYD ELECTRONIC CO., LTD
4	HW-090200BH0	Salcomp (Shenzhen) Co., Ltd
5	HW-090200BH0	SHENZHEN HUNTKEY ELECTRIC CO., LTD
6	HW-090200BH0	HUIZHOU BYD ELECTRONIC CO., LTD
7	HW-090200UH0	Salcomp (Shenzhen) Co., Ltd
8	HW-090200UH0	SHENZHEN HUNTKEY ELECTRIC CO., LTD
9	HW-090200UH0	HUIZHOU BYD ELECTRONIC CO., LTD

Earphone no.	Model no.	Manufacturer
1	MEND1532B528A02	Jiangxi Lianchuang Hongsheng Electronic Co., LTD.
2	1293-3283-3.5mm-322	Boluo County Quancheng Electronic Co., Ltd.
3	MEND1532B528B00	Jiangxi Lianchuang Hongsheng Electronic Co., LTD.
4	1293-3283-3.5mm-336	Boluo County Quancheng Electronic Co., Ltd.
5	EPAB542-2WH06-DH	Hong Fu Jin Precision Industry (Shenzhen) Co., LTD.

USB cable no.	Model no.	Manufacturer
1	330-50507	HUIZHOU DEHONG TECHNOLOGY CO., LTD.
2	CUDU01B-HC295-EH	FOXCONN INTERCONNECT TECHNOLOGY LIMITED
3	WA0020	NingBo Broad Telecommunication Co.,Ltd.
4	L99UC131-CS-H	LUXSHARE Precision Industry Co., Ltd.
5	18-93C2CHO-001HF	Freeport Resources Enterprises (Jiangxi) Co.,Ltd
6	203-1572-0	Dongguan Mingji Electronics Technology Group Co.,Ltd

Battery no.	Model no.	Manufacturer
1	24022872	Huizhou Desay Battcry Co., Ltd
2		SCUD (FUJIAN) Electronics Co., Ltd



Unless otherwise agreed in writing, this document is issued by the Company subject to its General Conditions of Service printed overleaf, available on request or accessible at <http://www.sgs.com/en/Terms-and-Conditions.aspx> and, for electronic format documents, subject to Terms and Conditions for Electronic Documents at <http://www.sgs.com/en/Terms-and-Conditions/Terms-e-Documents.aspx>. Attention is drawn to the limitation of liability, indemnification and jurisdiction issues defined therein. Any holder of this document is advised that information contained hereon reflects the Company's findings at the time of its intervention only and within the limits of Client's instructions, if any. The Company's sole responsibility is to its Client and this document does not exonerate parties to a transaction from exercising all their rights and obligations under the transaction documents. This document cannot be reproduced except in full, without prior written approval of the Company. Any unauthorized alteration, forgery or falsification of the content or appearance of this document is unlawful and offenders may be prosecuted to the fullest extent of the law. Unless otherwise stated the results shown in this test report refer only to the sample(s) tested and such sample(s) are retained for 30 days only.
Attention: To check the authenticity of testing / inspection report & certificate, please contact us at telephone: (86-755) 8307 1443, or email: CN.Doccheck@sgs.com

SGS-CSTC Standards Technical Services Co., Ltd.
Shenzhen Branch Laboratory

No.1 Workshop, M-10, Middle Section, Science & Technology Park, Shenzhen, China 518057 t (86-755) 26012053 f (86-755) 26710594 www.sgs.com.cn
中国·深圳·科技园中区M-10栋一号厂房 邮编: 518057 t (86-755) 26012053 f (86-755) 26710594 sgs.china@sgs.com

3	Sunwoda Electronic CO., LTD
---	-----------------------------

4.2 Test modes

Pretest these modes to find the worst case and show the worse data in the test items:	<p>c: Transfer data between the EUT and the PC+USB cable1</p> <p>d: Transfer data between the EUT and the PC+USB cable2</p> <p>e: Transfer data between the EUT and the PC+USB cable3</p> <p>f: Transfer data between the EUT and the PC+USB cable4</p> <p>g: Transfer data between the EUT and the PC+USB cable5</p> <p>h: Transfer data between the EUT and the PC+USB cable6</p> <p>i: GSM 850+BT+WLAN+GPS Rx+earphone1+battery1+adapter 1</p> <p>j: GSM 1900+BT+WLAN+GPS Rx+earphone2+battery2+adapter2</p> <p>k: WCDMA Band II+BT+WLAN+GPS Rx+earphone3+battery3+adapter 3</p> <p>l: WCDMA Band IV+BT+WLAN+GPS Rx+earphone4+battery(worst)+adapter 4</p> <p>m: WCDMA Band V+BT+WLAN+GPS Rx+earphone5+battery(worst)+adapter 5</p> <p>n: LTE band 4+BT+WLAN+GPS Rx+earphone+battery(worst)+adapter6</p> <p>o: LTE band 7+BT+WLAN+GPS Rx+earphone+battery(worst)+adapter7</p> <p>p: LTE band 38+BT+WLAN+GPS Rx+earphone(worst)+battery(worst)+adapter8</p> <p>q: Telecom Idle+BT+WLAN+GPS Rx+playing MP4 (SD card)+earphone(worst)+battery(worst)+adapter9</p> <p>r: Telecom Idle+BT+WLAN+GPS Rx+camera (Front)+earphone(worst)+battery(worst)+adapter(worst)</p> <p>s: Telecom Idle+BT+WLAN+GPS Rx+camera (Back)+earphone(worst)+battery(worst)+adapter(worst)</p> <p>t: Telecom Idle+BT+WLAN+GPS Rx+FM+earphone(worst)+battery(worst)+adapter(worst)</p>
	Remark: The test modes in this report is from c to t. both a and b are not contained in this report.

4.3 Description of Support Units

Description	Manufacturer	Model No.	Serial No.
Laptop	Lenovo	T430u	REF. No.SEA1800
Mouse	Lenovo	M-U0025-O	REF. No.:SEA2400
Router	NETGEAR	DGN2200	REF. No.SEA2200

4.4 Measurement Uncertainty

No.	Item	Measurement Uncertainty
1	Conduction Emission	± 3.45dB (9kHz to 150kHz)
		± 3.0dB (150kHz to 30MHz)
2	Radiated Emission	± 4.5dB (30MHz-1GHz)
		± 4.8dB (1GHz-6GHz)
3	Temperature test	± 1°C



Unless otherwise agreed in writing, this document is issued by the Company subject to its General Conditions of Service printed overleaf, available on request or accessible at <http://www.sgs.com/en/Terms-and-Conditions.aspx> and, for electronic format documents, subject to Terms and Conditions for Electronic Documents at <http://www.sgs.com/en/Terms-and-Conditions/Terms-e-Documents.aspx>. Attention is drawn to the limitation of liability, indemnification and jurisdiction issues defined therein. Any holder of this document is advised that information contained hereon reflects the Company's findings at the time of its intervention only and within the limits of Client's instructions, if any. The Company's sole responsibility is to its Client and this document does not exonerate parties to a transaction from exercising all their rights and obligations under the transaction documents. This document cannot be reproduced except in full, without prior written approval of the Company. Any unauthorized alteration, forgery or falsification of the content or appearance of this document is unlawful and offenders may be prosecuted to the fullest extent of the law. Unless otherwise stated the results shown in this test report refer only to the sample(s) tested and such sample(s) are retained for 30 days only.

Attention: To check the authenticity of testing / inspection report and certificate, please contact us at telephone: (86-755) 83071443, or email: CN.Doccheck@sgs.com

SGS-CSTC Standards Technical Services Co., Ltd.
Shenzhen Branch Laboratory

No.1 Workshop, M-10, Middle Section, Science & Technology Park, Shenzhen, China 518057 t (86-755) 26012053 f (86-755) 26710594 www.sgsgroup.com.cn
中国·深圳·科技园中区M-10栋一号厂房 邮编: 518057 t (86-755) 26012053 f (86-755) 26710594 sgs.china@sgs.com

4	Humidity test	± 3%
5	DC power test	± 0.5 %

Remark:

The U_{lab} (lab Uncertainty) is less than U_{CISPR} (CISPR Uncertainty), so the test results

- compliance is deemed to occur if no measured disturbance level exceeds the disturbance limit;
- non-compliance is deemed to occur if any measured disturbance level exceeds the disturbance limit.

4.5 Test Location

All tests were performed at:

SGS-CSTC Standards Technical Services Co., Ltd., Shenzhen Branch

No. 1 Workshop, M-10, Middle Section, Science & Technology Park, Shenzhen, Guangdong, China. 518057.

Tel: +86 755 2601 2053 Fax: +86 755 2671 0594

No tests were sub-contracted.

4.6 Test Facility

The test facility is recognized, certified, or accredited by the following organizations:

• **CNAS (No. CNAS L2929)**

CNAS has accredited SGS-CSTC Standards Technical Services Co., Ltd. Shenzhen Branch EMC Lab to ISO/IEC 17025:2005 General Requirements for the Competence of Testing and Calibration Laboratories (CNAS-CL01 Accreditation Criteria for the Competence of Testing and Calibration Laboratories) for the competence in the field of testing.

• **A2LA (Certificate No. 3816.01)**

SGS-CSTC Standards Technical Services Co., Ltd., Shenzhen EMC Laboratory is accredited by the American Association for Laboratory Accreditation(A2LA). Certificate No. 3816.01.

• **VCCI**

The 3m Fully-anechoic chamber for above 1GHz, 10m Semi-anechoic chamber for below 1GHz, Shielded Room for Mains Port Conducted Interference Measurement and Telecommunication Port Conducted Interference Measurement of SGS-CSTC Standards Technical Services Co., Ltd. have been registered in accordance with the Regulations for Voluntary Control Measures with Registration No.: G-20026, R-14188, C-12383 and T-11153 respectively.

• **FCC –Designation Number: CN1178**

SGS-CSTC Standards Technical Services Co., Ltd., Shenzhen EMC Laboratory has been recognized as an accredited testing laboratory.

Designation Number: CN1178. Test Firm Registration Number: 406779.

• **Innovation, Science and Economic Development Canada**

SGS-CSTC Standards Technical Services Co., Ltd., Shenzhen EMC Laboratory has been recognized by ISED as an accredited testing laboratory.

CAB identifier: CN0006.

IC#: 4620C.

4.7 Deviation from Standards

None



Unless otherwise agreed in writing, this document is issued by the Company subject to its General Conditions of Service printed overleaf, available on request or accessible at <http://www.sgs.com/en/Terms-and-Conditions.aspx> and, for electronic format documents, subject to Terms and Conditions for Electronic Documents at <http://www.sgs.com/en/Terms-and-Conditions/Terms-e-Documents.aspx>. Attention is drawn to the limitation of liability, indemnification and jurisdiction issues defined therein. Any holder of this document is advised that information contained hereon reflects the Company's findings at the time of its intervention only and within the limits of Client's instructions, if any. The Company's sole responsibility is to its Client and this document does not exonerate parties to a transaction from exercising all their rights and obligations under the transaction documents. This document cannot be reproduced except in full, without prior written approval of the Company. Any unauthorized alteration, forgery or falsification of the content or appearance of this document is unlawful and offenders may be prosecuted to the fullest extent of the law. Unless otherwise stated the results shown in this test report refer only to the sample(s) tested and such sample(s) are retained for 30 days only.
Attention: To check the authenticity of testing / inspection report and certificate, please contact us at telephone: (86-755) 8307 1443, or email: CN.Doccheck@sgs.com

SGS-CSTC Standards Technical Services Co., Ltd.
Shenzhen Branch EMC Laboratory

No.1 Workshop, M-10, Middle Section, Science & Technology Park, Shenzhen, China 518057 t (86-755) 26012053 f (86-755) 26710594 www.sgsgroup.com.cn
中国·深圳·科技园中区M-10栋一号厂房 邮编: 518057 t (86-755) 26012053 f (86-755) 26710594 sgs.china@sgs.com



4.8 Abnormalities from Standard Conditions

None



Unless otherwise agreed in writing, this document is issued by the Company subject to its General Conditions of Service printed overleaf, available on request or accessible at <http://www.sgs.com/en/Terms-and-Conditions.aspx> and, for electronic format documents, subject to Terms and Conditions for Electronic Documents at <http://www.sgs.com/en/Terms-and-Conditions/Terms-e-Documents.aspx>. Attention is drawn to the limitation of liability, indemnification and jurisdiction issues defined therein. Any holder of this document is advised that information contained hereon reflects the Company's findings at the time of its intervention only and within the limits of Client's instructions, if any. The Company's sole responsibility is to its Client and this document does not exonerate parties to a transaction from exercising all their rights and obligations under the transaction documents. This document cannot be reproduced except in full, without prior written approval of the Company. Any unauthorized alteration, forgery or falsification of the content or appearance of this document is unlawful and offenders may be prosecuted to the fullest extent of the law. Unless otherwise stated the results shown in this test report refer only to the sample(s) tested and such sample(s) are retained for 30 days only.
Attention: To check the authenticity of testing / inspection report & certificate, please contact us at telephone: (86-755) 8307 1443, or email: CN.Doccheck@sgs.com

SGS-CSTC Standards Technical Services Co., Ltd.
Shenzhen Branch Inspection & Testing Services Laboratory

No.1 Workshop, M-10, Middle Section, Science & Technology Park, Shenzhen, China 518057 t (86-755) 26012053 f (86-755) 26710594 www.sgsgroup.com.cn
中国·深圳·科技园中区M-10栋一号厂房 邮编: 518057 t (86-755) 26012053 f (86-755) 26710594 sgs.china@sgs.com

5 Equipment List

Conducted Emissions at Mains Terminals (150kHz-30MHz)					
Equipment	Manufacturer	Model No	Inventory No	Cal Date	Cal Due Date
Shielding Room	ChangZhou ZhongYu	GB-88	SEM001-06	2017-05-10	2020-05-09
Measurement Software	AUDIX	e3 V5.4.1221d	N/A	N/A	N/A
Coaxial Cable	SGS	N/A	SEM024-01	2018-07-12	2019-07-11
LISN	Rohde & Schwarz	ENV216	SEM007-01	2018-09-25	2019-09-24
LISN	ETS-LINDGREN	3816/2	SEM007-02	2018-04-02	2019-04-01
EMI Test Receiver	Rohde & Schwarz	ESCI	SEM004-02	2018-04-02	2019-04-01

Radiated Emissions (30MHz-1GHz)					
Equipment	Manufacturer	Model No	Inventory No	Cal Date	Cal Due Date
3m Semi-Anechoic Chamber	ETS-LINDGREN	N/A	SEM001-01	2017-08-05	2020-08-04
Measurement Software	AUDIX	e3 V8.2014-6-27	N/A	N/A	N/A
Coaxial Cable	SGS	N/A	SEM025-01	2018-07-12	2019-07-11
EMI Test Receiver	Agilent Technologies	N9038A	SEM004-05	2018-09-25	2019-09-24
BiConiLog Antenna (26-3000MHz)	ETS-LINDGREN	3142C	SEM003-01	2017-06-27	2020-06-26
Pre-amplifier (0.1-1300MHz)	Agilent Technologies	8447D	SEM005-01	2018-04-02	2019-04-01

Radiated Emissions (above 1GHz)					
Equipment	Manufacturer	Model No	Inventory No	Cal Date	Cal Due Date
3m Semi-Anechoic Chamber	AUDIX	N/A	SEM001-02	2018-03-13	2021-03-12
Measurement Software	AUDIX	e3 V8.2014-6-27	N/A	N/A	N/A
Coaxial Cable	SGS	N/A	SEM026-01	2018-07-12	2019-07-11
EXA Spectrum Analyzer	Agilent Technologies Inc	N9010A	SEM004-12	2018-04-13	2019-04-12
Horn Antenna(1-18GHz)	Rohde & Schwarz	HF907	SEM003-07	2018-04-13	2021-04-12
Pre-Amplifier(0.1-26.5GHz)	Compliance Directions Systems Inc.	PAP-0126	SEM004-11	2018-11-12	2019-11-11
FSV Signal Analyzer (10Hz-40GHz)	Rohde & Schwarz	FSV40	SEM008-04	2018-04-02	2019-04-01
Horn Antenna (15GHz-40GHz)	Schwarzbeck	BBHA 9170	SEM003-15	2017-10-17	2020-10-16



Unless otherwise agreed in writing, this document is issued by the Company subject to its General Conditions of Service printed overleaf, available on request or accessible at <http://www.sgs.com/en/Terms-and-Conditions.aspx> and, for electronic format documents, subject to Terms and Conditions for Electronic Documents at <http://www.sgs.com/en/Terms-and-Conditions/Terms-e-Documents.aspx>. Attention is drawn to the limitation of liability, indemnification and jurisdiction issues defined therein. Any holder of this document is advised that information contained hereon reflects the Company's findings at the time of its intervention only and within the limits of Client's instructions, if any. The Company's sole responsibility is to its Client and this document does not exonerate parties to a transaction from exercising all their rights and obligations under the transaction documents. This document cannot be reproduced except in full, without prior written approval of the Company. Any unauthorized alteration, forgery or falsification of the content or appearance of this document is unlawful and offenders may be prosecuted to the fullest extent of the law. Unless otherwise stated the results shown in this test report refer only to the sample(s) tested and such sample(s) are retained for 30 days only.

Attention: To check the authenticity of testing / inspection report & certificate, please contact us at telephone: (86-755) 83071443, or email: CN.Doccheck@sgs.com

SGS-CSTC Standards Technical Services Co., Ltd.
Shenzhen Branch Inspection & Testing Services Laboratory

No.1 Workshop, M-10, Middle Section, Science & Technology Park, Shenzhen, China 518057 t (86-755) 26012053 f (86-755) 26710594 www.sgs.com.cn
中国·深圳·科技园中区M-10栋一号厂房 邮编: 518057 t (86-755) 26012053 f (86-755) 26710594 sgs.china@sgs.com



SGS-CSTC Standards Technical Services Co., Ltd.
Shenzhen Branch

Report No.: SZEM190301131001
Page: 10 of 60

Pre-amplifier (26GHz-40GHz)	Compliance Directions Systems Inc.	PAP-2640-50	SEM005-08	2018-04-02	2019-04-01
--------------------------------	--	-------------	-----------	------------	------------

General used equipment

Equipment	Manufacturer	Model No	Inventory No	Cal Date	Cal Due Date
Humidity/ Temperature Indicator	Shanghai Meteorological Industry Factory	ZJ1-2B	SEM002-03	2018-09-27	2019-09-26
Humidity/ Temperature Indicator	Shanghai Meteorological Industry Factory	ZJ1-2B	SEM002-04	2018-09-27	2019-09-26
Humidity/ Temperature Indicator	Mingle	N/A	SEM002-08	2018-09-27	2019-09-26
Barometer	Changchun Meteorological Industry Factory	DYM3	SEM002-01	2018-04-08	2019-04-07



Unless otherwise agreed in writing, this document is issued by the Company subject to its General Conditions of Service printed overleaf, available on request or accessible at <http://www.sgs.com/en/Terms-and-Conditions.aspx> and, for electronic format documents, subject to Terms and Conditions for Electronic Documents at <http://www.sgs.com/en/Terms-and-Conditions/Terms-e-Documents.aspx>. Attention is drawn to the limitation of liability, indemnification and jurisdiction issues defined therein. Any holder of this document is advised that information contained hereon reflects the Company's findings at the time of its intervention only and within the limits of Client's instructions, if any. The Company's sole responsibility is to its Client and this document does not exonerate parties to a transaction from exercising all their rights and obligations under the transaction documents. This document cannot be reproduced except in full, without prior written approval of the Company. Any unauthorized alteration, forgery or falsification of the content or appearance of this document is unlawful and offenders may be prosecuted to the fullest extent of the law. Unless otherwise stated the results shown in this test report refer only to the sample(s) tested and such sample(s) are retained for 30 days only.
Attention: To check the authenticity of testing / inspection report & certificate, please contact us at telephone: (86-755) 8307 1443, or email: CN.Doccheck@sgs.com

SGS-CSTC Standards Technical Services Co., Ltd.
Shenzhen Branch Inspection & Testing Services Laboratory

No.1 Workshop, M-10, Middle Section, Science & Technology Park, Shenzhen, China 518057 t (86-755) 26012053 f (86-755) 26710594 www.sgsgroup.com.cn
中国·深圳·科技园中区M-10栋一号厂房 邮编: 518057 t (86-755) 26012053 f (86-755) 26710594 sgs.china@sgs.com



6 Emission Test Results

6.1 Conducted Emissions at Mains Terminals (150kHz-30MHz)

Test Requirement:	47 CFR Part 15, Subpart B
Test Method:	ANSI C63.4:2014
Frequency Range:	150kHz to 30MHz
Limit:	
0.15M-0.5MHz	66dB(μV)-56dB(μV) quasi-peak, 56dB(μV)-46dB(μV) average
0.5M-5MHz	56dB(μV) quasi-peak, 46dB(μV) average
5M-30MHz	60dB(μV) quasi-peak, 50dB(μV) average
Detector:	Peak for pre-scan (9kHz resolution bandwidth) 0.15M to 30MHz



Unless otherwise agreed in writing, this document is issued by the Company subject to its General Conditions of Service printed overleaf, available on request or accessible at <http://www.sgs.com/en/Terms-and-Conditions.aspx> and, for electronic format documents, subject to Terms and Conditions for Electronic Documents at <http://www.sgs.com/en/Terms-and-Conditions/Terms-e-Documents.aspx>. Attention is drawn to the limitation of liability, indemnification and jurisdiction issues defined therein. Any holder of this document is advised that information contained hereon reflects the Company's findings at the time of its intervention only and within the limits of Client's instructions, if any. The Company's sole responsibility is to its Client and this document does not exonerate parties to a transaction from exercising all their rights and obligations under the transaction documents. This document cannot be reproduced except in full, without prior written approval of the Company. Any unauthorized alteration, forgery or falsification of the content or appearance of this document is unlawful and offenders may be prosecuted to the fullest extent of the law. Unless otherwise stated the results shown in this test report refer only to the sample(s) tested and such sample(s) are retained for 30 days only.
Attention: To check the authenticity of testing / inspection report & certificate, please contact us at telephone: (86-755) 8307 1443, or email: CN.Doccheck@sgs.com

6.1.1 E.U.T. Operation

Operating Environment:

Temperature: 22 °C Humidity: 58 % RH Atmospheric Pressure: 1015 mbar

The worst case c: Transfer data between the EUT and the PC+USB cable1

for final test: i: GSM 850+BT+WLAN+GPS Rx+earphone1+battery1+adapter1

j: GSM 1900+BT+WLAN+GPS Rx+earphone2+battery2+adapter2

k: WCDMA Band II+BT+WLAN+GPS Rx+earphone3+battery3+adapter3

l: WCDMA Band IV+BT+WLAN+GPS Rx+earphone4+battery3+adapter4

m: WCDMA Band V+BT+WLAN+GPS Rx+earphone5+battery3+adapter5

n: LTE band 4+BT+WLAN+GPS Rx+earphone6+battery3+adapter6

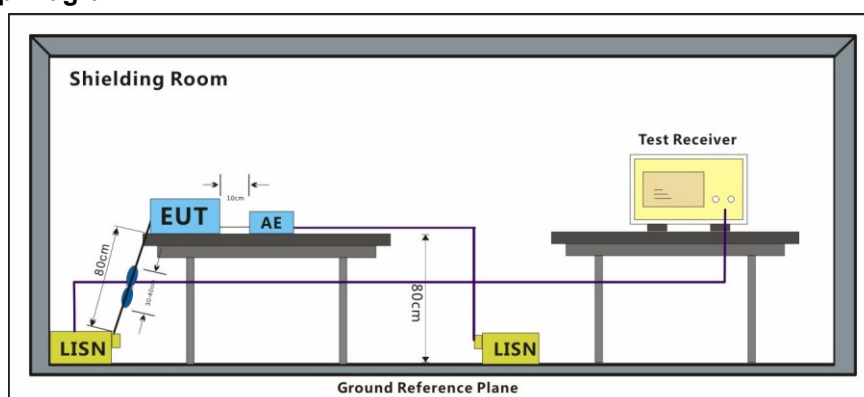
o: LTE band 7+BT+WLAN+GPS Rx+earphone3+battery3+adapter7

p: LTE band 38+BT+WLAN+GPS Rx+earphone3+battery3+adapter8

q: Telecom Idle+BT+WLAN+GPS Rx+playing MP4 (SD

card)+earphone3+battery3+adapter9

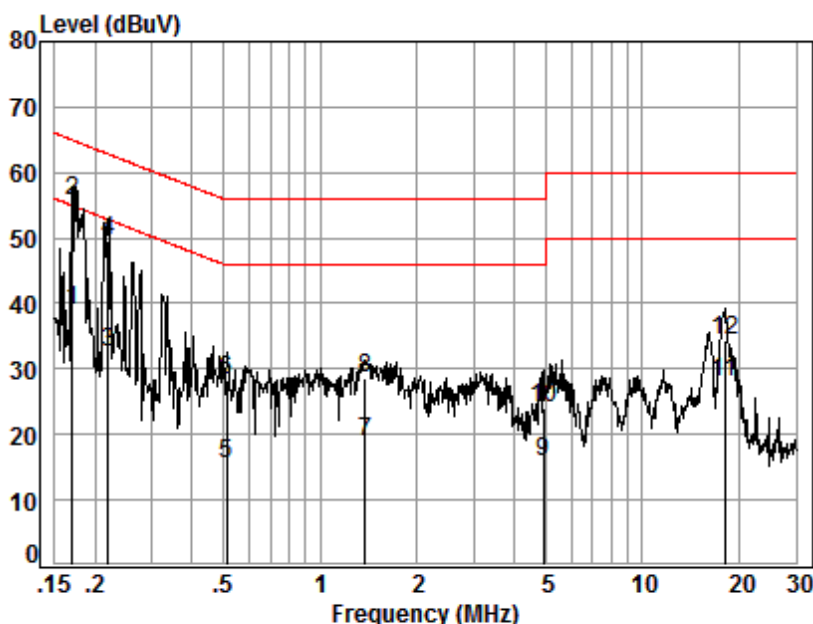
6.1.2 Test Setup Diagram



6.1.3 Measurement Data

An initial pre-scan was performed with peak detector. Quasi-Peak or Average measurement were performed at the frequencies with maximized peak emission were detected.

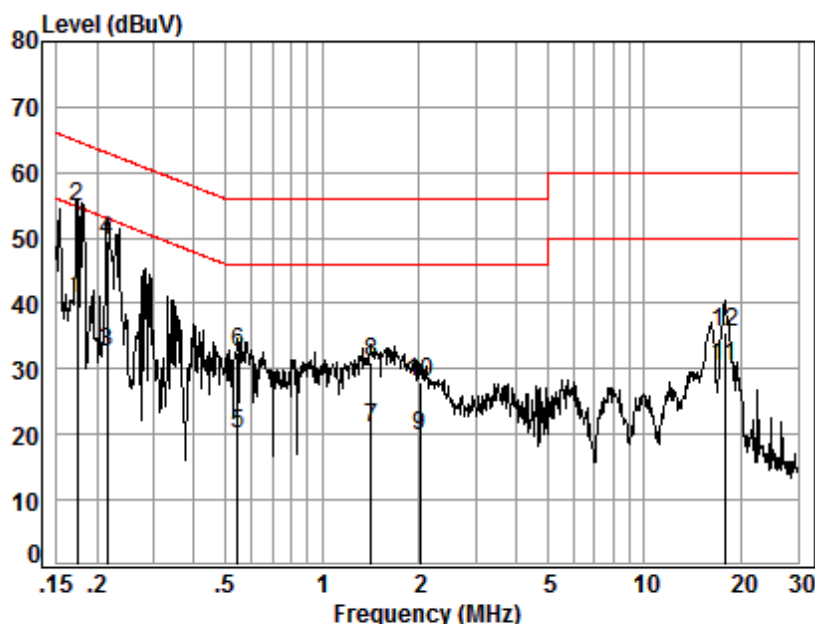
Mode:c; Line:Live Line



Site : Shielding Room
 Condition: Line
 Job No. : 11310CR
 Test mode: c

	Freq	Cable Loss	LISN Factor	Read Level	Level	Limit Line	Over Limit	Remark
	MHz	dB	dB	dBuV	dBuV	dBuV	dB	
1	0.17	0.02	9.66	29.16	38.84	54.94	-16.10	Average
2	0.17	0.02	9.66	45.87	55.55	64.94	-9.39	QP
3	0.22	0.03	9.66	22.84	32.53	52.83	-20.30	Average
4	0.22	0.03	9.66	40.04	49.73	62.83	-13.10	QP
5	0.51	0.06	9.67	5.73	15.46	46.00	-30.54	Average
6	0.51	0.06	9.67	18.52	28.25	56.00	-27.75	QP
7	1.38	0.12	9.73	9.05	18.90	46.00	-27.10	Average
8	1.38	0.12	9.73	18.83	28.68	56.00	-27.32	QP
9	4.93	0.17	9.74	5.88	15.79	46.00	-30.21	Average
10	4.93	0.17	9.74	14.19	24.10	56.00	-31.90	QP
11	18.04	0.23	10.16	17.64	28.03	50.00	-21.97	Average
12	18.04	0.23	10.16	23.86	34.25	60.00	-25.75	QP

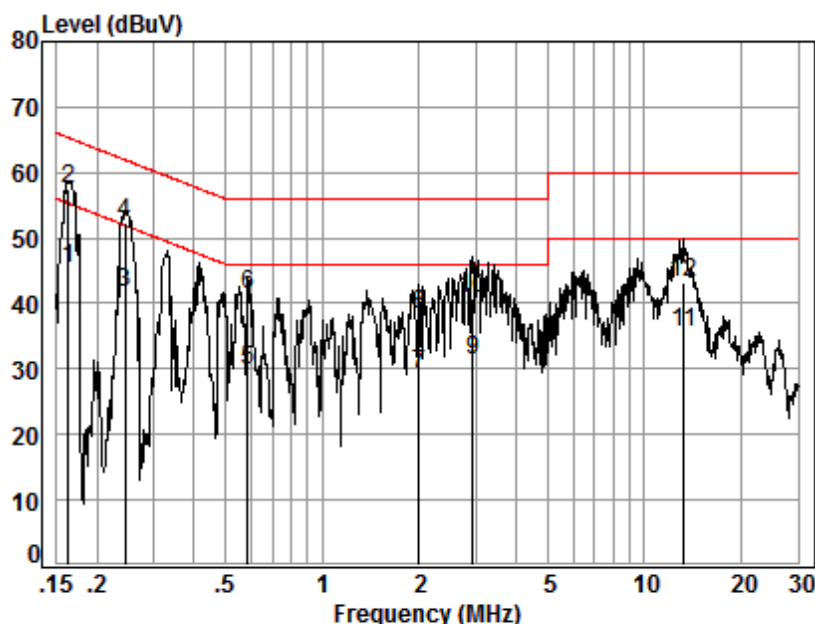
Mode:c; Line:Neutral Line



Site : Shielding Room
Condition: Neutral
Job No. : 11310CR
Test mode: c

	Freq	Cable Loss	LISN Factor	Read Level	Level	Limit Line	Over Limit	Remark
	MHz	dB	dB	dBuV	dBuV	dBuV	dB	
1	0.17	0.02	9.64	31.00	40.66	54.77	-14.11	Average
2	0.17	0.02	9.64	45.11	54.77	64.77	-10.00	QP
3	0.22	0.03	9.64	22.92	32.59	53.01	-20.42	Average
4	0.22	0.03	9.64	39.82	49.49	63.01	-13.52	QP
5	0.55	0.06	9.64	10.32	20.02	46.00	-25.98	Average
6	0.55	0.06	9.64	22.82	32.52	56.00	-23.48	QP
7	1.42	0.12	9.70	11.14	20.96	46.00	-25.04	Average
8	1.42	0.12	9.70	21.17	30.99	56.00	-25.01	QP
9	2.01	0.16	9.69	9.93	19.78	46.00	-26.22	Average
10	2.01	0.16	9.69	18.00	27.85	56.00	-28.15	QP
11	17.75	0.23	10.22	19.88	30.33	50.00	-19.67	Average
12	17.75	0.23	10.22	25.18	35.63	60.00	-24.37	QP

Mode:i; Line:Live Line



Site : Shielding Room

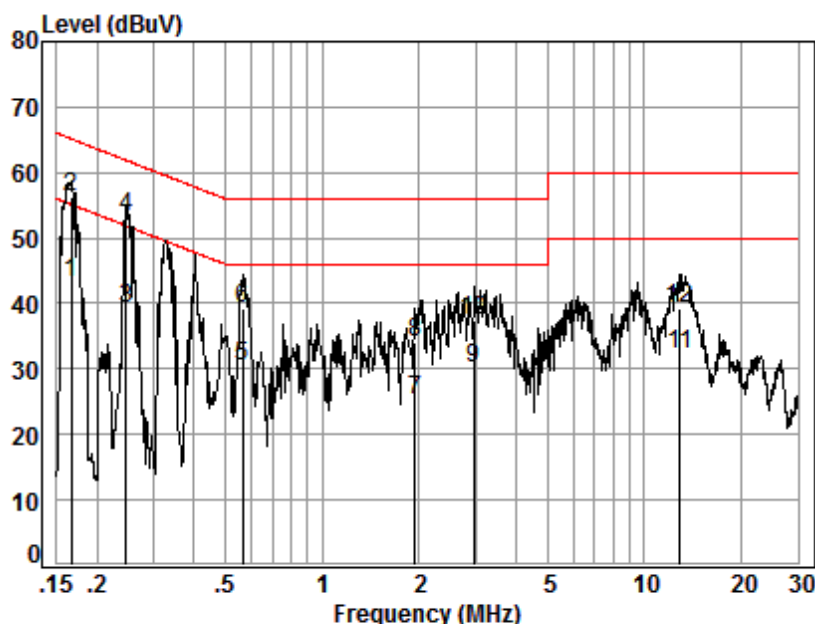
Condition: Line

Job No. : 11310CR

Test mode: i

	Freq	Cable Loss	LISN Factor	Read Level	Level	Limit Line	Over Limit	Remark
	MHz	dB	dB	dBuV	dBuV	dBuV	dB	
1	0.16	0.01	9.66	35.59	45.26	55.30	-10.04	Average
2	0.16	0.01	9.66	47.82	57.49	65.30	-7.81	QP
3	0.24	0.03	9.67	31.95	41.65	51.95	-10.30	Average
4	0.24	0.03	9.67	42.56	52.26	61.95	-9.69	QP
5	0.59	0.07	9.67	20.17	29.91	46.00	-16.09	Average
6	0.59	0.07	9.67	31.50	41.24	56.00	-14.76	QP
7	2.00	0.16	9.72	19.26	29.14	46.00	-16.86	Average
8	2.00	0.16	9.72	28.38	38.26	56.00	-17.74	QP
9	2.93	0.16	9.71	21.58	31.45	46.00	-14.55	Average
10	2.93	0.16	9.71	30.81	40.68	56.00	-15.32	QP
11	13.27	0.20	10.20	25.28	35.68	50.00	-14.32	Average
12	13.27	0.20	10.20	32.81	43.21	60.00	-16.79	QP

Mode:i; Line:Neutral Line



Site : Shielding Room

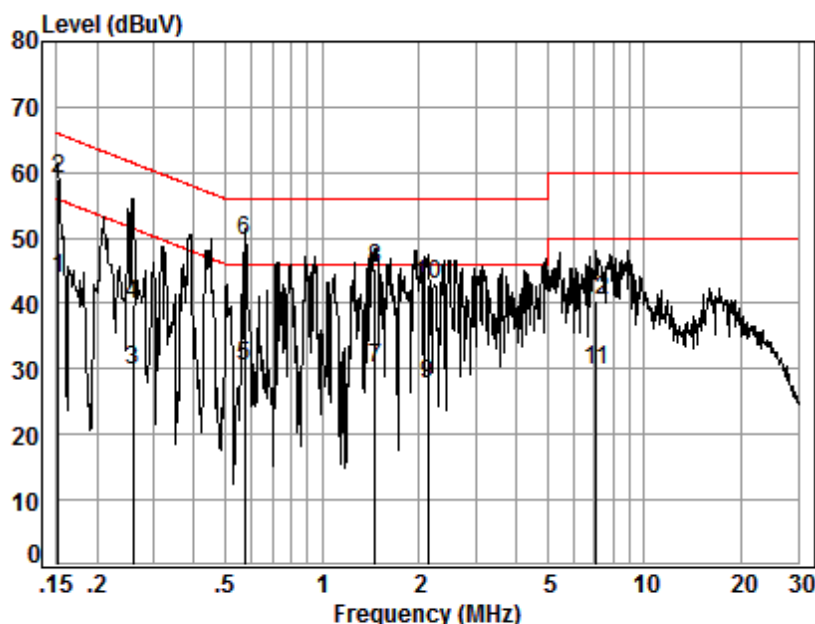
Condition: Neutral

Job No. : 11310CR

Test mode: i

	Freq	Cable Loss	LISN Factor	Read Level	Level	Limit Line	Over Limit	Remark
	MHz	dB	dB	dBuV	dBuV	dBuV	dB	
1	0.17	0.01	9.64	33.65	43.30	55.16	-11.86	Average
2	0.17	0.01	9.64	46.77	56.42	65.16	-8.74	QP
3	0.25	0.03	9.64	29.68	39.35	51.86	-12.51	Average
4	0.25	0.03	9.64	43.45	53.12	61.86	-8.74	QP
5	0.57	0.07	9.64	20.86	30.57	46.00	-15.43	Average
6	0.57	0.07	9.64	29.64	39.35	56.00	-16.65	QP
7	1.94	0.16	9.69	15.41	25.26	46.00	-20.74	Average
8	1.94	0.16	9.69	24.19	34.04	56.00	-21.96	QP
9	2.96	0.16	9.68	20.14	29.98	46.00	-16.02	Average
10	2.96	0.16	9.68	27.57	37.41	56.00	-18.59	QP
11	12.85	0.19	10.17	21.86	32.22	50.00	-17.78	Average
12	12.85	0.19	10.17	28.93	39.29	60.00	-20.71	QP

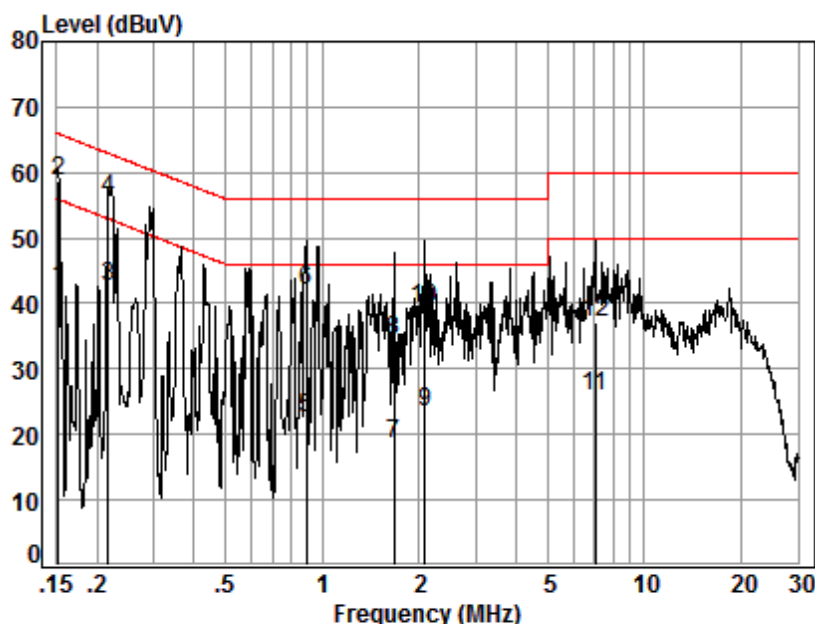
Mode:j; Line:Live Line



Site : Shielding Room
 Condition: Line
 Job No. : 11310CR
 Test mode: j

	Freq	Cable Loss	LISN Factor	Read Level	Level	Limit Line	Over Limit	Remark
	MHz	dB	dB	dBuV	dBuV	dBuV	dB	
1	0.15	0.01	9.66	34.21	43.88	55.91	-12.03	Average
2	0.15	0.01	9.66	49.40	59.07	65.91	-6.84	QP
3	0.26	0.03	9.67	20.00	29.70	51.47	-21.77	Average
4	0.26	0.03	9.67	30.00	39.70	61.47	-21.77	QP
5	0.57	0.07	9.67	20.77	30.51	46.00	-15.49	Average
6	0.57	0.07	9.67	39.69	49.43	56.00	-6.57	QP
7	1.46	0.13	9.73	20.17	30.03	46.00	-15.97	Average
8	1.46	0.13	9.73	35.41	45.27	56.00	-10.73	QP
9	2.13	0.16	9.72	17.79	27.67	46.00	-18.33	Average
10	2.13	0.16	9.72	33.06	42.94	56.00	-13.06	QP
11	7.10	0.17	9.78	19.94	29.89	50.00	-20.11	Average
12	7.10	0.17	9.78	30.50	40.45	60.00	-19.55	QP

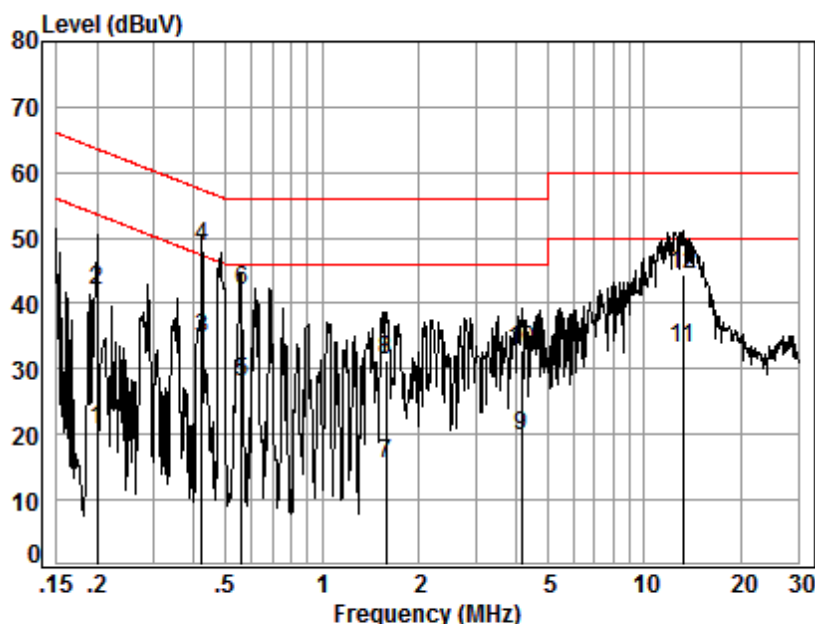
Mode:j; Line:Neutral Line



Site : Shielding Room
Condition: Neutral
Job No. : 11310CR
Test mode: j

	Freq	Cable Loss	LISN Factor	Read Level	Level	Limit Line	Over Limit	Remark
	MHz	dB	dB	dBuV	dBuV	dBuV	dB	
1	0.15	0.01	9.63	32.68	42.32	55.91	-13.59	Average
2	0.15	0.01	9.63	49.06	58.70	65.91	-7.21	QP
3	0.22	0.03	9.64	32.95	42.62	52.92	-10.30	Average
4	0.22	0.03	9.64	46.28	55.95	62.92	-6.97	QP
5	0.89	0.09	9.71	12.66	22.46	46.00	-23.54	Average
6	0.89	0.09	9.71	32.12	41.92	56.00	-14.08	QP
7	1.67	0.14	9.70	8.78	18.62	46.00	-27.38	Average
8	1.67	0.14	9.70	24.38	34.22	56.00	-21.78	QP
9	2.09	0.16	9.69	13.68	23.53	46.00	-22.47	Average
10	2.09	0.16	9.69	29.40	39.25	56.00	-16.75	QP
11	7.02	0.17	9.76	16.03	25.96	50.00	-24.04	Average
12	7.02	0.17	9.76	27.07	37.00	60.00	-23.00	QP

Mode:k; Line:Live Line



Site : Shielding Room

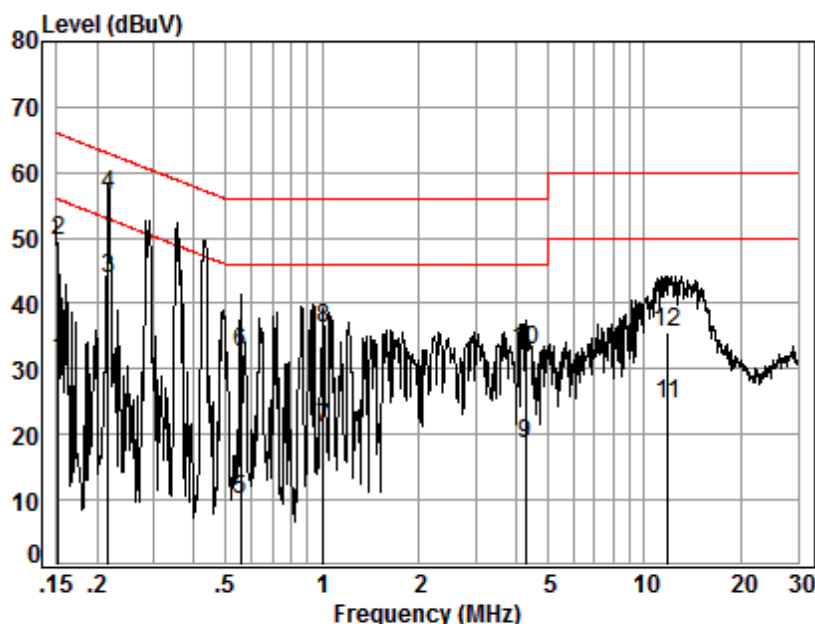
Condition: Line

Job No. : 11310CR

Test mode: k

	Freq	Cable Loss	LISN Factor	Read Level	Level	Limit Line	Over Limit	Remark
	MHz	dB	dB	dBuV	dBuV	dBuV	dB	
1	0.20	0.02	9.66	11.00	20.68	53.62	-32.94	Average
2	0.20	0.02	9.66	32.33	42.01	63.62	-21.61	QP
3	0.42	0.05	9.67	25.09	34.81	47.37	-12.56	Average
4	0.42	0.05	9.67	38.82	48.54	57.37	-8.83	QP
5	0.56	0.07	9.67	18.34	28.08	46.00	-17.92	Average
6	0.56	0.07	9.67	32.22	41.96	56.00	-14.04	QP
7	1.58	0.14	9.73	5.79	15.66	46.00	-30.34	Average
8	1.58	0.14	9.73	21.32	31.19	56.00	-24.81	QP
9	4.16	0.16	9.72	10.00	19.88	46.00	-26.12	Average
10	4.16	0.16	9.72	22.91	32.79	56.00	-23.21	QP
11	13.13	0.20	10.19	22.80	33.19	50.00	-16.81	Average
12	13.13	0.20	10.19	34.14	44.53	60.00	-15.47	QP

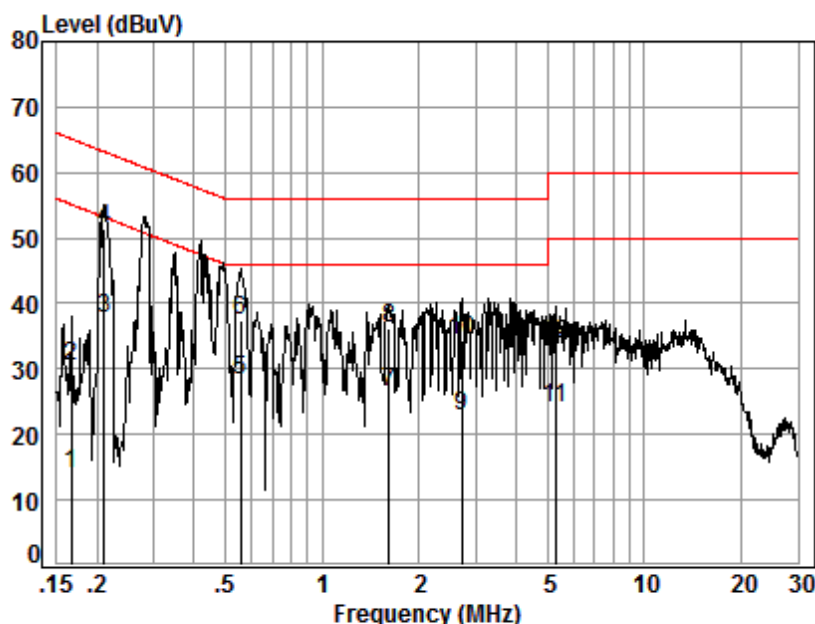
Mode:k; Line:Neutral Line



Site : Shielding Room
Condition: Neutral
Job No. : 11310CR
Test mode: k

	Freq	Cable Loss	LISN Factor	Read Level	Level	Limit Line	Over Limit	Remark
	MHz	dB	dB	dBuV	dBuV	dBuV	dB	
1	0.15	0.01	9.63	21.68	31.32	55.91	-24.59	Average
2	0.15	0.01	9.63	39.90	49.54	65.91	-16.37	QP
3	0.22	0.03	9.64	33.99	43.66	52.96	-9.30	Average
4	0.22	0.03	9.64	47.01	56.68	62.96	-6.28	QP
5	0.56	0.07	9.64	0.46	10.17	46.00	-35.83	Average
6	0.56	0.07	9.64	22.80	32.51	56.00	-23.49	QP
7	1.01	0.09	9.71	11.32	21.12	46.00	-24.88	Average
8	1.01	0.09	9.71	26.49	36.29	56.00	-19.71	QP
9	4.29	0.16	9.70	8.70	18.56	46.00	-27.44	Average
10	4.29	0.16	9.70	22.91	32.77	56.00	-23.23	QP
11	11.81	0.19	10.06	14.46	24.71	50.00	-25.29	Average
12	11.81	0.19	10.06	25.35	35.60	60.00	-24.40	QP

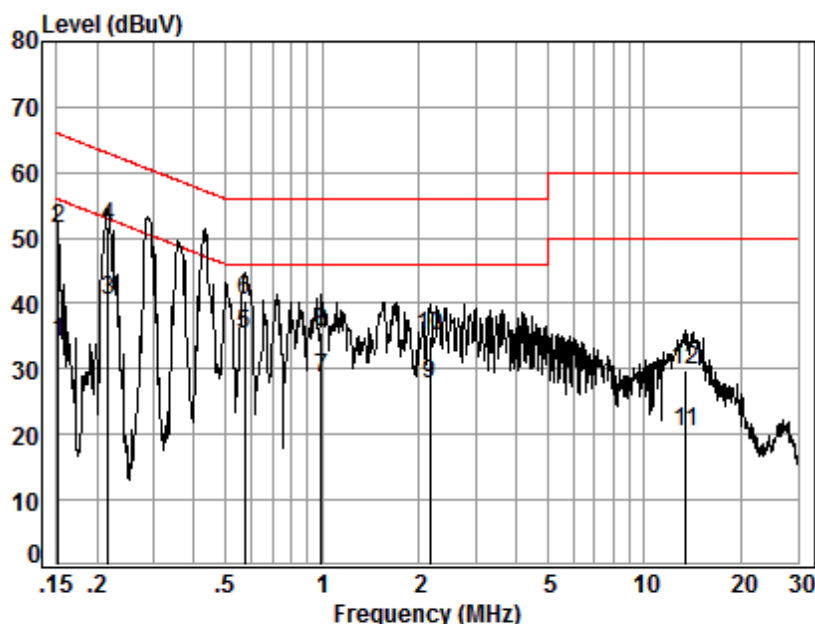
Mode:I; Line:Live Line



Site : Shielding Room
Condition: Line
Job No. : 11310CR
Test mode: 1

	Freq	Cable Loss	LISN Factor	Read Level	Level	Limit Line	Over Limit	Remark
	MHz	dB	dB	dBuV	dBuV	dBuV	dB	
1	0.17	0.01	9.66	4.35	14.02	55.16	-41.14	Average
2	0.17	0.01	9.66	20.78	30.45	65.16	-34.71	QP
3	0.21	0.02	9.66	28.09	37.77	53.18	-15.41	Average
4	0.21	0.02	9.66	41.78	51.46	63.18	-11.72	QP
5	0.56	0.07	9.67	18.63	28.37	46.00	-17.63	Average
6	0.56	0.07	9.67	27.62	37.36	56.00	-18.64	QP
7	1.61	0.14	9.73	16.48	26.35	46.00	-19.65	Average
8	1.61	0.14	9.73	26.24	36.11	56.00	-19.89	QP
9	2.71	0.16	9.71	13.02	22.89	46.00	-23.11	Average
10	2.71	0.16	9.71	24.62	34.49	56.00	-21.51	QP
11	5.28	0.17	9.75	14.01	23.93	50.00	-26.07	Average
12	5.28	0.17	9.75	23.70	33.62	60.00	-26.38	QP

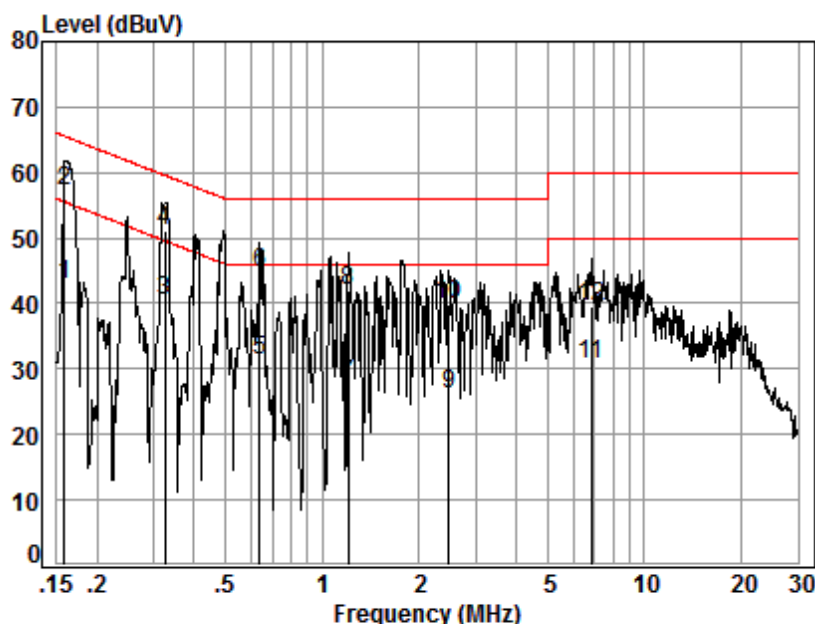
Mode:I; Line:Neutral Line



Site : Shielding Room
Condition: Neutral
Job No. : 11310CR
Test mode: 1

	Freq	Cable Loss	LISN Factor	Read Level	Level	Limit Line	Over Limit	Remark
	MHz	dB	dB	dBuV	dBuV	dBuV	dB	
1	0.15	0.01	9.63	24.54	34.18	55.91	-21.73	Average
2	0.15	0.01	9.63	41.88	51.52	65.91	-14.39	QP
3	0.22	0.03	9.64	30.89	40.56	52.96	-12.40	Average
4	0.22	0.03	9.64	42.19	51.86	62.96	-11.10	QP
5	0.57	0.07	9.64	25.66	35.37	46.00	-10.63	Average
6	0.57	0.07	9.64	30.84	40.55	56.00	-15.45	QP
7	0.99	0.09	9.71	18.86	28.66	46.00	-17.34	Average
8	0.99	0.09	9.71	25.80	35.60	56.00	-20.40	QP
9	2.16	0.16	9.69	17.98	27.83	46.00	-18.17	Average
10	2.16	0.16	9.69	25.13	34.98	56.00	-21.02	QP
11	13.48	0.20	10.24	10.07	20.51	50.00	-29.49	Average
12	13.48	0.20	10.24	19.50	29.94	60.00	-30.06	QP

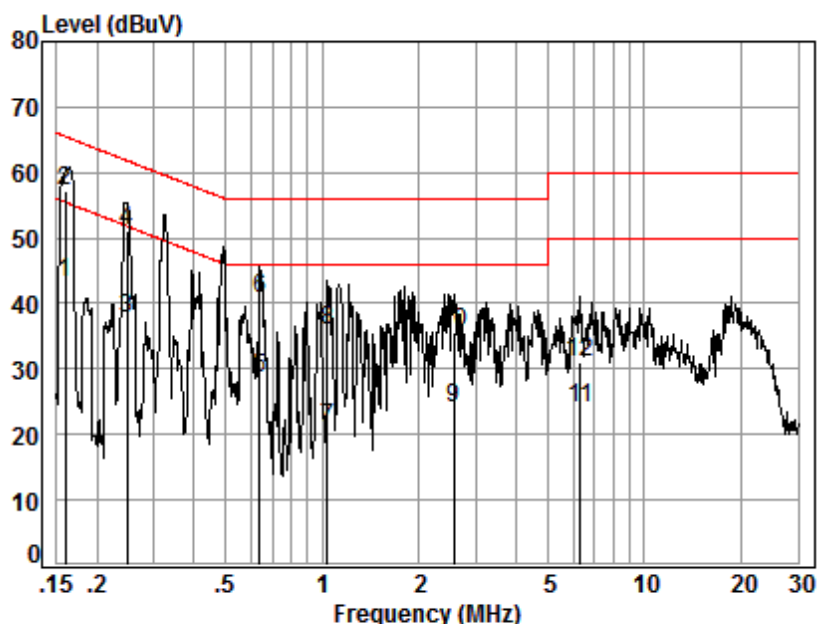
Mode:m; Line:Live Line



Site : Shielding Room
Condition: Line
Job No. : 11310CR
Test mode: m

	Freq	Cable Loss	LISN Factor	Read Level	Level	Limit Line	Over Limit	Remark
	MHz	dB	dB	dBuV	dBuV	dBuV	dB	
1	0.16	0.01	9.66	33.28	42.95	55.56	-12.61	Average
2	0.16	0.01	9.66	47.55	57.22	65.56	-8.34	QP
3	0.33	0.04	9.67	30.69	40.40	49.57	-9.17	Average
4	0.33	0.04	9.67	41.28	50.99	59.57	-8.58	QP
5	0.64	0.07	9.67	21.54	31.28	46.00	-14.72	Average
6	0.64	0.07	9.67	34.95	44.69	56.00	-11.31	QP
7	1.20	0.11	9.73	17.93	27.77	46.00	-18.23	Average
8	1.20	0.11	9.73	32.01	41.85	56.00	-14.15	QP
9	2.47	0.16	9.71	16.25	26.12	46.00	-19.88	Average
10	2.47	0.16	9.71	30.04	39.91	56.00	-16.09	QP
11	6.84	0.17	9.78	20.87	30.82	50.00	-19.18	Average
12	6.84	0.17	9.78	29.50	39.45	60.00	-20.55	QP

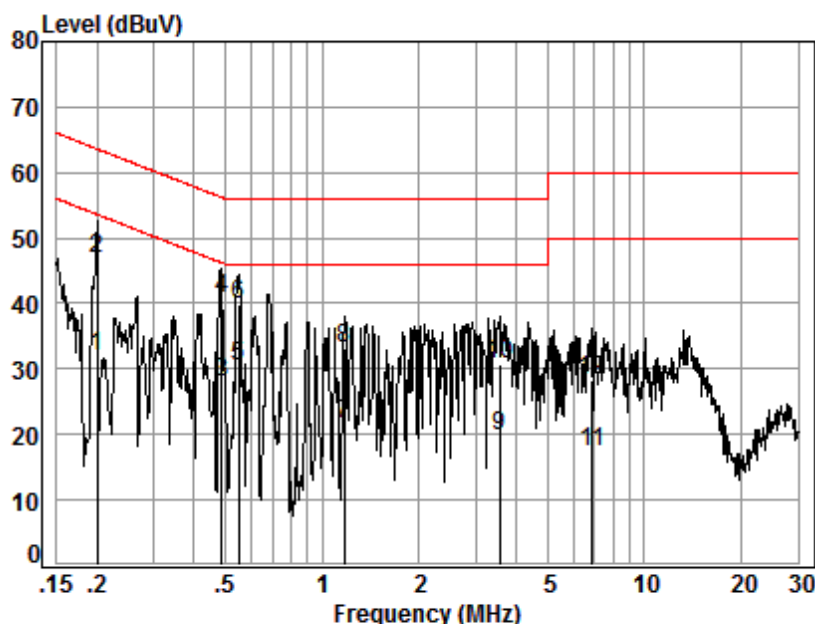
Mode:m; Line:Neutral Line



Site : Shielding Room
Condition: Neutral
Job No. : 11310CR
Test mode: m

	Freq	Cable Loss	LISN Factor	Read Level	Level	Limit Line	Over Limit	Remark
	MHz	dB	dB	dBuV	dBuV	dBuV	dB	
1	0.16	0.01	9.64	33.55	43.20	55.47	-12.27	Average
2	0.16	0.01	9.64	47.41	57.06	65.47	-8.41	QP
3	0.25	0.03	9.64	28.11	37.78	51.82	-14.04	Average
4	0.25	0.03	9.64	41.50	51.17	61.82	-10.65	QP
5	0.64	0.07	9.64	18.86	28.57	46.00	-17.43	Average
6	0.64	0.07	9.64	31.16	40.87	56.00	-15.13	QP
7	1.04	0.09	9.71	11.05	20.85	46.00	-25.15	Average
8	1.04	0.09	9.71	26.21	36.01	56.00	-19.99	QP
9	2.55	0.16	9.68	14.27	24.11	46.00	-21.89	Average
10	2.55	0.16	9.68	25.66	35.50	56.00	-20.50	QP
11	6.32	0.17	9.74	13.97	23.88	50.00	-26.12	Average
12	6.32	0.17	9.74	21.11	31.02	60.00	-28.98	QP

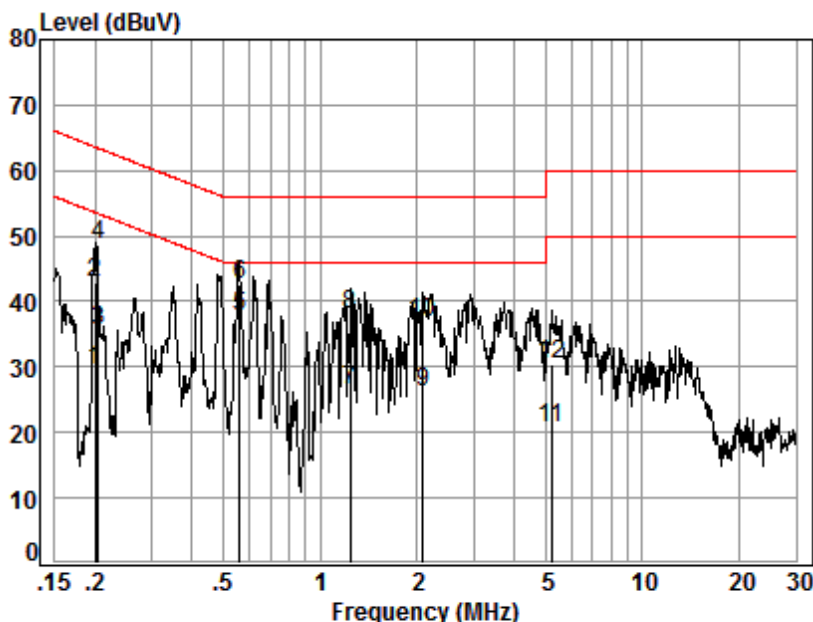
Mode:n; Line:Live Line



Site : Shielding Room
Condition: Line
Job No. : 11310CR
Test mode: n

	Freq	Cable Loss	LISN Factor	Read Level	Level	Limit Line	Over Limit	Remark
	MHz	dB	dB	dBuV	dBuV	dBuV	dB	
1	0.20	0.02	9.66	22.29	31.97	53.62	-21.65	Average
2	0.20	0.02	9.66	37.02	46.70	63.62	-16.92	QP
3	0.49	0.06	9.67	18.17	27.90	46.23	-18.33	Average
4	0.49	0.06	9.67	31.16	40.89	56.23	-15.34	QP
5	0.55	0.06	9.67	20.55	30.28	46.00	-15.72	Average
6	0.55	0.06	9.67	30.02	39.75	56.00	-16.25	QP
7	1.17	0.11	9.73	11.81	21.65	46.00	-24.35	Average
8	1.17	0.11	9.73	23.38	33.22	56.00	-22.78	QP
9	3.55	0.16	9.72	9.86	19.74	46.00	-26.26	Average
10	3.55	0.16	9.72	20.87	30.75	56.00	-25.25	QP
11	6.88	0.17	9.78	7.50	17.45	50.00	-32.55	Average
12	6.88	0.17	9.78	18.37	28.32	60.00	-31.68	QP

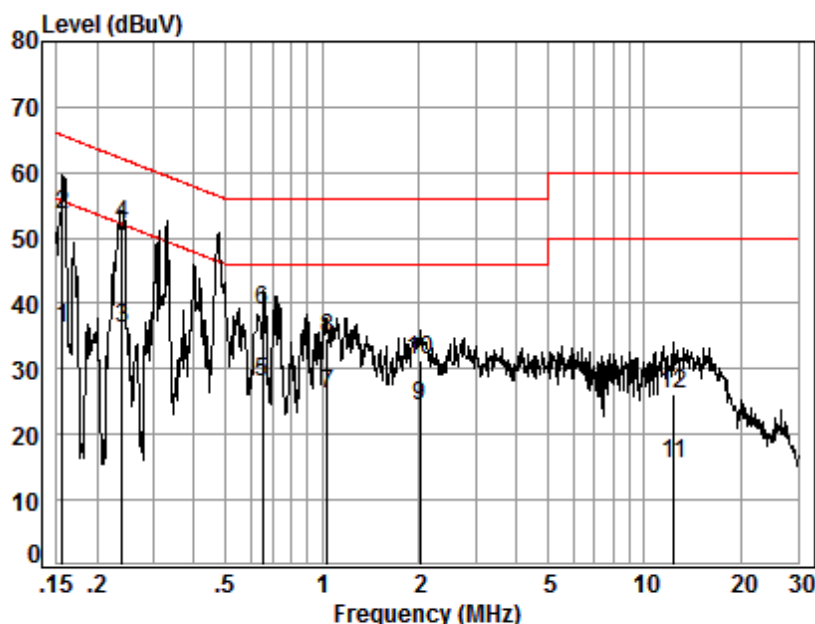
Mode:n; Line:Neutral Line



Site : Shielding Room
Condition: Neutral
Job No. : 11310CR
Test mode: n

	Freq	Cable Loss	LISN Factor	Read Level	Level	Limit Line	Over Limit	Remark
	MHz	dB	dB	dBuV	dBuV	dBuV	dB	
1	0.20	0.02	9.64	19.71	29.37	53.62	-24.25	Average
2	0.20	0.02	9.64	33.37	43.03	63.62	-20.59	QP
3	0.20	0.02	9.64	25.91	35.57	53.45	-17.88	Average
4	0.20	0.02	9.64	38.87	48.53	63.45	-14.92	QP
5	0.56	0.07	9.64	27.93	37.64	46.00	-8.36	Average
6	0.56	0.07	9.64	32.75	42.46	56.00	-13.54	QP
7	1.24	0.11	9.70	16.81	26.62	46.00	-19.38	Average
8	1.24	0.11	9.70	28.15	37.96	56.00	-18.04	QP
9	2.09	0.16	9.69	16.22	26.07	46.00	-19.93	Average
10	2.09	0.16	9.69	26.98	36.83	56.00	-19.17	QP
11	5.22	0.17	9.72	10.93	20.82	50.00	-29.18	Average
12	5.22	0.17	9.72	20.57	30.46	60.00	-29.54	QP

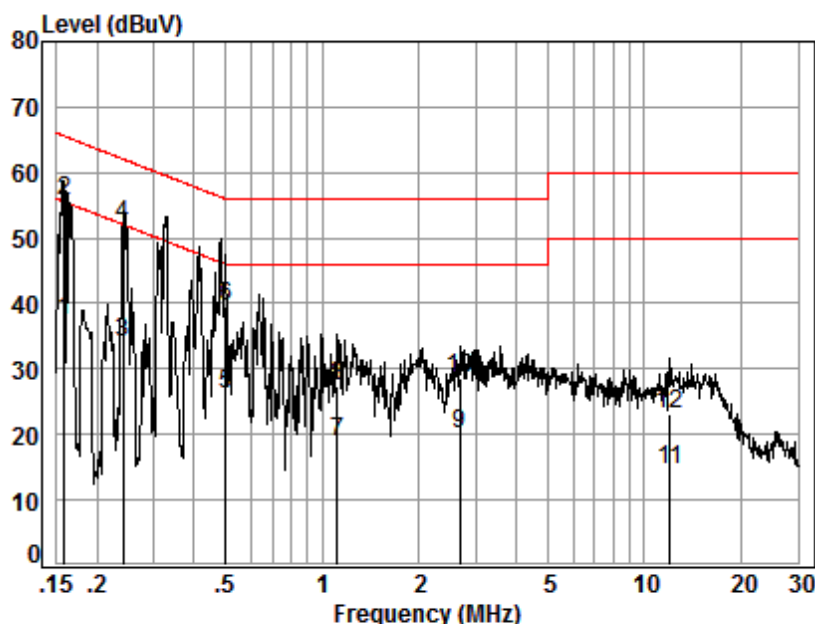
Mode:o; Line:Live Line



Site : Shielding Room
Condition: Line
Job No. : 11310CR
Test mode: o

	Freq	Cable Loss	LISN Factor	Read Level	Level	Limit Line	Over Limit	Remark
	MHz	dB	dB	dBuV	dBuV	dBuV	dB	
1	0.16	0.01	9.66	26.46	36.13	55.69	-19.56	Average
2	0.16	0.01	9.66	43.91	53.58	65.69	-12.11	QP
3	0.24	0.03	9.67	26.50	36.20	52.13	-15.93	Average
4	0.24	0.03	9.67	42.44	52.14	62.13	-9.99	QP
5	0.65	0.07	9.68	18.17	27.92	46.00	-18.08	Average
6	0.65	0.07	9.68	29.15	38.90	56.00	-17.10	QP
7	1.04	0.09	9.74	16.22	26.05	46.00	-19.95	Average
8	1.04	0.09	9.74	24.96	34.79	56.00	-21.21	QP
9	2.01	0.16	9.72	14.51	24.39	46.00	-21.61	Average
10	2.01	0.16	9.72	21.56	31.44	56.00	-24.56	QP
11	12.32	0.19	10.11	5.20	15.50	50.00	-34.50	Average
12	12.32	0.19	10.11	15.85	26.15	60.00	-33.85	QP

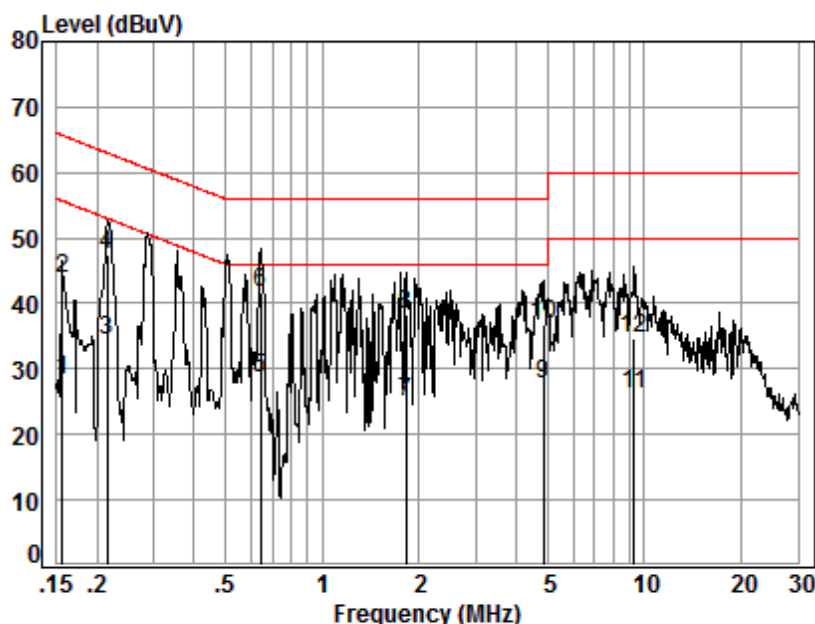
Mode:o; Line:Neutral Line



Site : Shielding Room
Condition: Neutral
Job No. : 11310CR
Test mode: o

	Freq	Cable Loss	LISN Factor	Read Level	Level	Limit Line	Over Limit	Remark
	MHz	dB	dB	dBuV	dBuV	dBuV	dB	
1	0.16	0.01	9.63	27.80	37.44	55.56	-18.12	Average
2	0.16	0.01	9.63	46.06	55.70	65.56	-9.86	QP
3	0.24	0.03	9.64	24.47	34.14	52.04	-17.90	Average
4	0.24	0.03	9.64	42.29	51.96	62.04	-10.08	QP
5	0.50	0.06	9.64	16.37	26.07	46.00	-19.93	Average
6	0.50	0.06	9.64	29.88	39.58	56.00	-16.42	QP
7	1.11	0.10	9.70	9.03	18.83	46.00	-27.17	Average
8	1.11	0.10	9.70	17.52	27.32	56.00	-28.68	QP
9	2.66	0.16	9.68	10.30	20.14	46.00	-25.86	Average
10	2.66	0.16	9.68	18.63	28.47	56.00	-27.53	QP
11	12.00	0.19	10.08	4.18	14.45	50.00	-35.55	Average
12	12.00	0.19	10.08	12.77	23.04	60.00	-36.96	QP

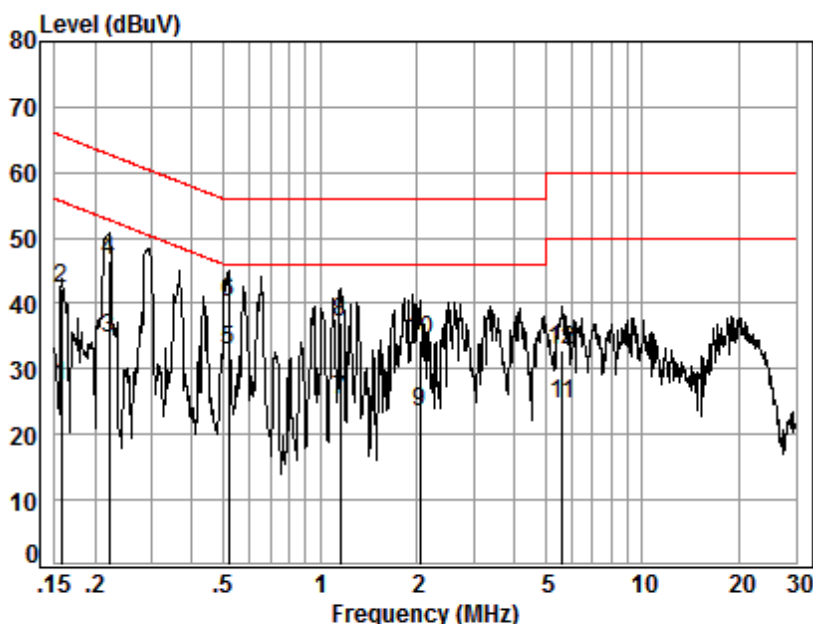
Mode:p; Line:Live Line



Site : Shielding Room
Condition: Line
Job No. : 11310CR
Test mode: p

	Freq	Cable Loss	LISN Factor	Read Level	Level	Limit Line	Over Limit	Remark
	MHz	dB	dB	dBuV	dBuV	dBuV	dB	
1	0.16	0.01	9.66	18.74	28.41	55.69	-27.28	Average
2	0.16	0.01	9.66	34.20	43.87	65.69	-21.82	QP
3	0.22	0.03	9.66	24.64	34.33	53.01	-18.68	Average
4	0.22	0.03	9.66	37.65	47.34	63.01	-15.67	QP
5	0.64	0.07	9.67	18.91	28.65	46.00	-17.35	Average
6	0.64	0.07	9.67	31.80	41.54	56.00	-14.46	QP
7	1.82	0.15	9.72	14.97	24.84	46.00	-21.16	Average
8	1.82	0.15	9.72	28.46	38.33	56.00	-17.67	QP
9	4.85	0.17	9.74	17.74	27.65	46.00	-18.35	Average
10	4.85	0.17	9.74	26.82	36.73	56.00	-19.27	QP
11	9.30	0.17	9.84	16.24	26.25	50.00	-23.75	Average
12	9.30	0.17	9.84	24.62	34.63	60.00	-25.37	QP

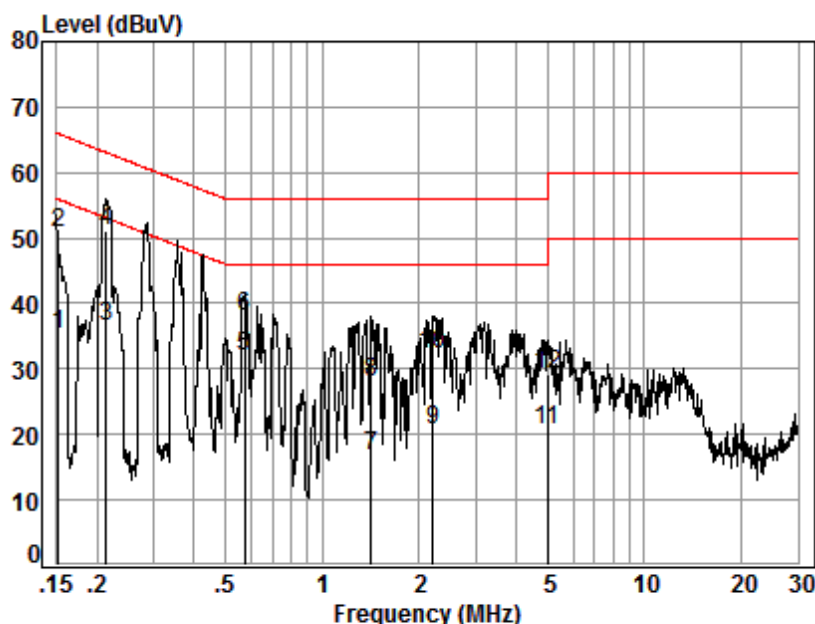
Mode:p; Line:Neutral Line



Site : Shielding Room
Condition: Neutral
Job No. : 11310CR
Test mode: p

	Freq	Cable Loss	LISN Factor	Read Level	Level	Limit Line	Over Limit	Remark
	MHz	dB	dB	dBuV	dBuV	dBuV	dB	
1	0.16	0.01	9.63	17.80	27.44	55.60	-28.16	Average
2	0.16	0.01	9.63	32.49	42.13	65.60	-23.47	QP
3	0.22	0.03	9.64	25.08	34.75	52.79	-18.04	Average
4	0.22	0.03	9.64	36.84	46.51	62.79	-16.28	QP
5	0.52	0.06	9.64	23.03	32.73	46.00	-13.27	Average
6	0.52	0.06	9.64	30.54	40.24	56.00	-15.76	QP
7	1.15	0.10	9.70	15.47	25.27	46.00	-20.73	Average
8	1.15	0.10	9.70	27.19	36.99	56.00	-19.01	QP
9	2.03	0.16	9.69	13.68	23.53	46.00	-22.47	Average
10	2.03	0.16	9.69	24.39	34.24	56.00	-21.76	QP
11	5.65	0.17	9.73	14.77	24.67	50.00	-25.33	Average
12	5.65	0.17	9.73	22.96	32.86	60.00	-27.14	QP

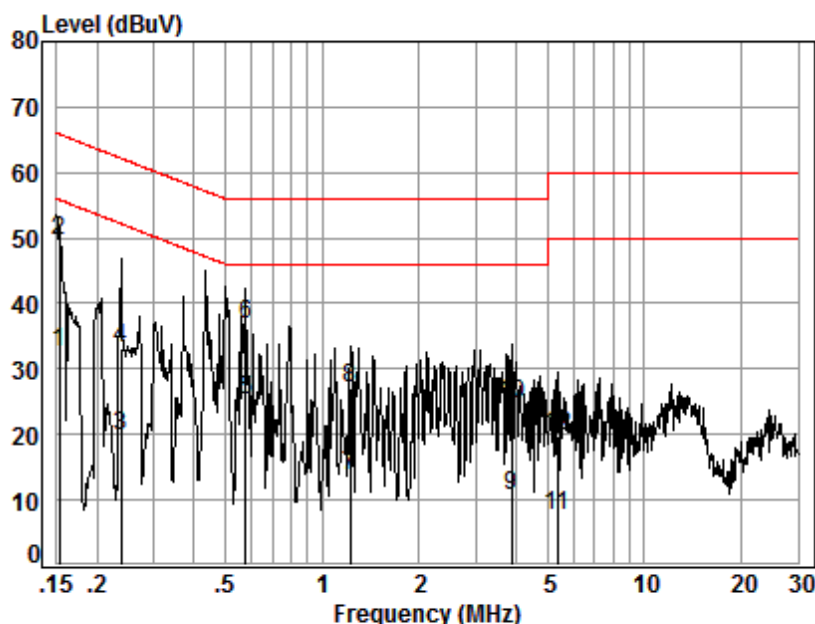
Mode:q; Line:Live Line



Site : Shielding Room
Condition: Line
Job No. : 11310CR
Test mode: q

	Freq	Cable Loss	LISN Factor	Read Level	Level	Limit Line	Over Limit	Remark
	MHz	dB	dB	dBuV	dBuV	dBuV	dB	
1	0.15	0.01	9.66	25.47	35.14	55.91	-20.77	Average
2	0.15	0.01	9.66	41.04	50.71	65.91	-15.20	QP
3	0.21	0.02	9.66	26.93	36.61	53.10	-16.49	Average
4	0.21	0.02	9.66	41.30	50.98	63.10	-12.12	QP
5	0.57	0.07	9.67	22.13	31.87	46.00	-14.13	Average
6	0.57	0.07	9.67	28.37	38.11	56.00	-17.89	QP
7	1.42	0.12	9.73	6.97	16.82	46.00	-29.18	Average
8	1.42	0.12	9.73	18.17	28.02	56.00	-27.98	QP
9	2.21	0.16	9.72	10.94	20.82	46.00	-25.18	Average
10	2.21	0.16	9.72	22.40	32.28	56.00	-23.72	QP
11	5.00	0.17	9.74	10.83	20.74	50.00	-29.26	Average
12	5.00	0.17	9.74	19.26	29.17	60.00	-30.83	QP

Mode:q; Line:Neutral Line



Site : Shielding Room
Condition: Neutral
Job No. : 11310CR
Test mode: q

	Freq	Cable Loss	LISN Factor	Read Level	Level	Limit Line	Over Limit	Remark
	MHz	dB	dB	dBuV	dBuV	dBuV	dB	
1	0.15	0.01	9.63	22.92	32.56	55.87	-23.31	Average
2	0.15	0.01	9.63	40.00	49.64	65.87	-16.23	QP
3	0.24	0.03	9.64	9.95	19.62	52.17	-32.55	Average
4	0.24	0.03	9.64	23.51	33.18	62.17	-28.99	QP
5	0.58	0.07	9.64	15.47	25.18	46.00	-20.82	Average
6	0.58	0.07	9.64	26.95	36.66	56.00	-19.34	QP
7	1.22	0.11	9.70	3.94	13.75	46.00	-32.25	Average
8	1.22	0.11	9.70	17.24	27.05	56.00	-28.95	QP
9	3.86	0.16	9.69	0.89	10.74	46.00	-35.26	Average
10	3.86	0.16	9.69	14.84	24.69	56.00	-31.31	QP
11	5.36	0.17	9.72	-2.14	7.75	50.00	-42.25	Average
12	5.36	0.17	9.72	9.89	19.78	60.00	-40.22	QP

6.2 Radiated Emissions (30MHz-1GHz)

Test Requirement:	47 CFR Part 15, Subpart B
Test Method:	ANSI C63.4:2014
Frequency Range:	30MHz to 1GHz
Measurement Distance:	3m
Limit:	
30MHz -88MHz	40.0(dBμV/m) quasi-peak
88MHz-216MHz	43.5(dBμV/m) quasi-peak
216MHz-960MHz	46.0(dBμV/m) quasi-peak
960MHz-1000MHz	54.0(dBμV/m) quasi-peak
Detector:	Peak for pre-scan (120kHz resolution bandwidth) 30M to1000MHz



Unless otherwise agreed in writing, this document is issued by the Company subject to its General Conditions of Service printed overleaf, available on request or accessible at <http://www.sgs.com/en/Terms-and-Conditions.aspx> and, for electronic format documents, subject to Terms and Conditions for Electronic Documents at <http://www.sgs.com/en/Terms-and-Conditions/Terms-e-Documents.aspx>. Attention is drawn to the limitation of liability, indemnification and jurisdiction issues defined therein. Any holder of this document is advised that information contained hereon reflects the Company's findings at the time of its intervention only and within the limits of Client's instructions, if any. The Company's sole responsibility is to its Client and this document does not exonerate parties to a transaction from exercising all their rights and obligations under the transaction documents. This document cannot be reproduced except in full, without prior written approval of the Company. Any unauthorized alteration, forgery or falsification of the content or appearance of this document is unlawful and offenders may be prosecuted to the fullest extent of the law. Unless otherwise stated the results shown in this test report refer only to the sample(s) tested and such sample(s) are retained for 30 days only.

Attention: To check the authenticity of testing / inspection report & certificate, please contact us at telephone: (86-755) 8307 1443, or email: CN.Doccheck@sgs.com

SGS-CSTC Standards Technical Services Co., Ltd.
Shenzhen Branch, EMC Laboratory

No.1 Workshop, M-10, Middle Section, Science & Technology Park, Shenzhen, China 518057 t (86-755) 26012053 f (86-755) 26710594 www.sgsgroup.com.cn
中国·深圳·科技园中区M-10栋一号厂房 邮编: 518057 t (86-755) 26012053 f (86-755) 26710594 sgs.china@sgs.com

6.2.1 E.U.T. Operation

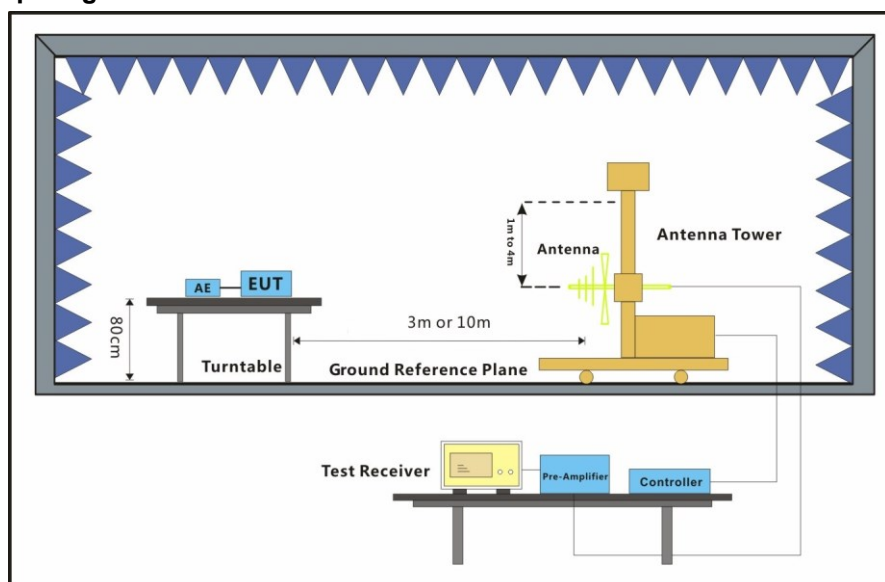
Operating Environment:

Temperature: 20.4 °C Humidity: 53.7 % RH Atmospheric Pressure: 1015 mbar

The worst case for final test:

- c: Transfer data between the EUT and the PC+USB cable1
- d: Transfer data between the EUT and the PC+USB cable2
- e: Transfer data between the EUT and the PC+USB cable3
- f: Transfer data between the EUT and the PC+USB cable4
- g: Transfer data between the EUT and the PC+USB cable5
- h: Transfer data between the EUT and the PC+USB cable6
- q: Telecom Idle+BT+WLAN+GPS Rx+playing MP4 (SD card)+earphone3+battery3+adapter9
- r: Telecom Idle+BT+WLAN+GPS Rx+camera (Front)+earphone3+battery3+adapter9
- s: Telecom Idle+BT+WLAN+GPS Rx+camera (Back)+earphone3+battery3+adapter9

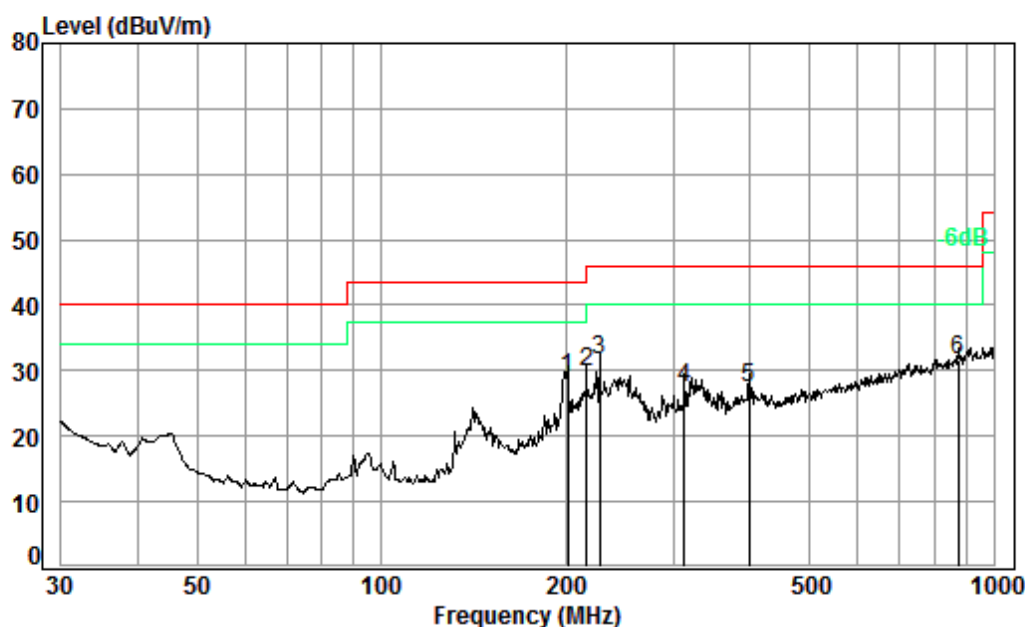
6.2.2 Test Setup Diagram



6.2.3 Measurement Data

An initial pre-scan was performed in the chamber using the spectrum analyser in peak detection mode. Quasi-peak measurements were conducted based on the peak sweep graph. The EUT was measured by BiConiLog antenna with 2 orthogonal polarities.

Mode:c; Polarization:Horizontal



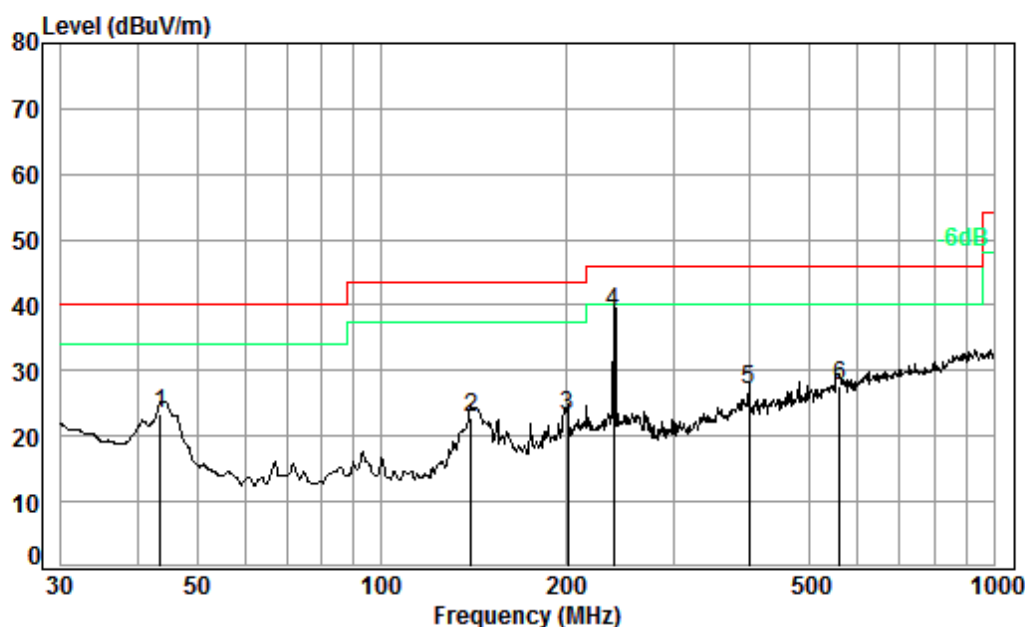
Condition: 3m HORIZONTAL

Job No. : 11310CR

Test mode: c

	Freq	Cable Loss	Ant Factor	Preamp Factor	Read Level	Level	Limit Line	Over Limit
	MHz	dB	dB/m	dB	dBuV	dBuV/m	dBuV/m	dB
1	201.39	1.41	16.55	26.90	37.69	28.75	43.50	-14.75
2	216.02	1.49	17.07	26.85	37.99	29.70	46.00	-16.30
3 pp	226.89	1.56	17.77	26.82	39.06	31.57	46.00	-14.43
4	312.18	1.94	19.99	26.72	32.22	27.43	46.00	-18.57
5	399.03	2.20	22.38	27.18	30.01	27.41	46.00	-18.59
6	875.25	3.51	29.49	27.19	25.71	31.52	46.00	-14.48

Mode:c; Polarization:Vertical



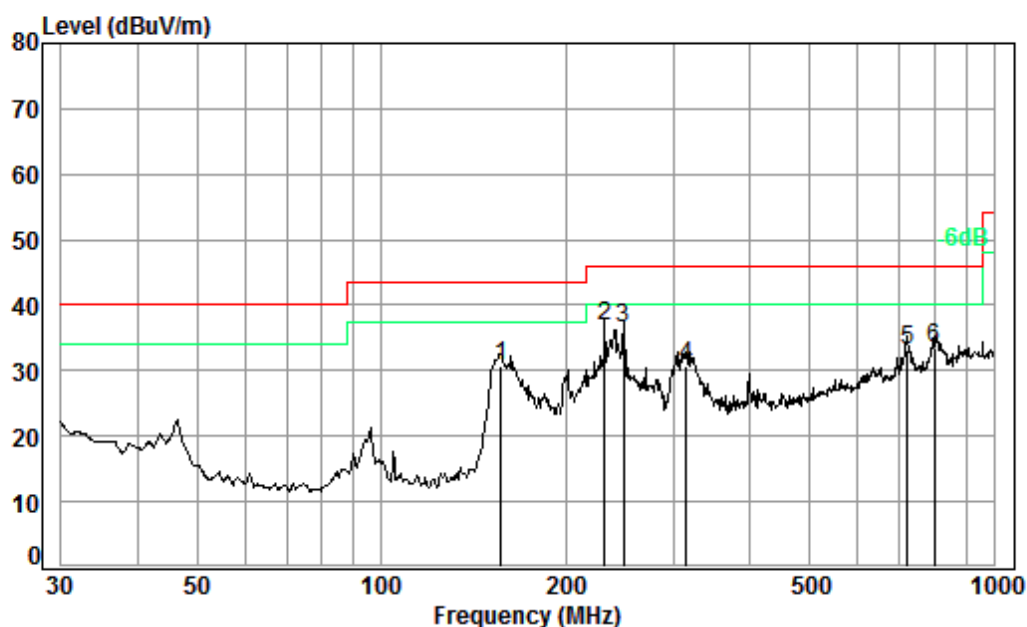
Condition: 3m VERTICAL

Job No. : 11310CR

Test mode: c

	Freq	Cable Loss	Ant Factor	Preamp Factor	Read Level	Level	Limit Line	Over Limit
	MHz	dB	dB/m	dB	dBuV	dBuV/m	dBuV/m	dB
1	43.51	0.68	16.26	27.42	33.81	23.33	40.00	-16.67
2	140.34	1.30	13.73	27.13	34.78	22.68	43.50	-20.82
3	201.39	1.41	16.55	26.90	31.97	23.03	43.50	-20.47
4 pp	239.15	1.62	18.73	26.79	45.23	38.79	46.00	-7.21
5	399.03	2.20	22.38	27.18	29.76	27.16	46.00	-18.84
6	560.69	2.66	25.86	27.82	26.95	27.65	46.00	-18.35

Mode:d; Polarization:Horizontal



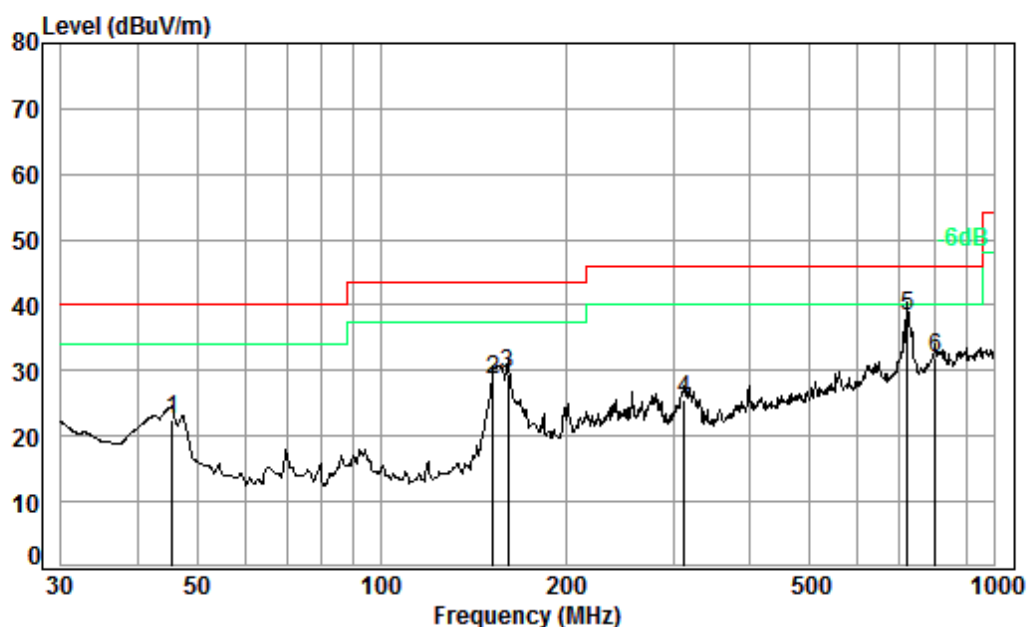
Condition: 3m HORIZONTAL

Job No. : 11310CR

Test mode: d

	Freq	Cable Loss	Ant Factor	Preamp Factor	Read Level	Level	Limit Line	Over Limit
	MHz	dB	dB/m	dB	dBuV	dBuV/m	dBuV/m	dB
1	157.01	1.33	15.25	27.06	41.13	30.65	43.50	-12.85
2 pp	231.72	1.58	18.15	26.81	43.74	36.66	46.00	-9.34
3	248.55	1.67	18.93	26.76	42.64	36.48	46.00	-9.52
4	314.38	1.95	20.06	26.73	35.54	30.82	46.00	-15.18
5	721.73	2.97	28.04	27.75	30.02	33.28	46.00	-12.72
6	798.98	3.20	28.49	27.64	29.31	33.36	46.00	-12.64

Mode:d; Polarization:Vertical



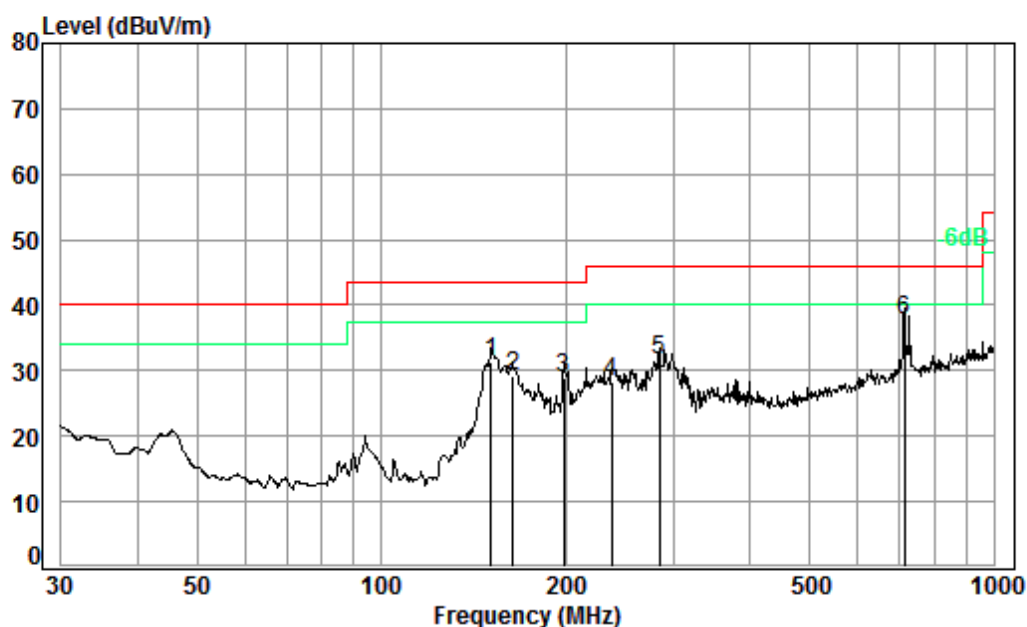
Condition: 3m VERTICAL

Job No. : 11310CR

Test mode: d

	Freq	Cable Loss	Ant Factor	Preamp Factor	Read Level	Level	Limit Line	Over Limit
	MHz	dB	dB/m	dB	dBuV	dBuV/m	dBuV/m	dB
1	45.53	0.72	15.58	27.42	33.73	22.61	40.00	-17.39
2	152.13	1.32	14.82	27.08	39.65	28.71	43.50	-14.79
3	160.91	1.34	15.52	27.04	39.68	29.50	43.50	-14.00
4	312.18	1.94	19.99	26.72	30.44	25.65	46.00	-20.35
5 pp	721.73	2.97	28.04	27.75	35.10	38.36	46.00	-7.64
6	801.79	3.21	28.52	27.63	27.92	32.02	46.00	-13.98

Mode:e; Polarization:Horizontal



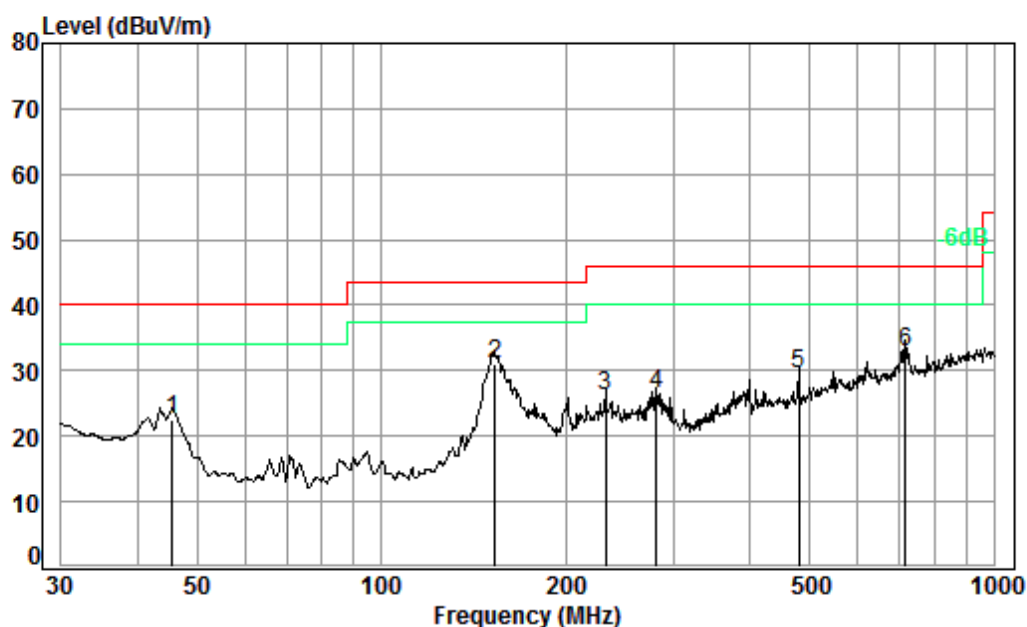
Condition: 3m HORIZONTAL

Job No. : 11310CR

Test mode: e

	Freq	Cable Loss	Ant Factor	Preamp Factor	Read Level	Level	Limit Line	Over Limit
	MHz	dB	dB/m	dB	dBuV	dBuV/m	dBuV/m	dB
1	151.07	1.32	14.73	27.08	42.37	31.34	43.50	-12.16
2	163.76	1.34	15.58	27.03	39.29	29.18	43.50	-14.32
3	198.59	1.40	16.46	26.91	37.93	28.88	43.50	-14.62
4	237.48	1.61	18.61	26.79	34.94	28.37	46.00	-17.63
5	283.98	1.83	18.96	26.68	37.43	31.54	46.00	-14.46
6 pp	714.17	2.95	27.99	27.76	34.46	37.64	46.00	-8.36

Mode:e; Polarization:Vertical



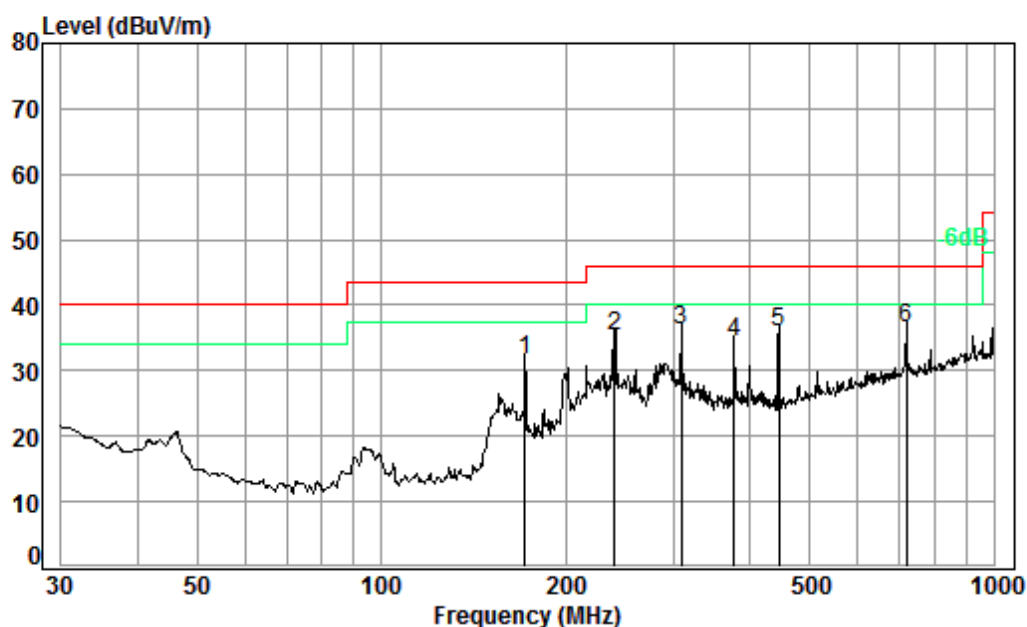
Condition: 3m VERTICAL

Job No. : 11310CR

Test mode: e

	Freq	Cable Loss	Ant Factor	Preamp Factor	Read Level	Level	Limit Line	Over Limit
	MHz	dB	dB/m	dB	dBuV	dBuV/m	dBuV/m	dB
1	45.53	0.72	15.58	27.42	33.48	22.36	40.00	-17.64
2 pp	153.20	1.32	14.91	27.07	41.76	30.92	43.50	-12.58
3	232.53	1.59	18.22	26.80	33.18	26.19	46.00	-19.81
4	281.01	1.82	18.84	26.68	32.52	26.50	46.00	-19.50
5	480.53	2.53	24.21	27.53	30.15	29.36	46.00	-16.64
6	716.68	2.96	28.01	27.76	29.52	32.73	46.00	-13.27

Mode:f; Polarization:Horizontal



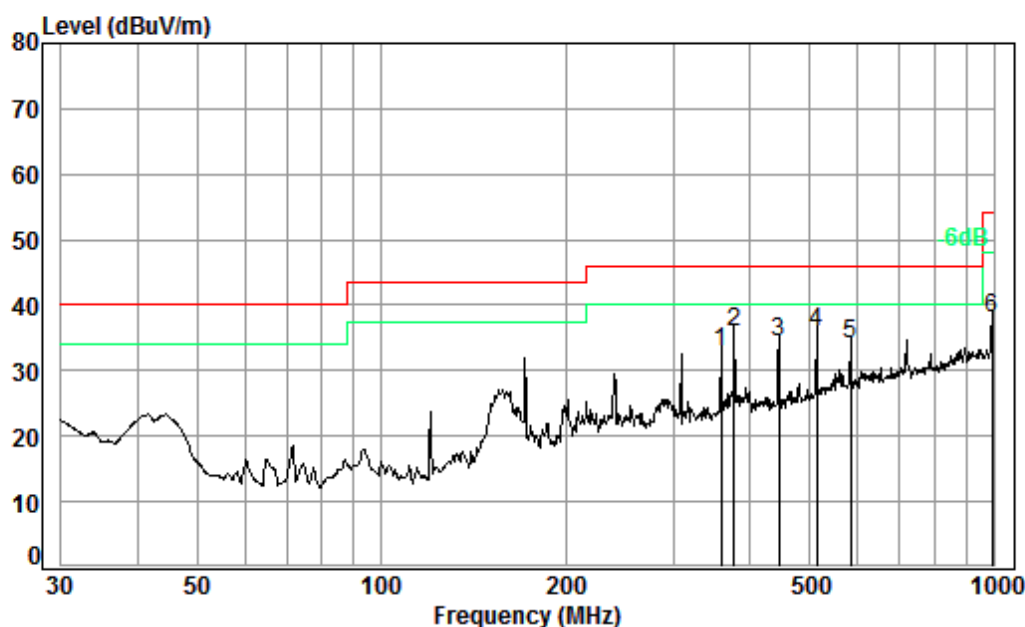
Condition: 3m HORIZONTAL

Job No. : 11310CR

Test mode: f

	Freq	Cable Loss	Ant Factor	Preamp Factor	Read Level	Level	Limit Line	Over Limit
	MHz	dB		dB/m	dB	dBuV	dBuV/m	dBuV/m
1	171.39	1.36	15.73	27.00	41.45	31.54	43.50	-11.96
2	239.99	1.62	18.80	26.78	41.79	35.43	46.00	-10.57
3	308.91	1.93	19.88	26.70	40.95	36.06	46.00	-9.94
4	377.26	2.14	21.83	27.07	37.45	34.35	46.00	-11.65
5	446.41	2.40	23.48	27.39	37.26	35.75	46.00	-10.25
6 pp	719.20	2.96	28.02	27.75	33.17	36.40	46.00	-9.60

Mode:f; Polarization:Vertical



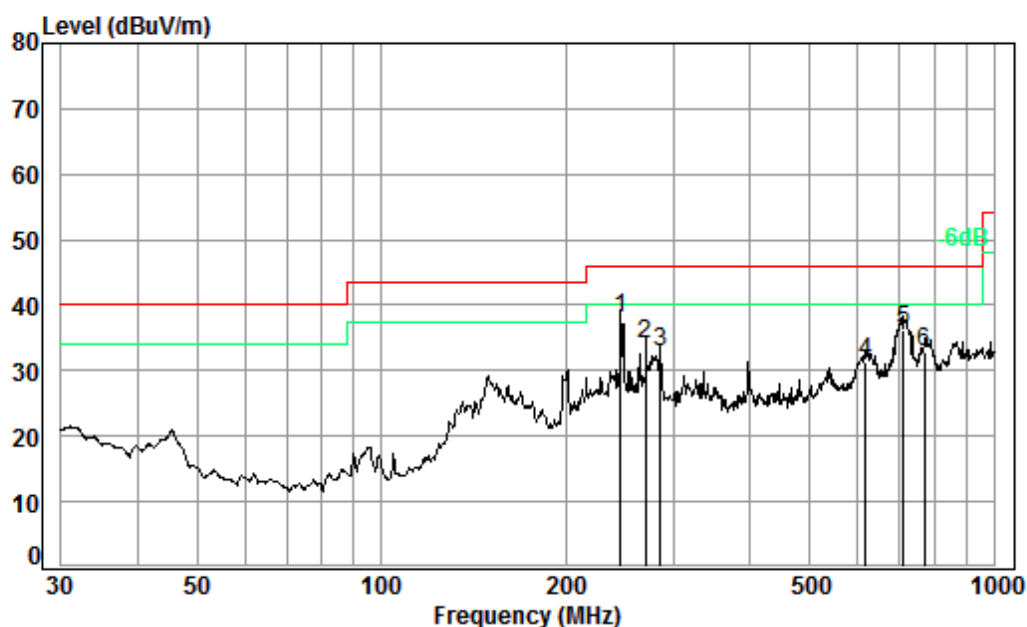
Condition: 3m VERTICAL

Job No. : 11310CR

Test mode: f

	Freq	Cable Loss	Ant Factor	Preamp Factor	Read Level	Level	Limit Line	Over Limit
	MHz	dB	dB/m	dB	dBuV	dBuV/m	dBuV/m	dB
1	359.19	2.09	21.35	26.98	36.25	32.71	46.00	-13.29
2 pp	377.26	2.14	21.83	27.07	38.88	35.78	46.00	-10.22
3	446.41	2.40	23.48	27.39	35.93	34.42	46.00	-11.58
4	513.63	2.62	24.90	27.66	35.91	35.77	46.00	-10.23
5	582.74	2.68	26.28	27.89	33.03	34.10	46.00	-11.90
6	993.01	3.69	30.27	26.56	30.76	38.16	54.00	-15.84

Mode:g; Polarization:Horizontal



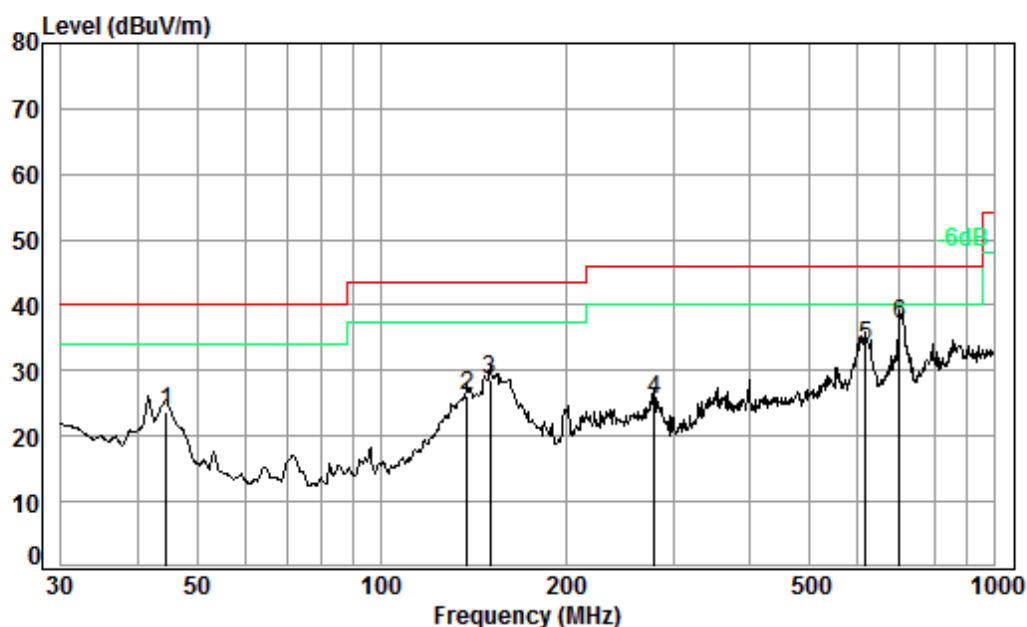
Condition: 3m HORIZONTAL

Job No. : 11310CR

Test mode: g

		Cable	Ant	Preamp	Read		Limit	Over
	Freq	Loss	Factor	Factor	Level	Level	Line	Limit
	MHz	dB	dB/m	dB	dBuV	dBuV/m	dBuV/m	dB
1	pp	245.95	1.65	18.89	26.77	44.34	38.11	46.00 -7.89
2		270.37	1.77	18.94	26.71	39.98	33.98	46.00 -12.02
3		285.98	1.84	19.04	26.67	38.59	32.80	46.00 -13.20
4		618.54	2.74	26.86	27.92	29.53	31.21	46.00 -14.79
5		711.67	2.94	27.97	27.77	33.15	36.29	46.00 -9.71
6		771.45	3.12	28.34	27.68	29.22	33.00	46.00 -13.00

Mode:g; Polarization:Vertical



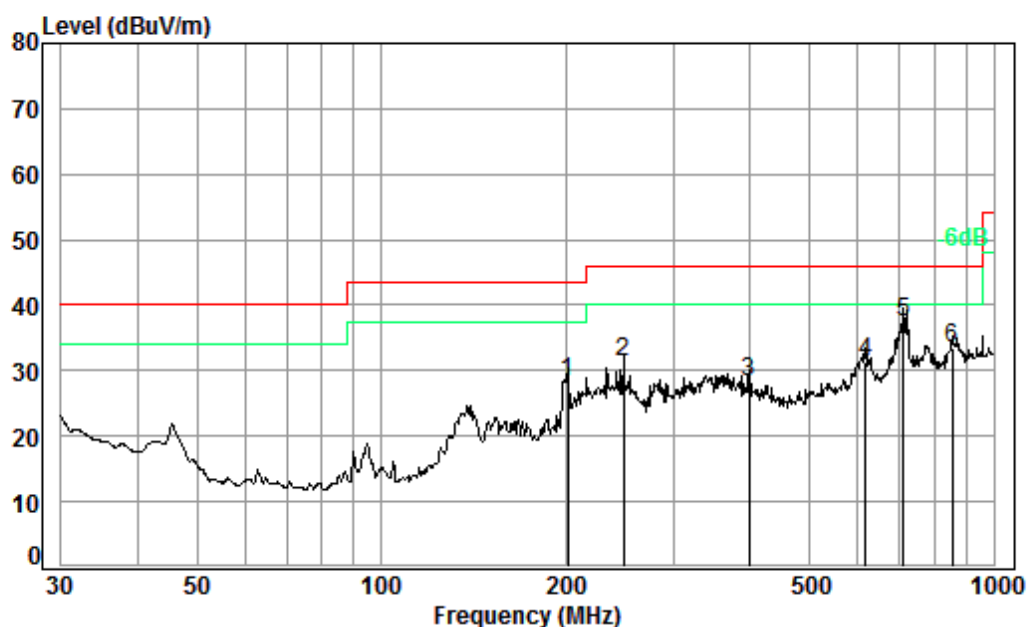
Condition: 3m VERTICAL

Job No. : 11310CR

Test mode: g

	Freq	Cable Loss	Ant Factor	Preamp Factor	Read Level	Level	Limit Line	Over Limit
	MHz	dB	dB/m	dB	dBuV	dBuV/m	dBuV/m	dB
1	44.59	0.70	15.89	27.42	34.47	23.64	40.00	-16.36
2	137.90	1.29	13.64	27.14	38.33	26.12	43.50	-17.38
3	150.54	1.32	14.68	27.09	39.67	28.58	43.50	-14.92
4	279.04	1.81	18.81	26.69	31.53	25.46	46.00	-20.54
5	616.37	2.74	26.83	27.92	32.23	33.88	46.00	-12.12
6 pp	701.76	2.91	27.91	27.78	34.09	37.13	46.00	-8.87

Mode:h; Polarization:Horizontal



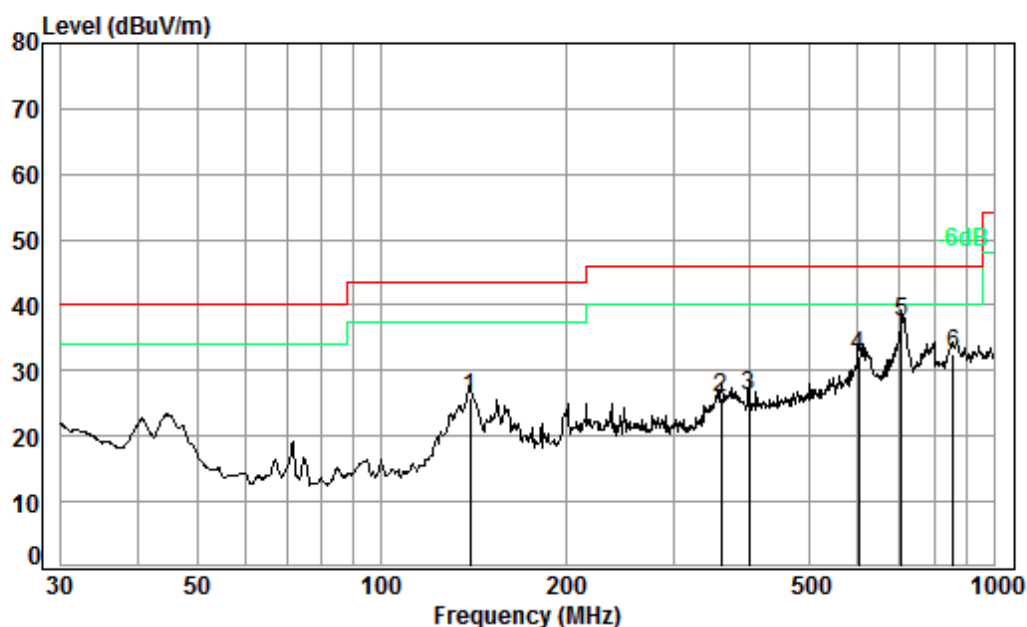
Condition: 3m HORIZONTAL

Job No. : 11310CR

Test mode: h

	Freq	Cable Loss	Ant Factor	Preamp Factor	Read Level	Level	Limit Line	Over Limit
	MHz	dB	dB/m	dB	dBuV	dBuV/m	dBuV/m	dB
1	201.39	1.41	16.55	26.90	37.37	28.43	43.50	-15.07
2	248.55	1.67	18.93	26.76	37.35	31.19	46.00	-14.81
3	399.03	2.20	22.38	27.18	30.80	28.20	46.00	-17.80
4	618.54	2.74	26.86	27.92	29.63	31.31	46.00	-14.69
5 pp	711.67	2.94	27.97	27.77	34.40	37.54	46.00	-8.46
6	854.02	3.42	29.22	27.31	28.05	33.38	46.00	-12.62

Mode:h; Polarization:Vertical



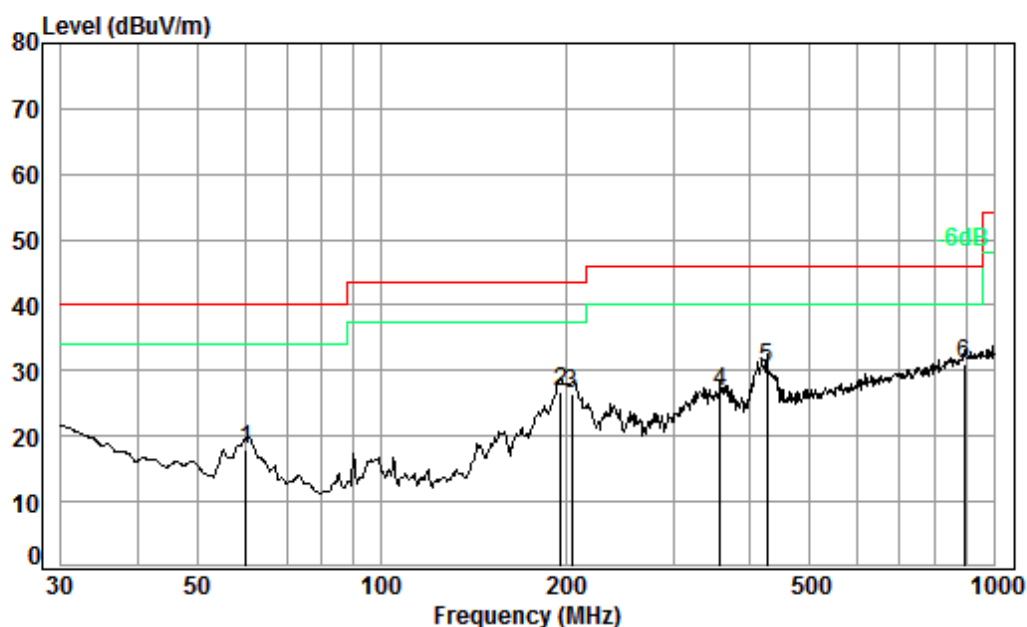
Condition: 3m VERTICAL

Job No. : 11310CR

Test mode: h

	Freq	Cable Loss	Ant Factor	Preamp Factor	Read Level	Level	Limit Line	Over Limit
	MHz	dB	dB/m	dB	dBuV	dBuV/m	dBuV/m	dB
1	139.85	1.30	13.70	27.13	38.06	25.93	43.50	-17.57
2	359.19	2.09	21.35	26.98	29.53	25.99	46.00	-20.01
3	399.03	2.20	22.38	27.18	28.76	26.16	46.00	-19.84
4	601.43	2.70	26.62	27.95	30.79	32.16	46.00	-13.84
5 pp	706.70	2.92	27.94	27.77	34.18	37.27	46.00	-8.73
6	857.02	3.44	29.26	27.30	27.08	32.48	46.00	-13.52

Mode:q; Polarization:Horizontal



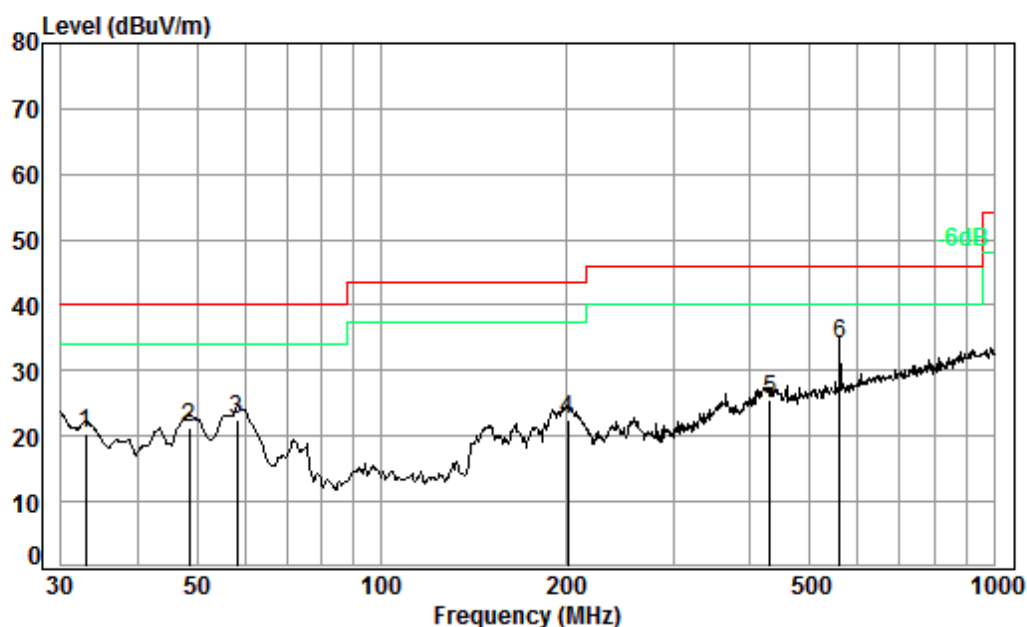
Condition: 3m HORIZONTAL

Job No. : 11310CR

Test mode: q

	Freq	Cable Loss	Ant Factor	Preamp Factor	Read Level	Level	Limit Line	Over Limit
	MHz	dB	dB/m	dB	dBuV	dBuV/m	dBuV/m	dB
1	60.07	0.80	13.20	27.39	31.26	17.87	40.00	-22.13
2	196.51	1.39	16.40	26.91	35.98	26.86	43.50	-16.64
3	204.96	1.43	16.68	26.89	35.17	26.39	43.50	-17.11
4	357.93	2.08	21.32	26.97	30.26	26.69	46.00	-19.31
5	426.52	2.31	23.03	27.31	32.42	30.45	46.00	-15.55
6 pp	893.86	3.58	29.72	27.09	24.86	31.07	46.00	-14.93

Mode:q; Polarization:Vertical



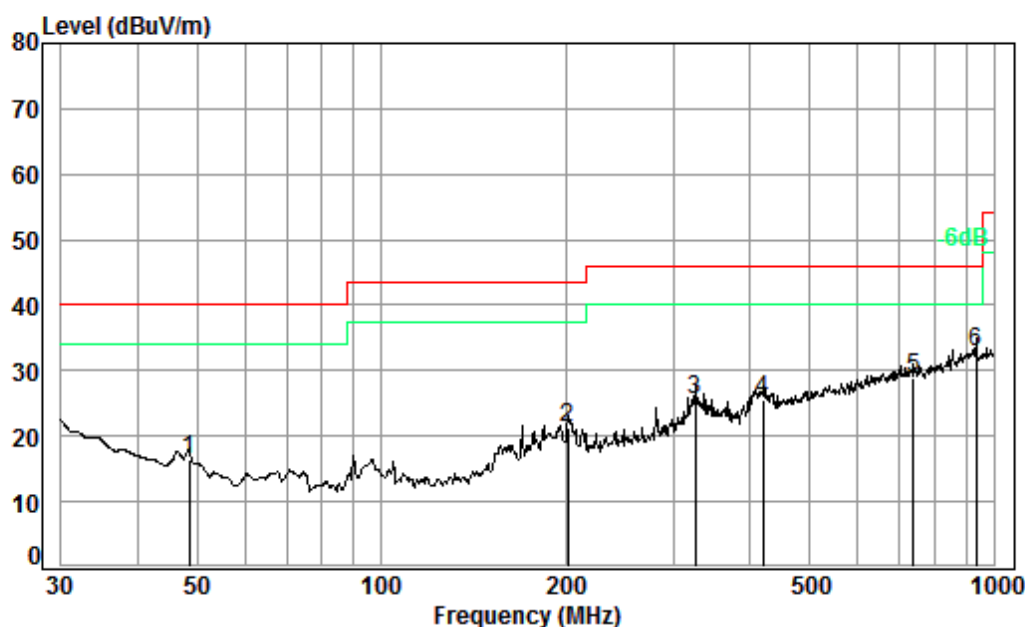
Condition: 3m VERTICAL

Job No. : 11310CR

Test mode: q

	Freq	Cable Loss	Ant Factor	Preamp Factor	Read Level	Level	Limit Line	Over Limit
	MHz	dB	dB/m	dB	dBuV	dBuV/m	dBuV/m	dB
1	32.86	0.60	20.92	27.45	26.44	20.51	40.00	-19.49
2	48.50	0.77	14.65	27.41	33.31	21.32	40.00	-18.68
3	58.20	0.80	13.37	27.40	35.89	22.66	40.00	-17.34
4	201.39	1.41	16.55	26.90	31.46	22.52	43.50	-20.98
5	431.03	2.33	23.14	27.32	27.31	25.46	46.00	-20.54
6 pp	560.69	2.66	25.86	27.82	33.46	34.16	46.00	-11.84

Mode:r; Polarization:Horizontal



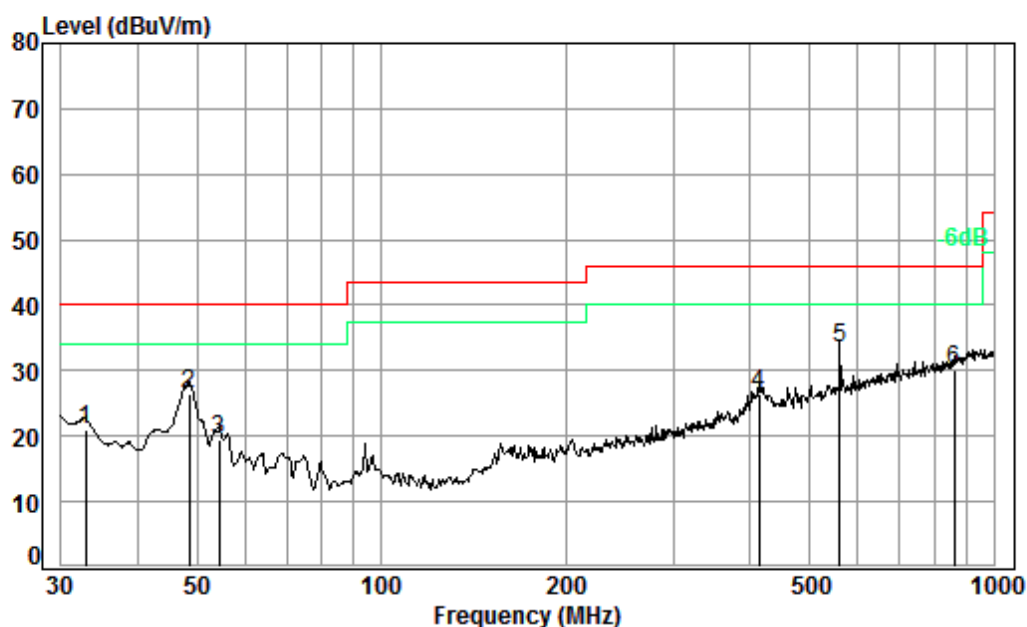
Condition: 3m HORIZONTAL

Job No. : 11310CR

Test mode: r

	Freq	Cable Loss	Ant Factor	Preamp Factor	Read Level	Level	Limit Line	Over Limit
	MHz	dB	dB/m	dB	dBuV	dBuV/m	dBuV/m	dB
1	48.50	0.77	14.65	27.41	28.34	16.35	40.00	-23.65
2	201.39	1.41	16.55	26.90	30.19	21.25	43.50	-22.25
3	325.60	1.98	20.40	26.79	29.94	25.53	46.00	-20.47
4	420.58	2.29	22.89	27.28	27.70	25.60	46.00	-20.40
5	739.66	3.03	28.15	27.72	25.57	29.03	46.00	-16.97
6 pp	935.55	3.64	29.98	26.86	26.07	32.83	46.00	-13.17

Mode:r; Polarization:Vertical



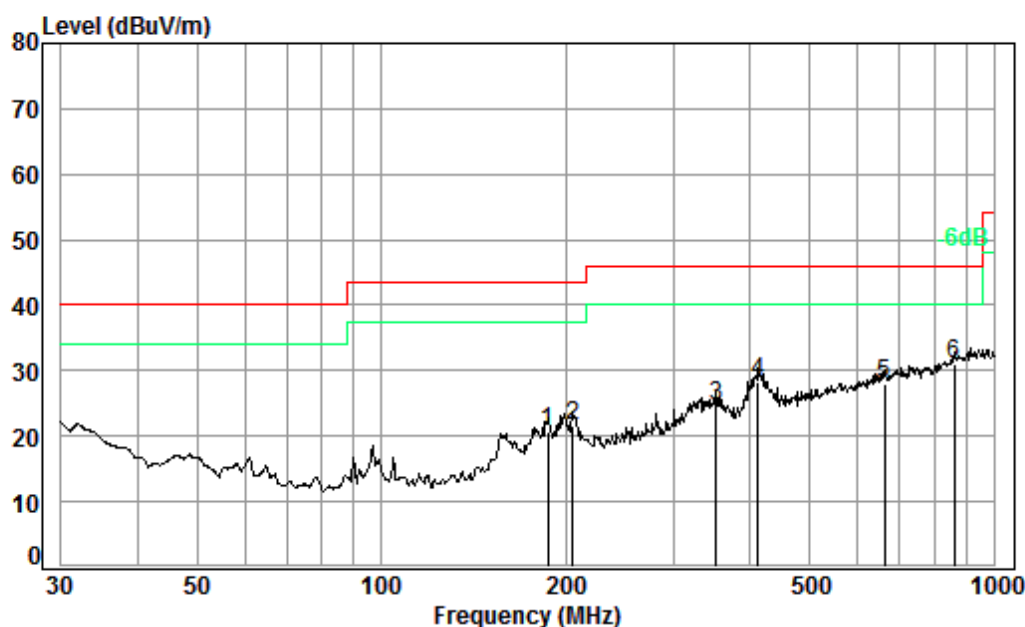
Condition: 3m VERTICAL

Job No. : 11310CR

Test mode: r

	Freq	Cable Loss	Ant Factor	Preamp Factor	Read Level	Level	Limit Line	Over Limit
	MHz	dB	dB/m	dB	dBuV	dBuV/m	dBuV/m	dB
1	32.86	0.60	20.92	27.45	26.94	21.01	40.00	-18.99
2	48.50	0.77	14.65	27.41	38.37	26.38	40.00	-13.62
3	54.26	0.80	13.75	27.40	32.37	19.52	40.00	-20.48
4	413.27	2.26	22.72	27.25	28.67	26.40	46.00	-19.60
5 pp	560.69	2.66	25.86	27.82	32.85	33.55	46.00	-12.45
6	863.06	3.46	29.34	27.26	24.59	30.13	46.00	-15.87

Mode:s; Polarization:Horizontal



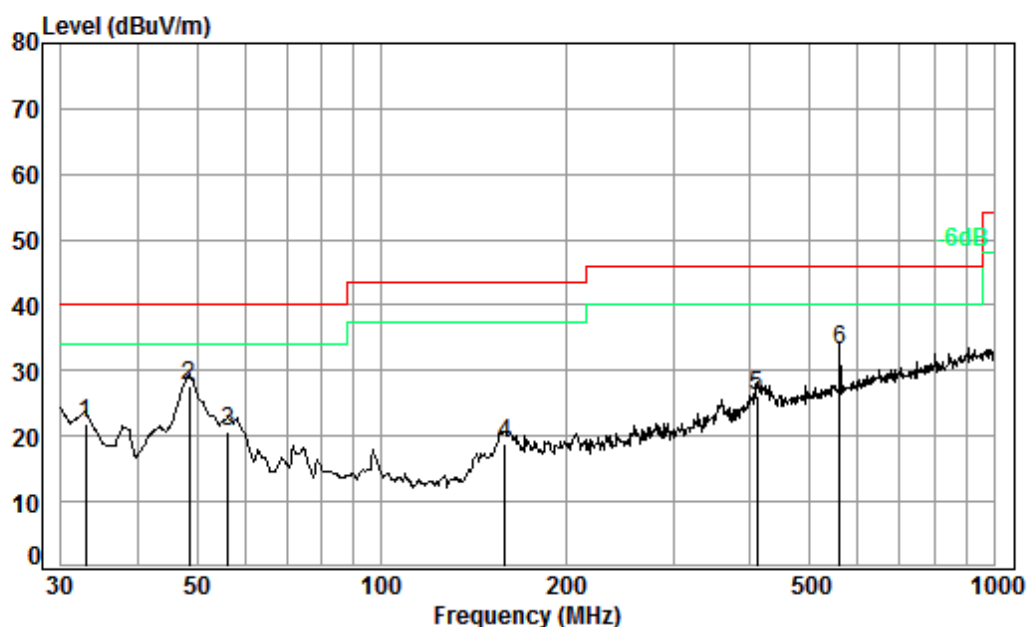
Condition: 3m HORIZONTAL

Job No. : 11310CR

Test mode: s

	Freq	Cable Loss	Ant Factor	Preamp Factor	Read Level	Level	Limit Line	Over Limit
	MHz	dB	dB/m	dB	dBuV	dBuV/m	dBuV/m	dB
1	187.10	1.38	16.12	26.95	30.19	20.74	43.50	-22.76
2	205.68	1.43	16.71	26.88	30.42	21.68	43.50	-21.82
3	351.71	2.06	21.15	26.94	28.38	24.65	46.00	-21.35
4	411.82	2.25	22.69	27.24	30.59	28.29	46.00	-17.71
5	663.47	2.83	27.45	27.84	25.54	27.98	46.00	-18.02
6 pp	863.06	3.46	29.34	27.26	25.36	30.90	46.00	-15.10

Mode:s; Polarization:Vertical



Condition: 3m VERTICAL

Job No. : 11310CR

Test mode: s

	Freq	Cable Loss	Ant Factor	Preamp Factor	Read Level	Level	Limit Line	Over Limit
	MHz	dB	dB/m	dB	dBuV	dBuV/m	dBuV/m	dB
1	32.86	0.60	20.92	27.45	27.96	22.03	40.00	-17.97
2 pp	48.50	0.77	14.65	27.41	39.61	27.62	40.00	-12.38
3	56.20	0.80	13.56	27.40	33.82	20.78	40.00	-19.22
4	159.23	1.33	15.43	27.05	29.03	18.74	43.50	-24.76
5	410.38	2.24	22.65	27.23	28.59	26.25	46.00	-19.75
6	560.69	2.66	25.86	27.82	32.52	33.22	46.00	-12.78

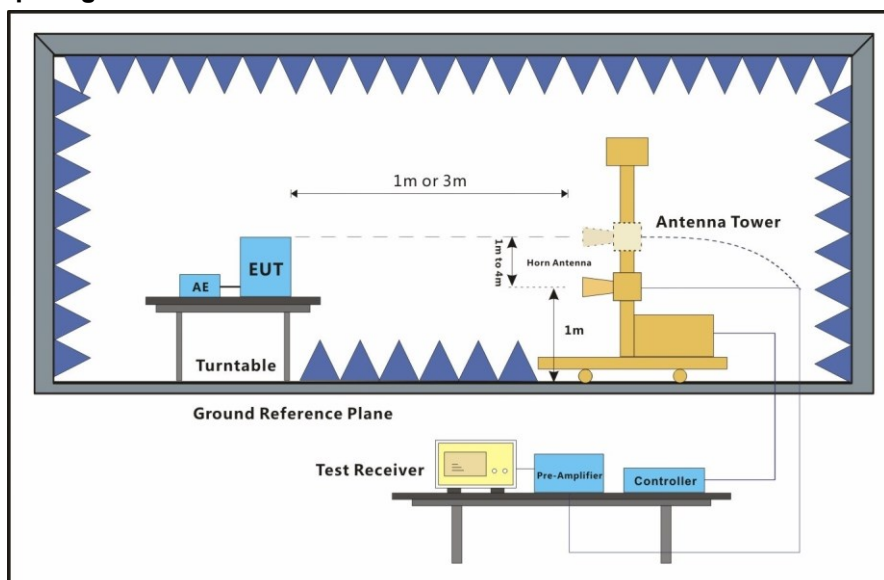
6.3 Radiated Emissions (above 1GHz)

Test Requirement: 47 CFR Part 15, Subpart B
Test Method: ANSI C63.4:2014
Frequency Range: Above 1GHz
Measurement Distance: 3m
Limit:
Above 1GHz 74(dBμV/m) peak, 54(dBμV/m) average
Detector: Peak for pre-scan (1000kHz resolution bandwidth) 1000M to 40000MHz

6.3.1 E.U.T. Operation

Operating Environment:
Temperature: 21.1 °C Humidity: 53.5 % RH Atmospheric Pressure: 1015 mbar
The worst case for final test: c: Transfer data between the EUT and the PC+USB cable1
i: GSM 850+BT+WLAN+GPS Rx+earphone1+battery1+adapter1
s: Telecom Idle+BT+WLAN+GPS Rx+camera (Back)+earphone3+battery3+adapter9

6.3.2 Test Setup Diagram

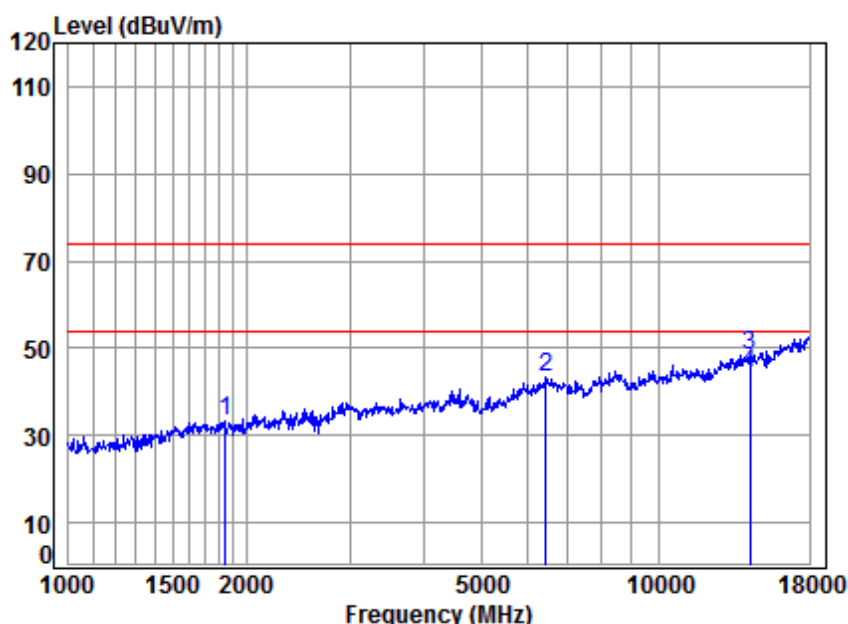


6.3.3 Measurement Data

An initial pre-scan was performed in the chamber using the spectrum analyser in peak detection mode. Average measurements were conducted based on the peak sweep graph. The EUT was measured by Horn antenna with 2 orthogonal polarities.

Scan from 1GHz to 40GHz, the disturbance above 18GHz was very low. The points marked on above plots are the highest emissions could be found when testing, so only above points had been displayed.

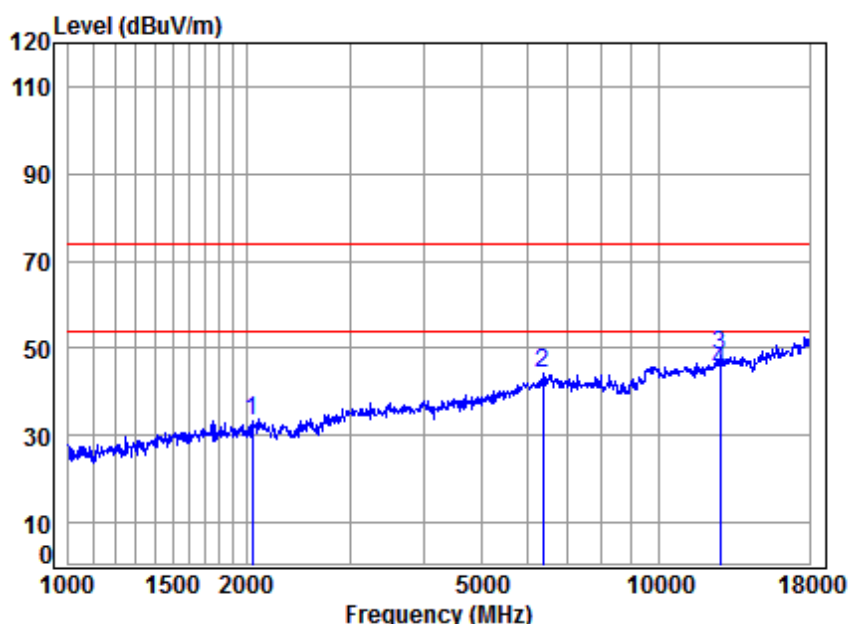
Mode:c; Polarization:Horizontal



Site : chamber
Condition: 3m HORIZONTAL
Job No : 11310CR
Mode : c

	Freq	Cable Loss	Ant Factor	Preamp Factor	Read Level	Level	Limit Line	Over Limit	Remark
	MHz	dB	dB/m	dB	dBuV	dBuV/m	dBuV/m	dB	
1	1845.516	5.06	27.24	40.91	42.09	33.48	74.00	-40.52	Peak
2	6451.353	11.45	35.55	42.44	38.65	43.21	74.00	-30.79	Peak
3	14284.030	13.74	39.77	40.26	35.32	48.57	74.00	-25.43	Peak
4	14284.030	13.74	39.77	40.26	31.09	44.34	54.00	-9.66	Average

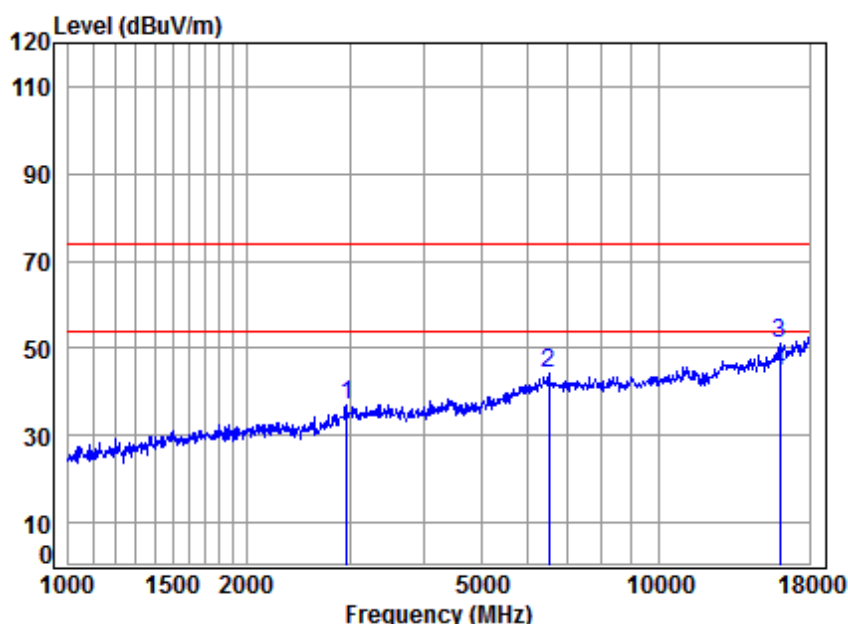
Mode:c; Polarization:Vertical



Site : chamber
Condition: 3m VERTICAL
Job No : 11310CR
Mode : c

	Freq	Cable Loss	Ant Factor	Preamp Factor	Read Level	Level	Limit Line	Over Limit	Remark
	MHz	dB	dB/m	dB	dBuV	dBuV/m	dBuV/m	dB	
1	2047.895	4.98	27.90	41.02	41.66	33.52	74.00	-40.48	Peak
2	6358.789	11.27	35.46	42.52	40.10	44.31	74.00	-29.69	Peak
3	12687.750	12.87	38.09	39.20	36.48	48.24	74.00	-25.76	Peak
4	12687.750	12.87	38.09	39.20	33.00	44.76	54.00	-9.24	Average

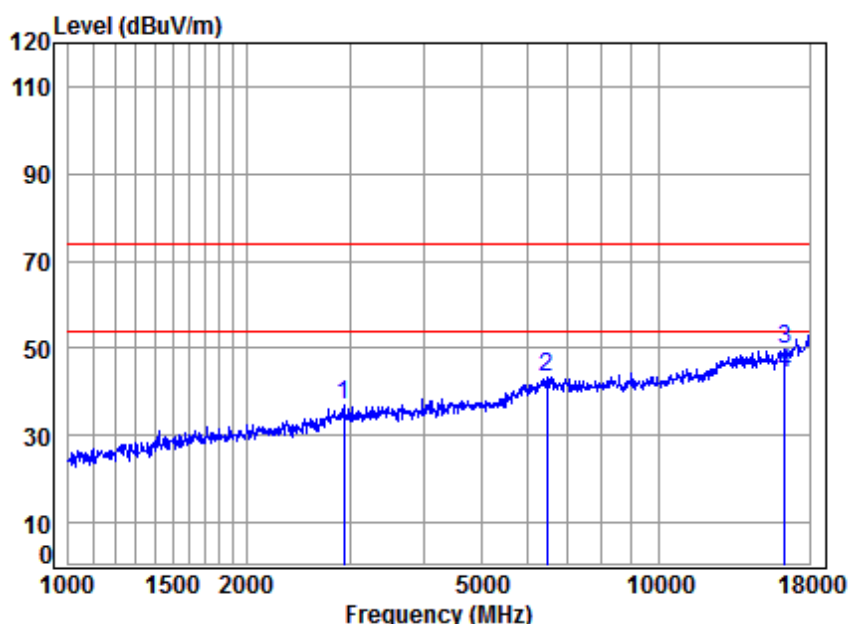
Mode:i; Polarization:Horizontal



Site : chamber
Condition: 3m HORIZONTAL
Job No : 11310CR
Mode : i

	Freq	Cable Loss	Ant Factor	Preamp Factor	Read Level	Level	Limit Line	Over Limit	Remark
	MHz	dB	dB/m	dB	dBuV	dBuV/m	dBuV/m	dB	
1	2964.712	5.96	30.76	41.39	41.53	36.86	74.00	-37.14	Peak
2	6507.536	11.52	35.60	42.40	39.46	44.18	74.00	-29.82	Peak
3	16034.730	14.96	41.08	40.52	35.68	51.20	74.00	-22.80	Peak
4	16034.730	14.96	41.08	40.52	29.34	44.86	54.00	-9.14	Average

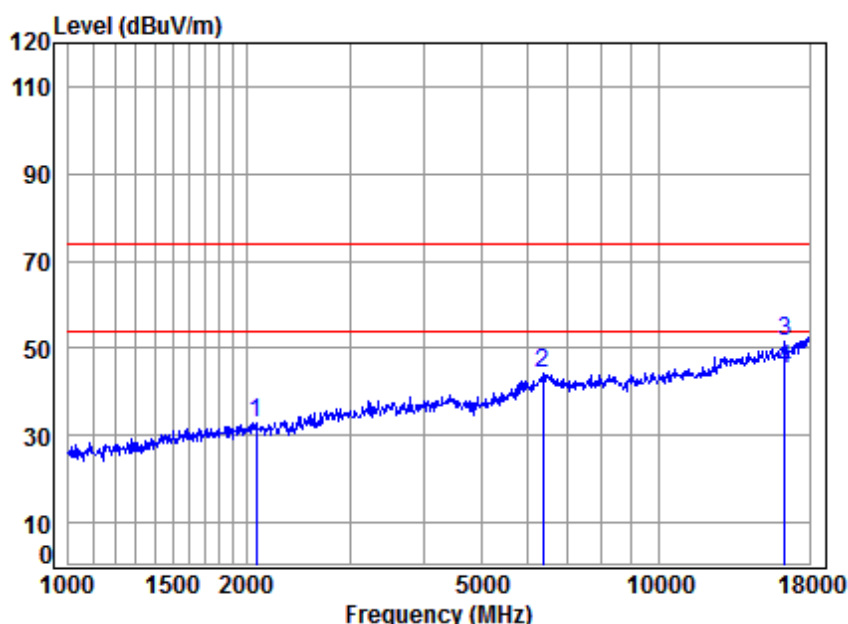
Mode:i; Polarization:Vertical



Site : chamber
Condition: 3m VERTICAL
Job No : 11310CR
Mode : i

	Freq	Cable Loss	Ant Factor	Preamp Factor	Read Level	Level	Limit Line	Over Limit	Remark
	MHz	dB	dB/m	dB	dBuV	dBuV/m	dBuV/m	dB	
1	2930.633	5.93	30.62	41.38	41.59	36.76	74.00	-37.24	Peak
2	6470.026	11.48	35.57	42.43	38.91	43.53	74.00	-30.47	Peak
3	16362.460	14.63	41.87	40.46	33.52	49.56	74.00	-24.44	Peak
4	16362.460	14.63	41.87	40.46	28.40	44.44	54.00	-9.56	Average

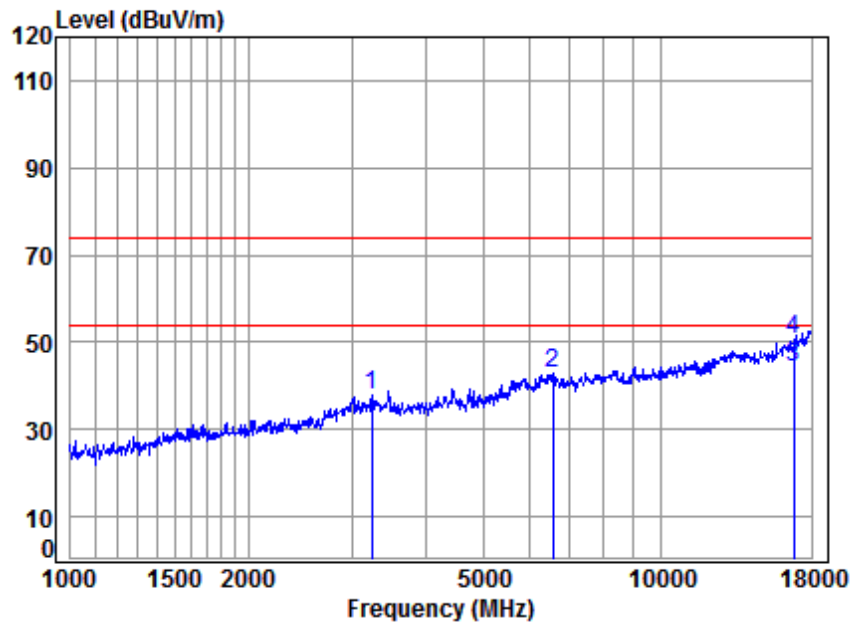
Mode:s; Polarization:Horizontal



Site : chamber
Condition: 3m HORIZONTAL
Job No : 11310CR
Mode : s

	Freq	Cable Loss	Ant Factor	Preamp Factor	Read Level	Level	Limit Line	Over Limit	Remark
	MHz	dB	dB/m	dB	dBuV	dBuV/m	dBuV/m	dB	
1	2077.705	5.02	27.95	41.03	41.08	33.02	74.00	-40.98	Peak
2	6358.789	11.27	35.46	42.52	39.99	44.20	74.00	-29.80	Peak
3	16362.460	14.63	41.87	40.46	35.47	51.51	74.00	-22.49	Peak
4	16362.460	14.63	41.87	40.46	28.96	45.00	54.00	-9.00	Average

Mode:s; Polarization:Vertical



Site : chamber
Condition: 3m VERTICAL
Job No : 11310CR
Mode : s

	Freq	Cable Loss	Ant Factor	Preamp Factor	Read Level	Level	Limit Line	Over Limit	Remark
	MHz	dB	dB/m	dB	dBuV	dBuV/m	dBuV/m	dB	
1	3233.260	6.21	31.29	41.75	42.04	37.79	74.00	-36.21	Peak
2	6564.209	11.35	35.64	42.35	38.29	42.93	74.00	-31.07	Peak
3	16842.290	16.02	42.48	40.38	26.21	44.33	54.00	-9.67	Average
4	16842.290	16.02	42.48	40.38	32.63	50.75	74.00	-23.25	Peak



7 Photographs

7.1 Test Setup

Refer to Setup Photos

7.2 EUT Constructional Details (EUT Photos)

Refer to EUT external and internal photos

- End of the Report -



SGS-CSTC Standards Technical Services Co., Ltd.
Shenzhen Branch

Unless otherwise agreed in writing, this document is issued by the Company subject to its General Conditions of Service printed overleaf, available on request or accessible at <http://www.sgs.com/en/Terms-and-Conditions.aspx> and, for electronic format documents, subject to Terms and Conditions for Electronic Documents at <http://www.sgs.com/en/Terms-and-Conditions/Terms-e-Documents.aspx>. Attention is drawn to the limitation of liability, indemnification and jurisdiction issues defined therein. Any holder of this document is advised that information contained hereon reflects the Company's findings at the time of its intervention only and within the limits of Client's instructions, if any. The Company's sole responsibility is to its Client and this document does not exonerate parties to a transaction from exercising all their rights and obligations under the transaction documents. This document cannot be reproduced except in full, without prior written approval of the Company. Any unauthorized alteration, forgery or falsification of the content or appearance of this document is unlawful and offenders may be prosecuted to the fullest extent of the law. Unless otherwise stated the results shown in this test report refer only to the sample(s) tested and such sample(s) are retained for 30 days only.
Attention: To check the authenticity of testing / inspection report & certificate, please contact us at telephone: (86-755) 8307 1443, or email: CN.Doccheck@sgs.com

No.1 Workshop, M-10, Middle Section, Science & Technology Park, Shenzhen, China 518057 t (86-755) 26012053 f (86-755) 26710594 www.ssgroup.com.cn
中国·深圳·科技园中区M-10栋一号厂房 邮编: 518057 t (86-755) 26012053 f (86-755) 26710594 sgs.china@sgs.com