Mode	32	
	Band Edge - R	
	U-NII-3_5.725-5.85_802.11n HT40_CH151_5755MHz	
ANT	1	
Pol.	Vertical	Fundamental
Peak	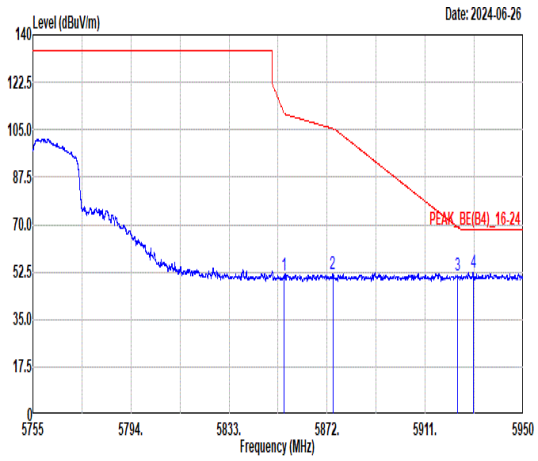 Freq Level Limit Line Margin (dB) Read Level Ant Factor Cable Loss Preamp Factor APos TPos Remark MHz dBuV/m dBuV/m dBuV dB/m dB dB cm deg 1 5854.96 51.05 110.90 -59.85 36.72 35.30 11.52 32.49 368 0 PEAK 2 5874.24 51.76 105.41 -53.65 37.45 35.32 11.49 32.50 368 0 PEAK 3 5923.99 51.10 68.95 -17.85 36.84 35.39 11.41 32.54 368 0 PEAK 4 5930.03 52.17 68.30 -16.13 37.93 35.40 11.39 32.55 368 0 PEAK	Blank

Mode	33	
	Band Edge - L	
	U-NII-3_5.725-5.85_802.11n HT40_CH159_5795MHz	
ANT	1	
Pol.	Horizontal	Fundamental
Peak	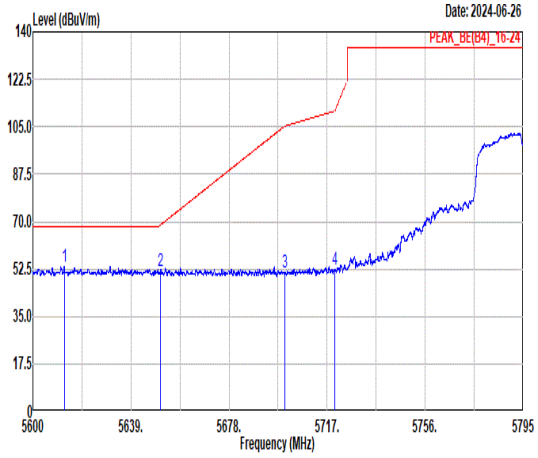 Freq Level Limit Line Margin (dB) Read Level Ant Factor Cable Loss Preamp Factor APos TPos Remark 1 5612.58 53.34 68.30 -14.96 38.97 34.96 11.71 32.30 104 29 PEAK 2 5650.62 52.02 68.76 -16.74 37.65 35.01 11.69 32.33 104 29 PEAK 3 5700.33 51.42 105.29 -53.87 37.05 35.08 11.66 32.37 104 29 PEAK 4 5720.00 52.37 110.81 -58.44 37.98 35.11 11.66 32.38 104 29 PEAK	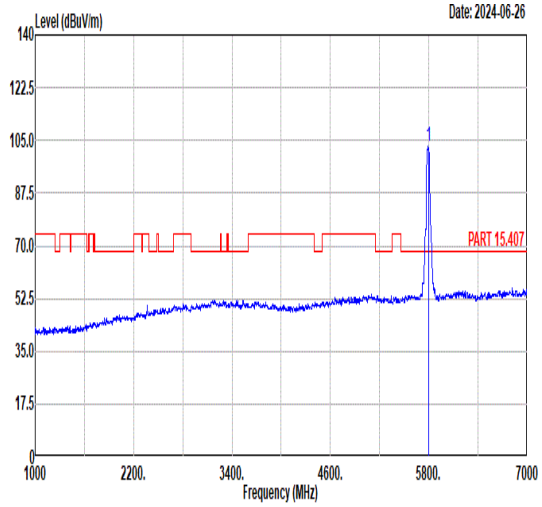 Freq Level Limit Line Margin (dB) Read Level Ant Factor Cable Loss Preamp Factor APos TPos Remark 1 5795.00 102.85 ------ ------ 88.45 35.20 11.63 32.43 104 29 PEAK
Avg	Blank	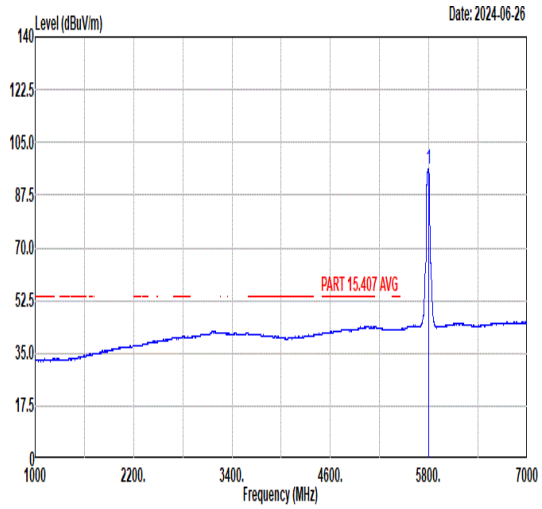 Freq Level Limit Line Margin (dB) Read Level Ant Factor Cable Loss Preamp Factor APos TPos Remark 1 5795.00 96.29 ------ ------ 81.90 35.21 11.62 32.44 104 29 AVERAGE

Mode	33	
	Band Edge - R	
	U-NII-3_5.725-5.85_802.11n HT40_CH159_5795MHz	
ANT	1	
Pol.	Horizontal	Fundamental
Peak	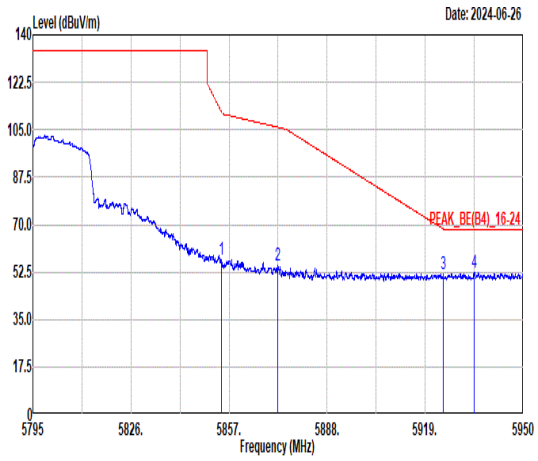 Freq Level Limit Line Margin (dB) Read Level Ant Factor Cable Loss Preamp Factor APos TPos Remark MHz dBuV/m dBuV/m dBuV dB/m dB dB cm deg 1 5854.61 57.03 111.68 -54.65 42.70 35.30 11.52 32.49 104 29 PEAK 2 5872.44 54.70 105.92 -51.22 40.39 35.32 11.49 32.50 104 29 PEAK 3 5924.66 51.68 68.45 -16.77 37.43 35.39 11.40 32.54 104 29 PEAK 4 5934.58 52.56 68.30 -15.74 38.31 35.41 11.39 32.55 104 29 PEAK	Blank

Mode	33	
	Band Edge - L	
	U-NII-3_5.725-5.85_802.11n HT40_CH159_5795MHz	
ANT	1	
Pol.	Vertical	Fundamental
Peak	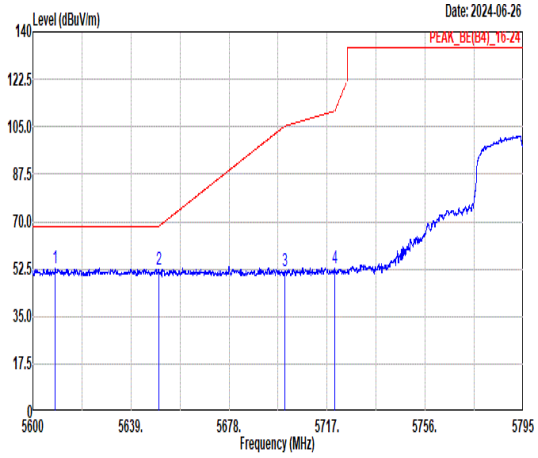 Freq Level Limit Line Margin (dB) Read Level Ant Factor Cable Loss Preamp Factor APos TPos Remark MHz dBuV/m dBuV/m dBuV dB/m dB dB cm deg 1 5608.87 52.75 68.30 -15.55 38.38 34.95 11.71 32.29 360 0 PEAK 2 5650.02 52.39 68.31 -15.92 38.02 35.01 11.69 32.33 360 0 PEAK 3 5700.33 51.93 105.29 -53.36 37.56 35.08 11.66 32.37 360 0 PEAK 4 5720.02 52.86 110.85 -57.99 38.47 35.11 11.66 32.38 360 0 PEAK	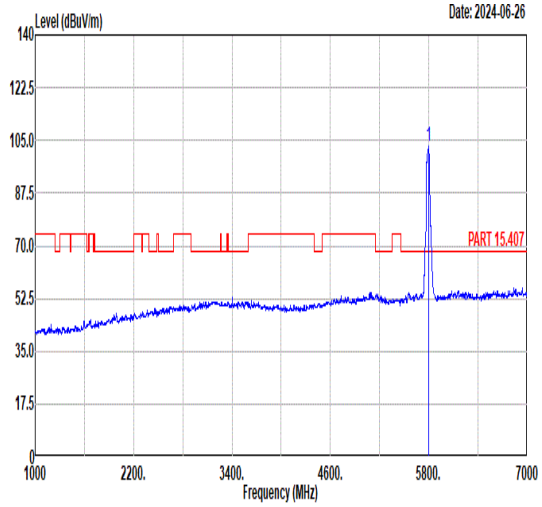 Freq Level Limit Line Margin (dB) Read Level Ant Factor Cable Loss Preamp Factor APos TPos Remark MHz dBuV/m dBuV/m dBuV dB/m dB dB cm deg 1 5795.00 102.77 ------ ------ 88.37 35.22 11.62 32.44 360 0 PEAK
Avg	Blank	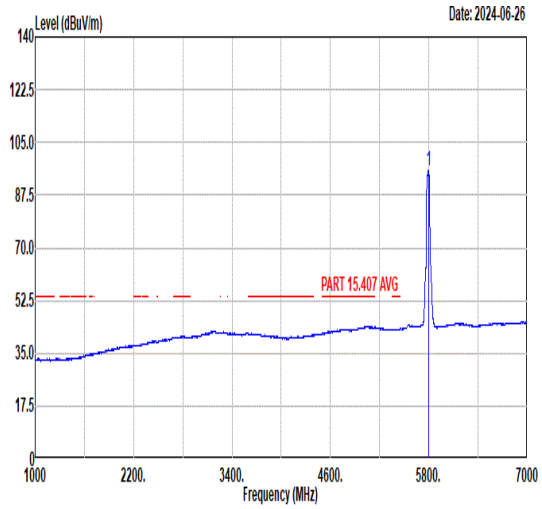 Freq Level Limit Line Margin (dB) Read Level Ant Factor Cable Loss Preamp Factor APos TPos Remark MHz dBuV/m dBuV/m dBuV dB/m dB dB cm deg 1 5795.00 95.61 ------ ------ 81.22 35.21 11.62 32.44 360 0 AVERAGE

Mode	33	
	Band Edge - R	
	U-NII-3_5.725-5.85_802.11n HT40_CH159_5795MHz	
ANT	1	
Pol.	Vertical	Fundamental
Peak	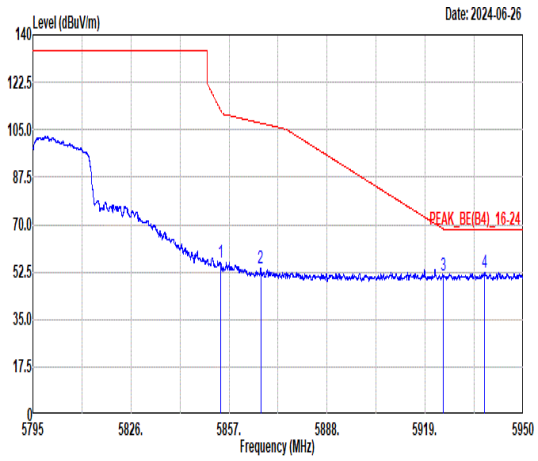 Freq Level Limit Line Margin (dB) Read Level Ant Factor Cable Loss Preamp Factor APos TPos Remark MHz dBuV/m dBuV/m dBuV dB/m dB dB cm deg 1 5854.44 55.82 112.07 -56.25 41.49 35.30 11.52 32.49 360 0 PEAK 2 5867.00 54.12 107.44 -53.32 39.81 35.31 11.50 32.50 360 0 PEAK 3 5924.81 51.36 68.34 -16.98 37.11 35.39 11.40 32.54 360 0 PEAK 4 5937.69 52.31 68.30 -15.99 38.07 35.41 11.38 32.55 360 0 PEAK	Blank

Mode	34	
	LF	
	U-NII-1_5.15-5.25_802.11n HT40_LF_CH38_5190MHz	
ANT	1	
Pol.	Horizontal	Vertical
QP/ Peak	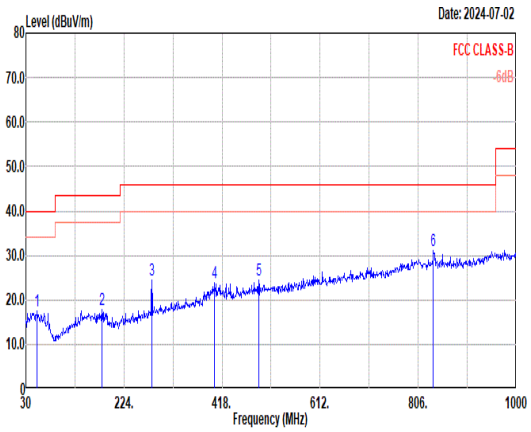 Freq Level Limit Line Margin Read Level Ant Factor Cable Loss Preamp Factor APos TPos Remark MHz dBuV/m dBuV/m dB dBuV dB/m dB dB cm deg 1 52.31 17.57 40.00 -22.43 33.53 13.94 1.32 31.22 -- -- Peak 2 180.35 17.72 43.50 -25.78 30.96 15.30 2.44 30.98 -- -- Peak 3 279.29 24.30 46.00 -21.70 32.97 19.22 3.01 30.90 -- -- Peak 4 403.45 23.76 46.00 -22.24 28.86 21.98 3.62 30.70 -- -- Peak 5 490.75 24.49 46.00 -21.51 27.63 23.57 3.99 30.70 -- -- Peak 6 836.07 30.94 46.00 -15.06 30.42 26.39 5.19 31.06 -- -- Peak	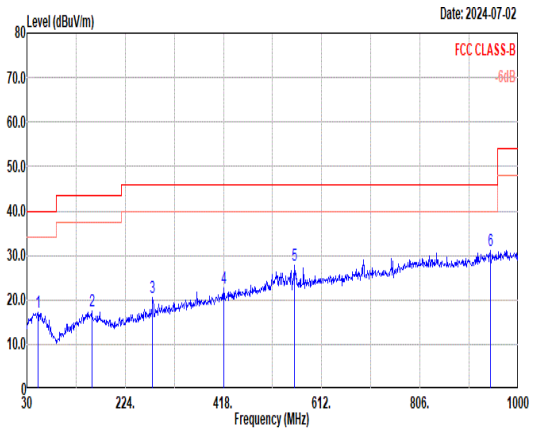 Freq Level Limit Line Margin Read Level Ant Factor Cable Loss Preamp Factor APos TPos Remark MHz dBuV/m dBuV/m dB dBuV dB/m dB dB cm deg 1 51.34 17.16 40.00 -22.84 32.94 14.12 1.31 31.21 -- -- Peak 2 158.04 17.53 43.50 -25.97 29.98 16.34 2.28 31.07 -- -- Peak 3 278.32 20.57 46.00 -25.43 29.22 19.24 3.01 30.90 -- -- Peak 4 418.00 22.67 46.00 -23.33 27.39 22.30 3.68 30.70 -- -- Peak 5 557.68 27.78 46.00 -18.22 29.55 24.98 4.25 31.00 -- -- Peak 6 944.71 31.06 46.00 -14.94 29.44 27.07 5.55 31.00 -- -- Peak

Mode	35	
	LF	
	U-NII-3_5.725-5.85_802.11a_LF_CH149_5745MHz	
ANT	1	
Pol.	Horizontal	Vertical
QP/ Peak	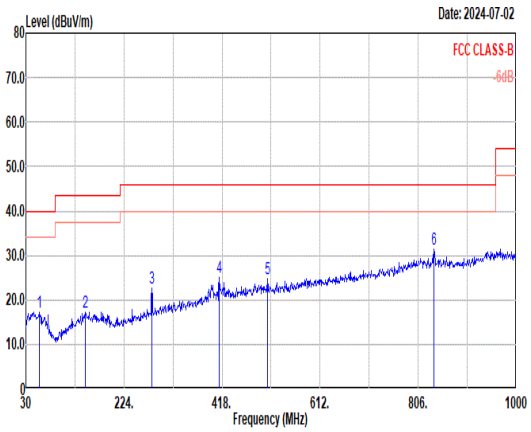	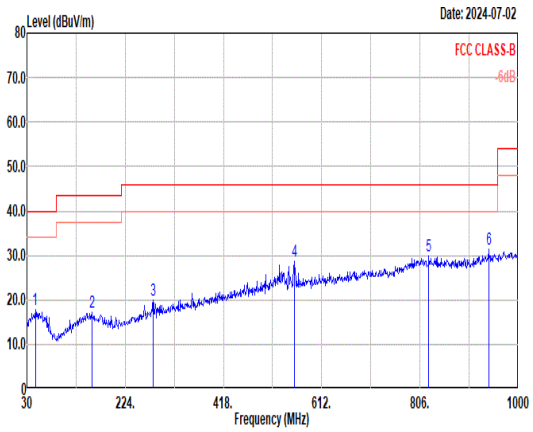

	Freq	Level	Limit Line	Margin	Read Level	Ant Factor	Cable Loss	Preamp Factor	APos	TPos	Remark
	MHz	dBuV/m	dBuV/m	dB	dBuV	dB/m	dB	dB	cm	deg	
1	56.19	17.35	40.00	-22.65	34.00	13.22	1.37	31.24	--	--	Peak
2	147.37	17.35	43.50	-26.15	29.51	16.75	2.20	31.11	--	--	Peak
3	279.29	22.58	46.00	-23.42	31.25	19.22	3.01	30.90	--	--	Peak
4	412.18	24.92	46.00	-21.08	29.79	22.17	3.66	30.70	--	--	Peak
5	507.24	24.75	46.00	-21.25	27.55	23.88	4.06	30.74	--	--	Peak
6	837.04	31.33	46.00	-14.67	30.80	26.40	5.19	31.06	--	--	Peak

	Freq	Level	Limit Line	Margin	Read Level	Ant Factor	Cable Loss	Preamp Factor	APos	TPos	Remark
	MHz	dBuV/m	dBuV/m	dB	dBuV	dB/m	dB	dB	cm	deg	
1	46.49	17.95	40.00	-22.05	32.13	15.77	1.25	31.20	--	--	Peak
2	158.04	17.13	43.50	-26.37	29.58	16.34	2.28	31.07	--	--	Peak
3	279.29	19.89	46.00	-26.11	28.56	19.22	3.01	30.90	--	--	Peak
4	558.65	28.71	46.00	-17.29	30.47	24.98	4.26	31.00	--	--	Peak
5	823.46	29.78	46.00	-16.22	29.42	26.29	5.15	31.08	--	--	Peak
6	941.80	31.32	46.00	-14.68	29.73	27.05	5.54	31.00	--	--	Peak

Appendix D. Duty Cycle Plots

Band	Duty Cycle(%)	T(ms)	1/T(kHz)	VBW Setting
802.11a	73.10	1.355	0.738	1KHz
802.11n HT20	71.29	1.259	0.794	1KHz
802.11n HT40	55.07	0.622	1.608	3KHz

802.11a

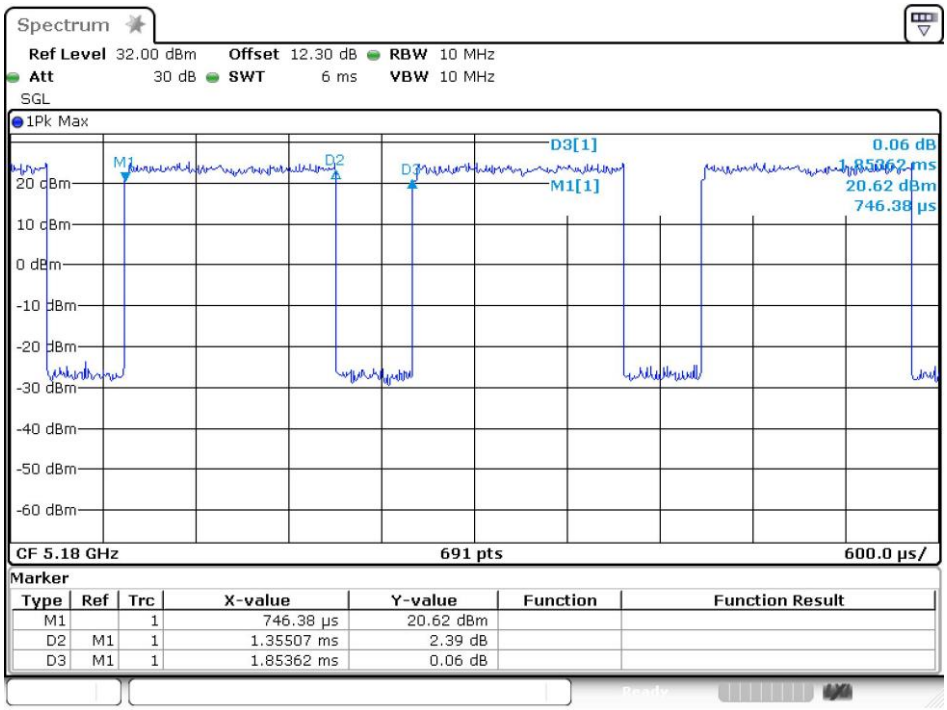

Date: 19.JUN.2024 09:04:27

802.11n HT20

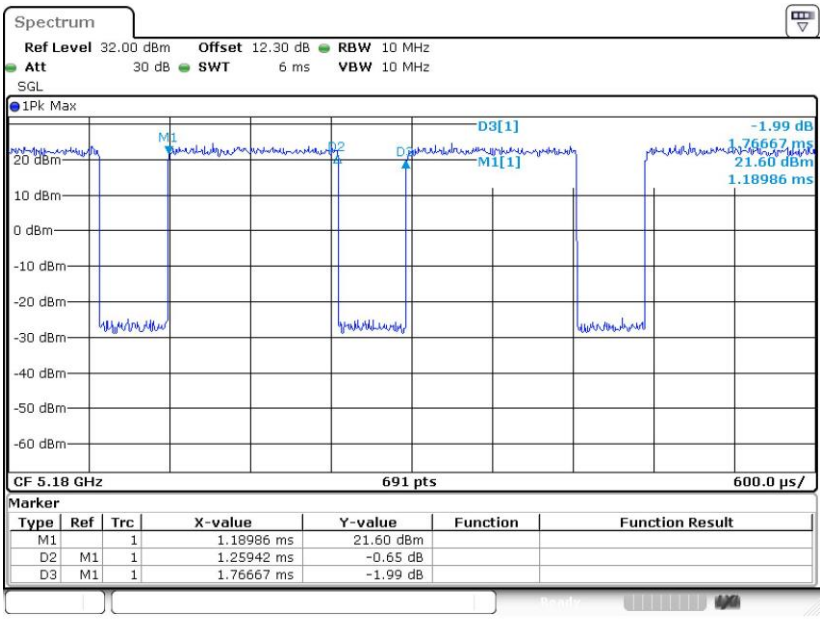

Date: 19.JUN.2024 09:06:09

802.11n HT40

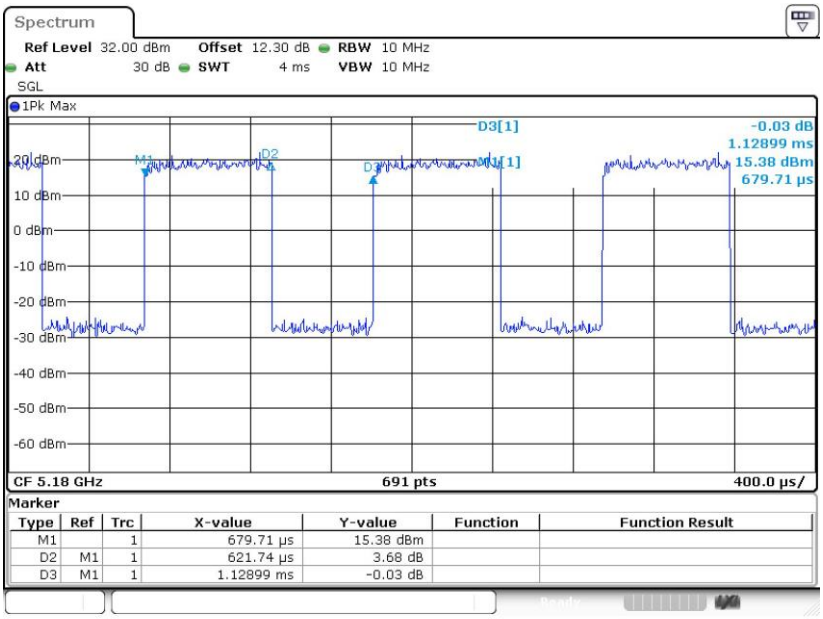

Date: 19.JUN.2024 09:07:48