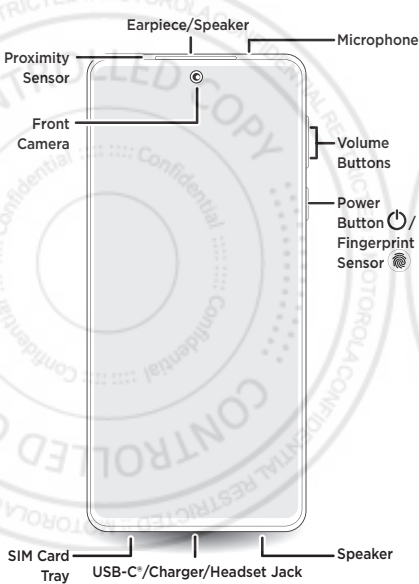


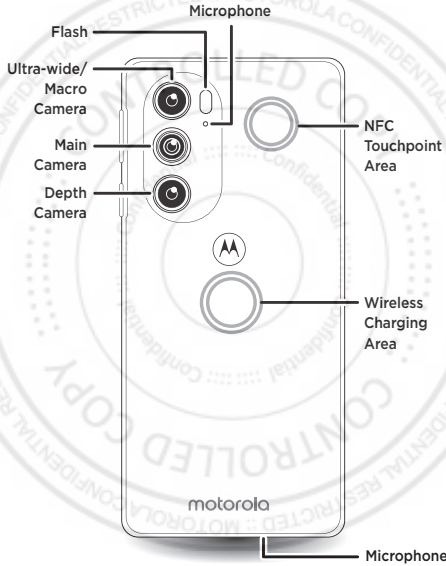
Meet Your

XT2201-5

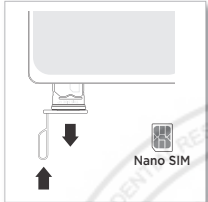


Charge your phone wirelessly using a Qi-compatible charging pad (sold separately). Place your phone face up on the charging pad to start charging.

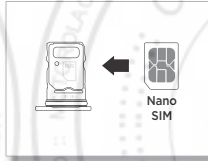
Use your phone to pay while shopping using a compatible app, such as Google Pay. Hold the NFC touchpoint area near the payment device.



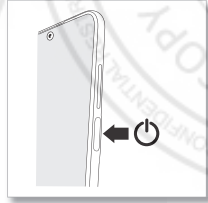
Put in the cards & power on



- 1** Insert the SIM tool into the tray hole to pop out the tray.
- Make sure you use the correct size SIM card and don't cut the SIM card.



- 2** Insert the SIM cards with the gold contacts up, then gently push the tray into the slot.



- 3** Press and hold the Power button, then follow the prompts to get started.

Ready For

Your phone works with **Ready For**, a new platform that extends your phone's experience to any compatible TV, PC, or monitor:

- Mobile gaming on the big screen,
- Video calls larger than life and with better quality,
- A larger, uncluttered workspace.



Scan the QR code to get started.

Your phone is also compatible with (may be sold separately):

- **Ready For** Dock
- **Ready For** Air Remote
- **Ready For** 4K Wireless Adapter
- Active Stylus
- ThinkReality A3 Glasses

To learn more, visit www.motorola.com.

Help & more

Get answers, updates, and info:

- **Help is here:** From the home screen, swipe up and tap **Settings > Help** to learn how to use your phone and get support.
- **Get more:** Get software, user guides, and more at www.motorola.com/mymotoedge.
- **Get apps:** Tap **Play Store** to browse and download apps.
- **Use a headset:** To use a headset, you'll need one with a USB-C connector. If using a 3.5mm headset, you'll need an adapter to connect a 3.5mm connector to USB-C. Headset may be sold separately.
- **Connect with 5G:** 5G service plan and 5G network coverage required; available only in select areas; device not compatible with all 5G networks. Contact your service provider for details.

Legal information. This guide provides important legal, safety, and regulatory information that you should read before using your product. For the complete legal information, from the home screen swipe up and tap **Settings > Q**, then type **Legal information**, or visit www.motorola.com/device-legal.

Water repellent. Your phone is not waterproof. For more about your phone's water-repellent design and care, swipe up and tap **Settings > Help**.

Battery safety. To prevent possible burning and injury, the battery in your phone should only be removed by a Motorola-approved service center or similar skilled personnel.

If your phone becomes unresponsive, press and hold the Power button until the screen goes dark and your phone restarts. Charge your phone using a compatible Motorola charger (may be sold separately). Use of other chargers is not recommended. Don't charge your phone in temperatures below -20°C (-4°F) or above 45°C (113°F). Chargers that do not comply with applicable national standards may be unsafe, with risk of death or injury, and may cause slow charging, product damage, or reduced device performance. To view applicable standards and to learn more, see the "Legal information" section of this guide, or visit www.motorola.com/device-legal.

Warning about high volume usage. To prevent possible hearing damage, do not listen at high volume levels for long periods. When your headset volume reaches the high volume threshold, a warning shows. Tap **OK** to dismiss it, or wait one to five seconds, then press the Volume Up button to dismiss the alert and enable the volume to continue to be adjusted.

Disposal & recycling. For help recycling products and packaging responsibly, visit www.motorola.com/recycling.

Extreme heat or cold. Don't use your phone in temperatures below -20°C (-4°F) or above 45°C (113°F). Don't store/transport your phone in temperatures below -20°C (-4°F) or above 60°C (140°F).

Legal disclaimers. Features, services and applications are network dependent and may not be available in all areas; additional terms/charges may apply. Product specifications and other information contained in this guide are believed to be accurate at the time of printing. Motorola reserves the right to correct or change any information without notice.

Arbitration. Your purchase is governed by a binding arbitration clause. For more information and how to opt-out, see the legal guide that came with

your phone.

Copyright & trademarks. MOTOROLA, the stylized M logo, MOTO, and the MOTO family of marks are trademarks or registered trademarks of Motorola Trademark Holdings, LLC. Google, Android, Google Play and other related marks and logos are trademarks of Google LLC. USB Type-C and USB-C are registered trademarks of USB Implementers Forum. All other product or service names are the property of their respective owners. © 2021 Motorola Mobility LLC. All rights reserved.

Product ID: Model XT2201-5

Manual Number: TBD-A



moto care

With moto care, extend your warranty coverage up to three years, and take advantage of features like accidental damage protection. Visit motorola.com/motocare.

