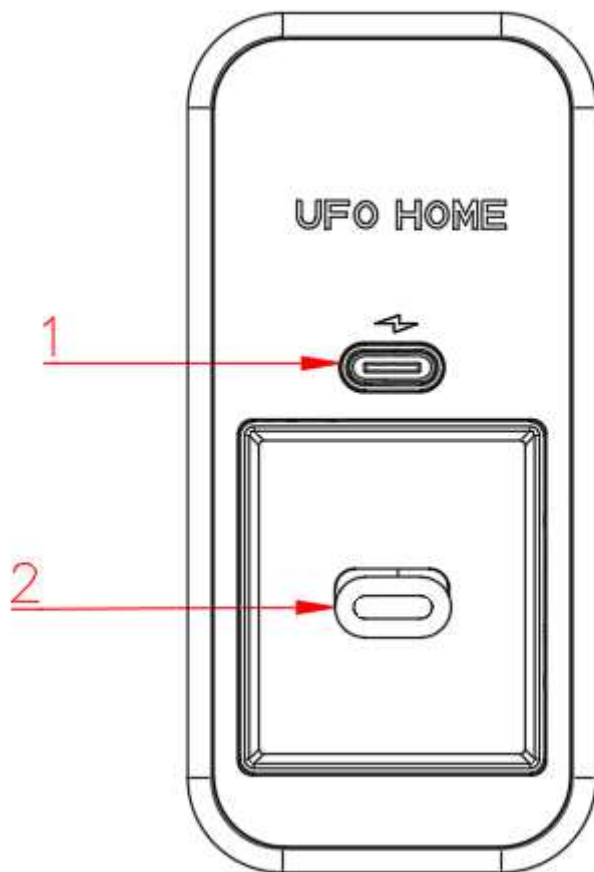


JY-904 (Rechargeable version) Product Specification

Type-C charging/Retractable Type-C charging interface/multi-function charger

Thank you for your honor! Buy our multi-functional charger!

1.This section describes the host panel functions



1.Type-C charge

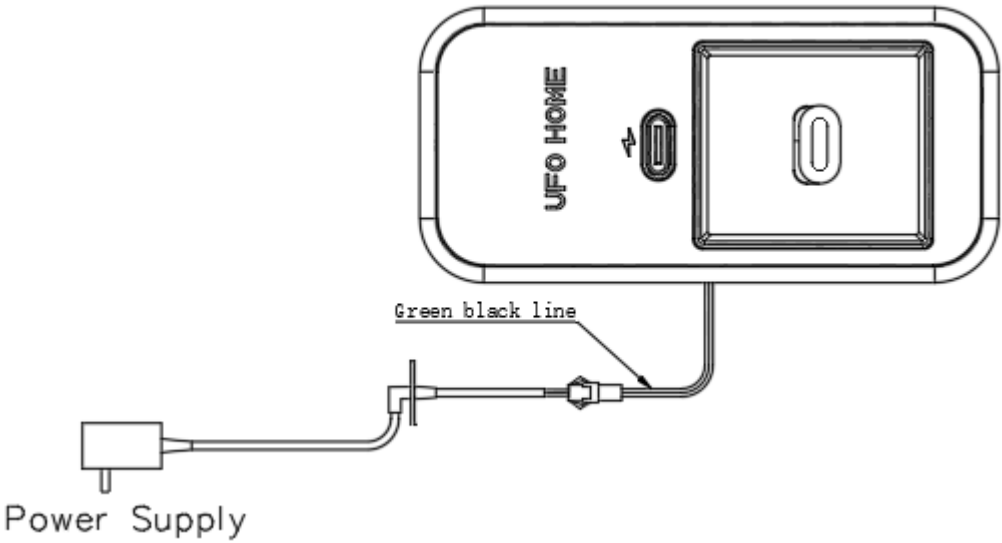
2.Retractable Type-C charging port

2: Detailed function introduction

- 1.Type-Ccharge:** Plug in the Type-C cable to connect the phone to charge。
- 2.Retractable Type-C charging port:** Support PD protocol, pull the telescopic cable out of the connected device to charge, pull out the cable automatically return to the position.

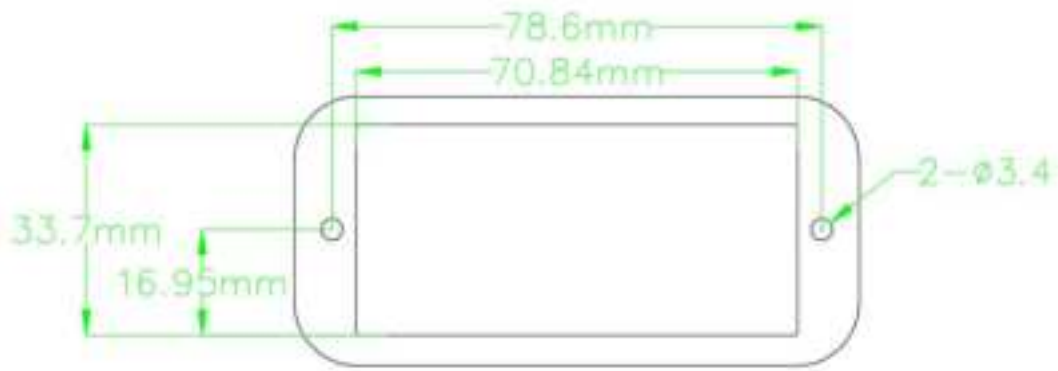
question	solution
cannot charge	Please power off and try again, check whether the device is in bad contact with the data cable, check whether the power is in bad contact, if it is confirmed that the power is faulty, replace the power.

3.Installation Instruction



4.Fitting

opening



FCC Statement:

This device complies with part 15 of the FCC Rules. Operation is subject to the following two conditions: (1) This device may not cause harmful interference, and (2) this device must accept any interference received, including interference that may cause undesired operation.

This equipment has been tested and found to comply with the limits for a Class B digital device, pursuant to part 15 of the FCC Rules. These limits are designed to provide reasonable protection against harmful interference in a residential installation. This

Equipment generates, uses and can radiate radio frequency energy and, if not installed and used in accordance with the instructions, may cause harmful interference to radio communications. However, there is no guarantee that interference will not occur in a Particular installation. If this equipment does cause harmful interference to radio or television reception, which can be determined by turning the equipment off and on, the user is encouraged to try to correct the interference by one or more of the following measures:

- Reorient or relocate the receiving antenna.
- Increase the separation between the equipment and receiver.
- Connect the equipment into an outlet on a circuit different from that to which the receiver is connected.
- Consult the dealer or an experienced radio/TV technician for help.

Caution: Any changes or modifications not expressly approved by the party responsible for compliance could void the user's authority to operate the equipment.

This equipment complies with FCC radiation exposure limits set forth for an uncontrolled environment. This transmitter must not be co-located or operating in conjunction with any other antenna or transmitter.