

Photographs of EUT as set up at OATS facility Nov 14, 2002

**Photo 1 of 7**

**Antenna #1 – 3 Inch Blade Antenna**

**Front View of IX260 PC – Blade Antenna located upper right side of display.**



**Photo 2 of 7**

**Antenna #1 – 3 Inch Blade Antenna**

**Rear View of IX260 PC – Antenna located externally on the upper right side of display (left side of this rear view).**




Photographs of EUT set up at OATS facility Nov 11, 2002

**Photo 3 of 7**

**Antenna #2 MaxRad P/N: BMAXC24503**


**Front View of IX260 PC in Vehicular Cradle**



**Photo 4 of 7**

**Antenna #2 MaxRad P/N: BMAXC24503**

**Rear View of IX260 PC in Vehicular Cradle**



Photographs of EUT set up at OATS facility Nov 14, 2002

Photo 5 of 7

**Antenna #3** MaxRad P/N: [BMAXC24505](#)

**Front View of IX260 PC in Vehicular Cradle**






**Photo 6 of 7**

**Antenna #3 MaxRad P/N: BMAXC24505**

**Rear View of IX260 PC in Vehicular Cradle**



**Photo 7 of 7**

**Close up photo of the two MaxRad external antennas**

**Antenna #2**, MaxRad P/N: BMAXC24503      On the **left**

**Antenna #3**, MaxRad P/N: BMAXC24505      On the **right**

