



Z9-T, Z9-C RF Connector



Z9-T, Z9-C back



Z9-T with Antenna



4. ZumLink Z9-C or Z9-T Data Interface Connector

ZumLink Z9-C or Z9-T Data Interface Connector				
Pin #	Signal Description and Name	Radio Input / Output	Z9-C Signal Level	Z9-T Signal Level
11	Diagnostic Received Data (Diag RX)	Input	RS-232	TTL
12	Diagnostic Transmitted Data (Diag TX)	Output	RS-232	TTL
13	Ground (GND)	N/A		
14	Unused	N/A		




Figure 8: ZumLink Z9-C or Z9-T MMCX RF Connector, Pin 1, and Pin 14 of Data Interface Connector