





## PHOTOGRAPHS OF SET UP


### Radiated Emission Set up Photos (Below 1GHz)



**Radiated Emission Set up Photos (Above 1GHz)**

### AC Power-line Conducted Emission Set up Photo



**Conducted Setup Photo (Measurement at Antenna Port)****PHOTOGRAPHS OF EUT**

Please refer to the attached file(EUT Photo)

*~ End of Report ~*