11N40SISO_Ant7_2452_30~1000

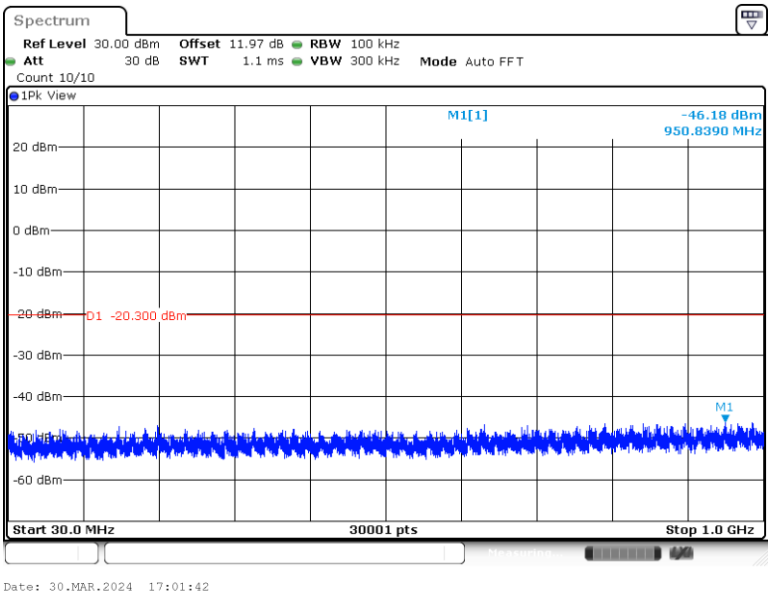

11N40SISO_Ant7_2452_1000~26500

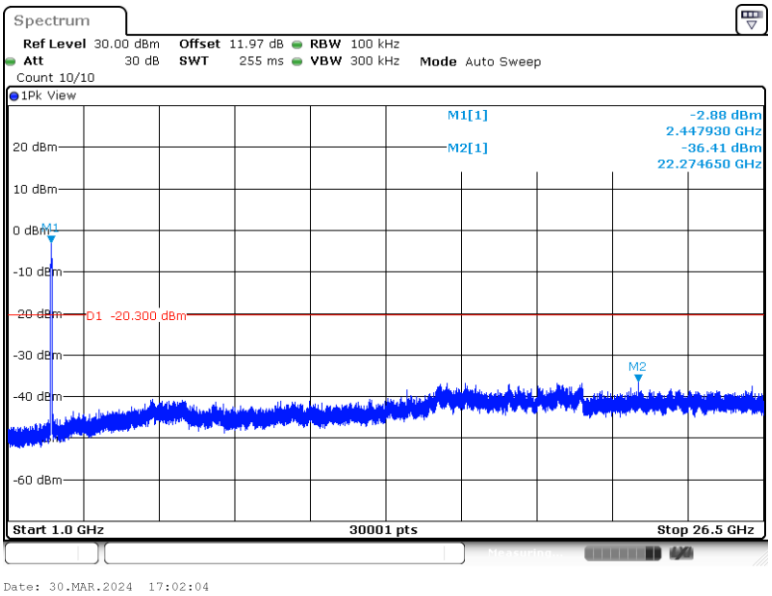

Appendix B. AC Conducted Emission Test Results

Test Engineer :	Yuki Tang	**Temperature :**	22~24℃
		Relative Humidity :	44~50%
Test Voltage :	120Vac / 60Hz	**Phase :**	Line
Remark :	All emissions not reported here are more than 10 dB below the prescribed limit.		

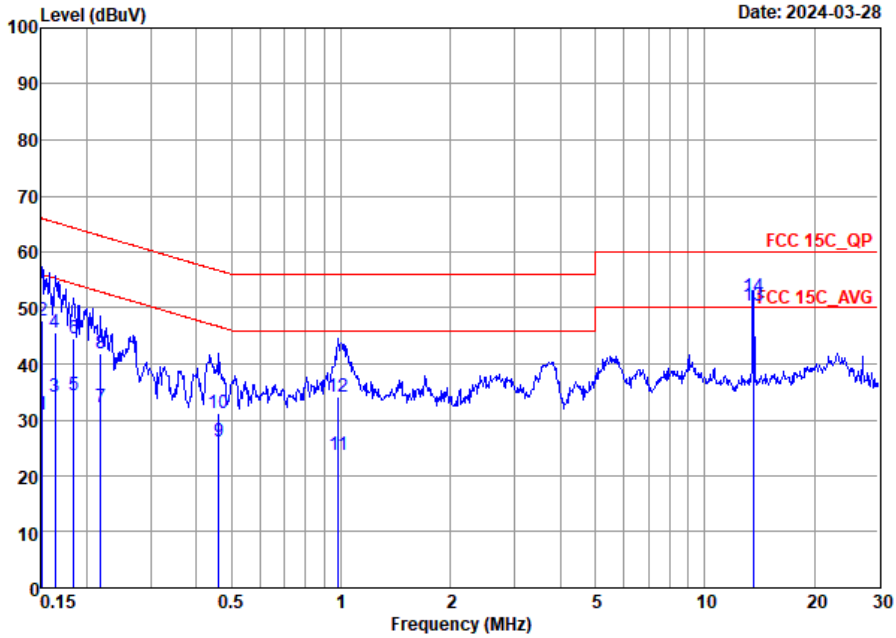

Site : CO01-SZ
Condition: FCC 15C QP AC LISN 100063 L LINE

		Freq	Level	Over Limit	Limit Line	Read Level	LISN Factor	Cable Loss	Remark
		MHz	dBuV	dB	dBuV	dBuV	dB	dB	
1		0.15	31.02	-24.94	55.96	10.51	10.38	10.13	Average
2		0.15	47.72	-18.24	65.96	27.21	10.38	10.13	QP
3		0.16	34.22	-21.08	55.30	13.80	10.28	10.14	Average
4		0.16	45.62	-19.68	65.30	25.20	10.28	10.14	QP
5		0.18	34.51	-19.77	54.28	14.00	10.36	10.15	Average
6		0.18	44.41	-19.87	64.28	23.90	10.36	10.15	QP
7		0.22	32.40	-20.48	52.88	11.91	10.34	10.15	Average
8		0.22	41.90	-20.98	62.88	21.41	10.34	10.15	QP
9		0.46	26.19	-20.48	46.67	5.70	10.33	10.16	Average
10		0.46	31.29	-25.38	56.67	10.80	10.33	10.16	QP
11		0.98	23.73	-22.27	46.00	3.30	10.27	10.16	Average
12		0.98	34.13	-21.87	56.00	13.70	10.27	10.16	QP
13	*	13.56	50.39			29.70	10.23	10.46	Average
14		13.56	51.99			31.30	10.23	10.46	QP

Test Engineer :	Yuki Tang	**Temperature :**	22~24℃
		Relative Humidity :	44~50%
Test Voltage :	120Vac / 60Hz	**Phase :**	Neutral
Remark :	All emissions not reported here are more than 10 dB below the prescribed limit.		

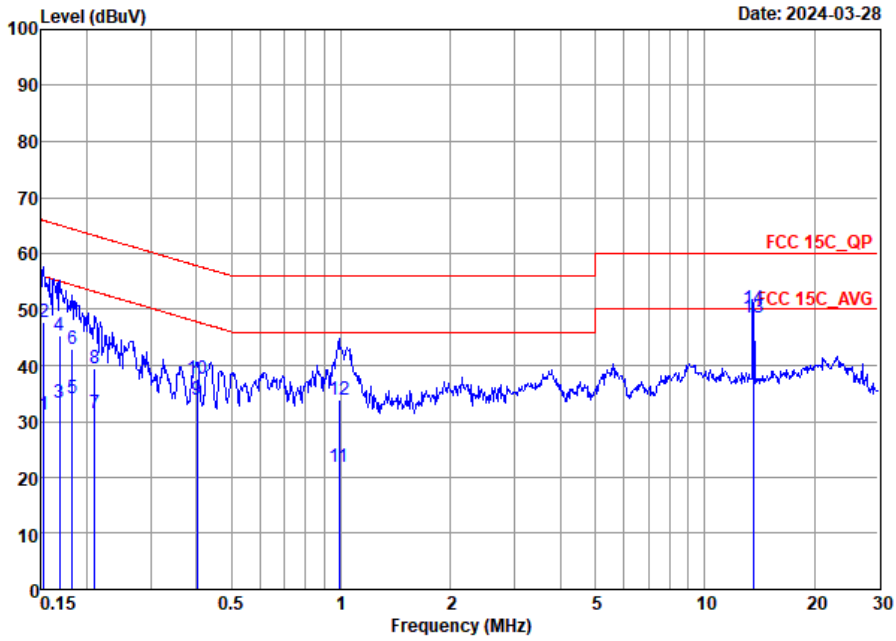

Site : CO01-SZ
Condition: FCC 15C_QP AC LISN 100063_N NEUTRAL

		Freq	Level	Over Limit	Limit Line	Read Level	LISN Factor	Cable Loss	Remark
		MHz	dBuV	dB	dBuV	dBuV	dB	dB	
1		0.15	31.31	-24.56	55.87	11.00	10.18	10.13	Average
2		0.15	47.61	-18.26	65.87	27.30	10.18	10.13	QP
3		0.17	33.32	-21.71	55.03	12.70	10.48	10.14	Average
4		0.17	45.42	-19.61	65.03	24.80	10.48	10.14	QP
5		0.18	34.25	-20.12	54.37	13.70	10.41	10.14	Average
6		0.18	42.85	-21.52	64.37	22.30	10.41	10.14	QP
7		0.21	31.59	-21.59	53.18	11.20	10.24	10.15	Average
8		0.21	39.59	-23.59	63.18	19.20	10.24	10.15	QP
9		0.40	33.88	-13.93	47.81	13.79	9.93	10.16	Average
10		0.40	37.48	-20.33	57.81	17.39	9.93	10.16	QP
11		0.99	22.00	-24.00	46.00	1.60	10.24	10.16	Average
12		0.99	34.00	-22.00	56.00	13.60	10.24	10.16	QP
13	*	13.56	48.49			27.80	10.23	10.46	Average
14		13.56	50.09			29.40	10.23	10.46	QP

Note:

1. Level(dBμV) = Read Level(dBμV) + LISN Factor(dB) + Cable Loss(dB)
2. Over Limit(dB) = Level(dBμV) – Limit Line(dBμV)

Test Engineer :	Yuki Tang	**Temperature :**	22~24℃
		Relative Humidity :	44~50%
Test Voltage :	120Vac / 60Hz	**Phase :**	Line
Remark :	All emissions not reported here are more than 10 dB below the prescribed limit.		

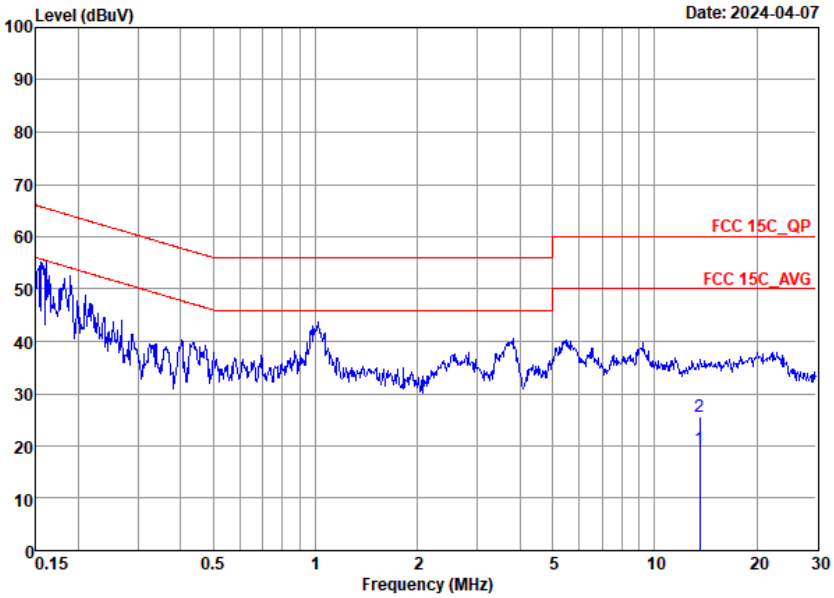

Site : CO01-SZ
Condition: FCC 15C_QP AC LISN 100063_L LINE

	Freq	Level	Over Limit	Limit Line	Read Level	LISN Factor	Cable Loss	Remark
	MHz	dBuV	dB	dBuV	dBuV	dB	dB	
1 *	13.56	19.49	-30.51	50.00	-1.20	10.23	10.46	Average
2	13.56	25.69	-34.31	60.00	5.00	10.23	10.46	QP

(2) With dummy load

Remark: Only the fundamental NFC signal needs to be retested per KDB 174176.

Test Engineer :	Yuki Tang	**Temperature :**	22~24℃
		Relative Humidity :	44~50%
Test Voltage :	120Vac / 60Hz	**Phase :**	Neutral
Remark :	All emissions not reported here are more than 10 dB below the prescribed limit.		

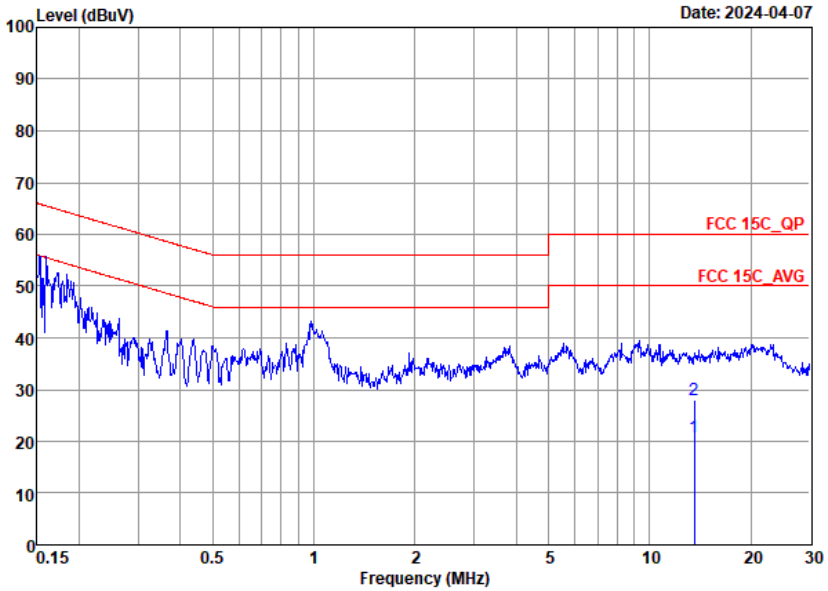

Site : CO01-SZ
Condition: FCC 15C_QP AC LISN 100063_N NEUTRAL

	Freq	Level	Over Limit	Limit Line	Read Level	LISN Factor	Cable Loss	Remark
	MHz	dBuV	dB	dBuV	dBuV	dB	dB	
1 *	13.56	20.79	-29.21	50.00	0.10	10.23	10.46	Average
2	13.56	27.99	-32.01	60.00	7.30	10.23	10.46	QP

(2) With dummy load

Remark: Only the fundamental NFC signal needs to be retested per KDB 174176.

Note:

1. Level(dBμV) = Read Level(dBμV) + LISN Factor(dB) + Cable Loss(dB)
2. Over Limit(dB) = Level(dBμV) – Limit Line(dBμV)

Appendix C Radiated Spurious Emission Test Data

Test Engineer :	Kuang Jia	Relative Humidity :	48~49%
		Temperature :	24℃~25℃

Radiated Spurious Emission Test Modes

Mode	Band (MHz)	Antenna	Modulation	Channel	Frequency	Data Rate	RU	Remark
Mode 1	2400-2483.5	7	802.11b	01	2412	1Mbps	-	-
Mode 2	2400-2483.5	7	802.11b	06	2437	1Mbps	-	-
Mode 3	2400-2483.5	7	802.11b	11	2462	1Mbps	-	-
Mode 4	2400-2483.5	7	802.11g	01	2412	6Mbps	-	-
Mode 5	2400-2483.5	7	802.11g	06	2437	6Mbps	-	-
Mode 6	2400-2483.5	7	802.11g	11	2462	6Mbps	-	-
Mode 7	2400-2483.5	7	802.11n HT20	01	2412	MCS0	-	-
Mode 8	2400-2483.5	7	802.11n HT20	06	2437	MCS0	-	-
Mode 9	2400-2483.5	7	802.11n HT20	11	2462	MCS0	-	-
Mode 10	2400-2483.5	7	802.11n HT40	03	2422	MCS0	-	-
Mode 11	2400-2483.5	7	802.11n HT40	09	2452	MCS0	-	-
Mode 12	2400-2483.5	7	802.11n HT40	03	2422	MCS0	-	LF
Mode 13	2400-2483.5	7	802.11n HT40	04	2427	MCS0	-	-
Mode 14	2400-2483.5	7	802.11n HT40	08	2447	MCS0	-	-
Mode 15	2400-2483.5	7	802.11b	02	2417	1Mbps	-	-
Mode 16	2400-2483.5	7	802.11n HT40	05	2432	MCS0	-	-
Mode 17	2400-2483.5	7	802.11n HT40	03	2422	MCS0	-	-
	LTE Band 13 Link							

Summary of each worse mode

Mode	Modulation	Ch.	Freq. (MHz)	Level (dBuV/m)	Limit (dBuV/m)	Margin (dB)	Pol.	Peak Avg.	Result	Remark
1	802.11b	01	2389.95	38.96	54.00	-15.04	H	AVERAGE	Pass	Band Edge
1	802.11b	01	4824.00	40.32	54.00	-13.68	H	Average	Pass	Harmonic
2	802.11b	06	-	-	-	-	-	-	-	Band Edge
2	802.11b	06	4874.00	47.04	54.00	-6.96	H	Average	Pass	Harmonic
3	802.11b	11	2486.51	40.52	54.00	-13.48	H	AVERAGE	Pass	Band Edge
3	802.11b	11	4924.00	47.02	54.00	-6.98	H	Average	Pass	Harmonic
4	802.11g	01	2389.95	44.53	54.00	-9.47	H	AVERAGE	Pass	Band Edge
4	802.11g	01	4824.00	45.27	74.00	-28.73	V	Peak	Pass	Harmonic
5	802.11g	06	-	-	-	-	-	-	-	Band Edge
5	802.11g	06	7311.00	47.66	74.00	-26.34	V	Peak	Pass	Harmonic
6	802.11g	11	2483.51	48.69	54.00	-5.31	H	AVERAGE	Pass	Band Edge
6	802.11g	11	7386.00	47.94	74.00	-26.06	V	Peak	Pass	Harmonic
7	802.11n HT20	01	2389.82	45.20	54.00	-8.80	H	AVERAGE	Pass	Band Edge
7	802.11n HT20	01	4824.00	44.87	74.00	-29.13	H	Peak	Pass	Harmonic
8	802.11n HT20	06	-	-	-	-	-	-	-	Band Edge
8	802.11n HT20	06	7311.00	47.49	74.00	-26.51	H	Peak	Pass	Harmonic
9	802.11n HT20	11	2483.85	48.01	54.00	-5.99	H	AVERAGE	Pass	Band Edge
9	802.11n HT20	11	7386.00	47.39	74.00	-26.61	H	Peak	Pass	Harmonic
10	802.11n HT40	03	2389.63	48.75	54.00	-5.25	H	AVERAGE	Pass	Band Edge
10	802.11n HT40	03	7266.00	47.37	74.00	-26.63	H	Peak	Pass	Harmonic
11	802.11n HT40	09	2484.45	48.06	54.00	-5.94	V	AVERAGE	Pass	Band Edge
11	802.11n HT40	09	-	-	-	-	-	-	-	Harmonic
12	802.11n HT40	03	35.82	30.20	40.00	-9.80	V	Peak	Pass	LF
13	802.11n HT40	04	2389.92	48.09	54.00	-5.91	H	AVERAGE	Pass	Band Edge
13	802.11n HT40	04	-	-	-	-	-	-	-	Harmonic
14	802.11n HT40	08	2484.59	48.53	54.00	-5.47	H	AVERAGE	Pass	Band Edge
14	802.11n HT40	08	-	-	-	-	-	-	-	Harmonic
15	802.11b	02	2389.69	39.33	54.00	-14.67	H	AVERAGE	Pass	Band Edge
15	802.11b	02	-	-	-	-	-	-	-	Harmonic
16	802.11n HT40	05	2389.76	47.89	54.00	-6.11	H	AVERAGE	Pass	Band Edge
16	802.11n HT40	05	-	-	-	-	-	-	-	Harmonic
17	802.11n HT40	03	2389.52	47.38	54.00	-6.62	H	AVERAGE	Pass	Band Edge
17	802.11n HT40	03	7266.00	46.80	74.00	-27.20	V	Peak	Pass	Harmonic

Mode	1	
	Band Edge	
	2400-2483.5_802.11b_CH01_2412MHz	
Pol.	Horizontal	Fundamental
Peak	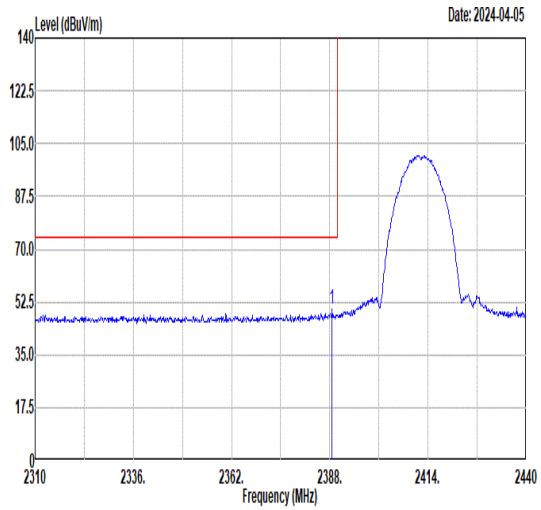 Freq Level Limit Line Margin (dB) Read Level Ant Factor Cable Loss Preamp Factor APos TPos Remark 1 2388.65 50.02 74.00 -23.98 42.08 32.26 7.76 32.08 345 287 PEAK	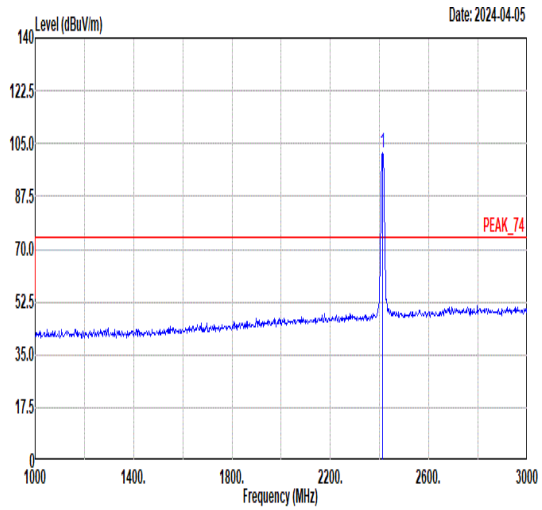 Freq Level Limit Line Margin (dB) Read Level Ant Factor Cable Loss Preamp Factor APos TPos Remark 1 2412.00 101.74 ------ ------ 93.70 32.31 7.81 32.08 345 287 PEAK
Avg	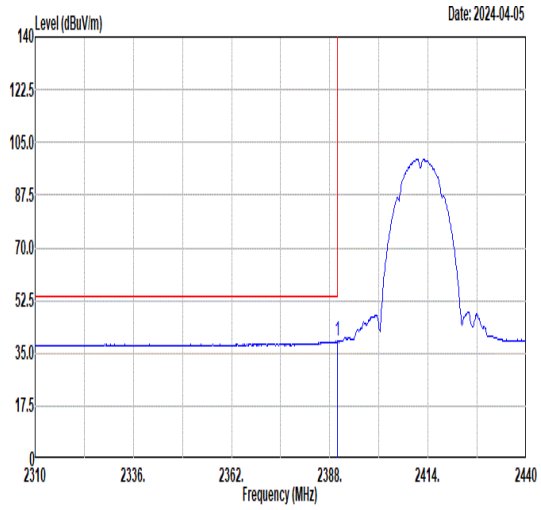 Freq Level Limit Line Margin (dB) Read Level Ant Factor Cable Loss Preamp Factor APos TPos Remark 1 2389.95 38.96 54.00 -15.04 31.02 32.26 7.76 32.08 345 287 AVERAGE	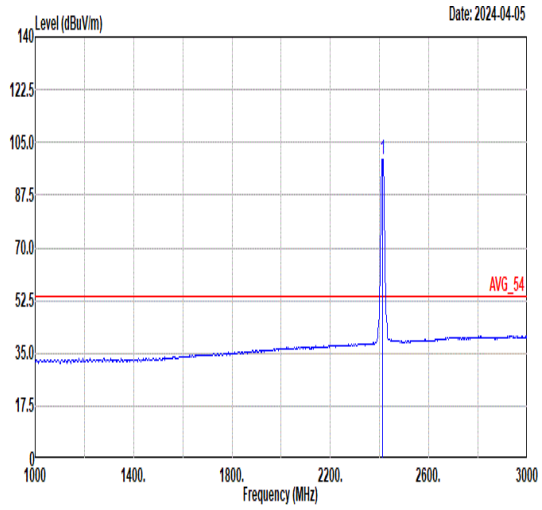 Freq Level Limit Line Margin (dB) Read Level Ant Factor Cable Loss Preamp Factor APos TPos Remark 1 2412.00 99.29 ------ ------ 91.25 32.31 7.81 32.08 345 287 AVERAGE

Mode	1	
	Band Edge	
	2400-2483.5_802.11b_CH01_2412MHz	
Pol.	Vertical	Fundamental
Peak	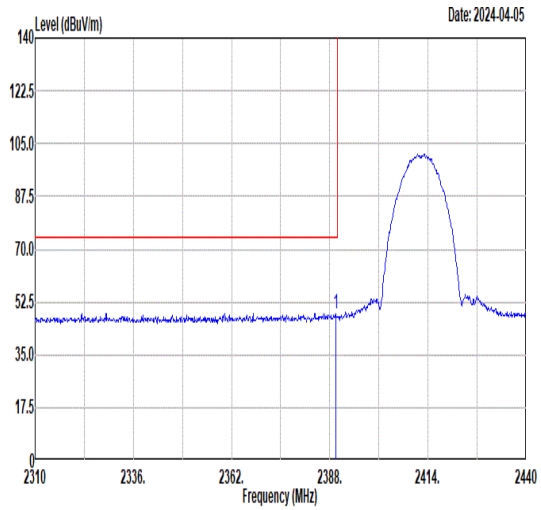 Freq Level Limit Line Margin (dB) Read Level Ant Factor Cable Loss Preamp Factor APos TPos Remark 1 2389.69 48.73 74.00 -25.27 40.79 32.26 7.76 32.08 392 223 PEAK	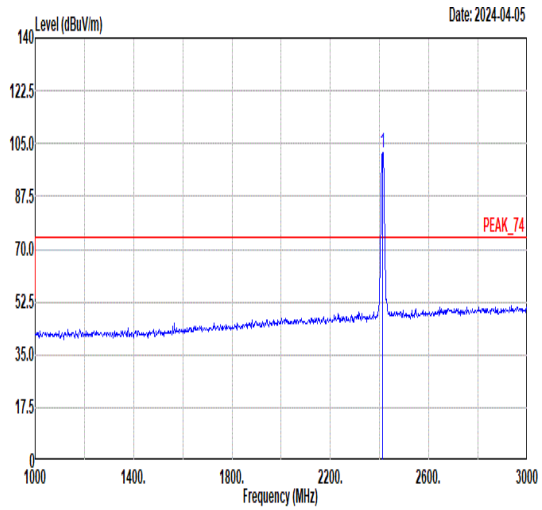 Freq Level Limit Line Margin (dB) Read Level Ant Factor Cable Loss Preamp Factor APos TPos Remark 1 2412.00 102.01 ------ ------ 93.97 32.31 7.81 32.08 392 223 PEAK
Avg	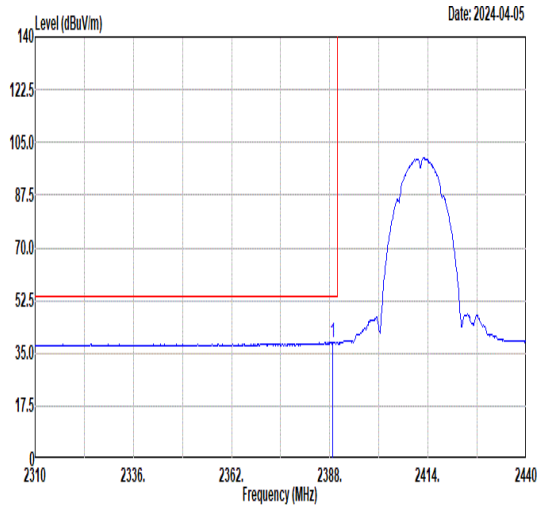 Freq Level Limit Line Margin (dB) Read Level Ant Factor Cable Loss Preamp Factor APos TPos Remark 1 2388.78 38.59 54.00 -15.41 30.65 32.26 7.76 32.08 392 223 AVERAGE	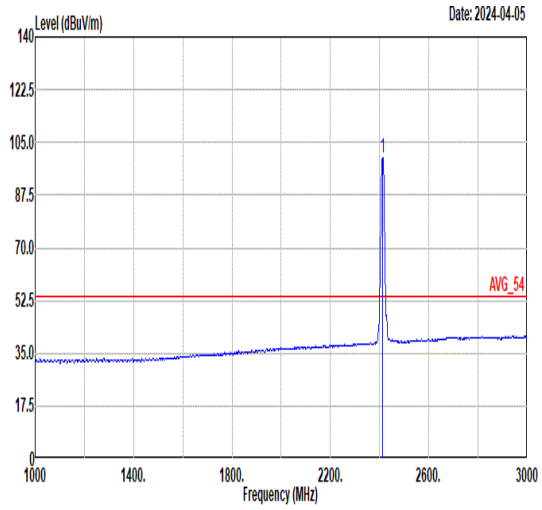 Freq Level Limit Line Margin (dB) Read Level Ant Factor Cable Loss Preamp Factor APos TPos Remark 1 2412.00 99.82 ------ ------ 91.78 32.31 7.81 32.08 392 223 AVERAGE

Mode	1	
	Harmonic	
	2400-2483.5_802.11b_CH01_2412MHz	
Pol.	Horizontal	Vertical
Peak Avg	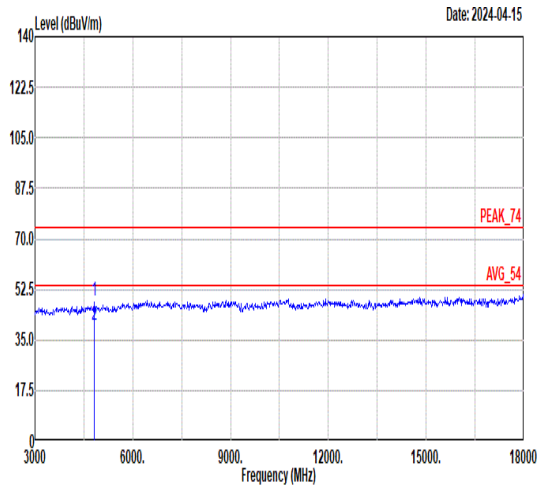 Freq Level Limit Line Margin Read Level Ant Factor Cable Loss Preamp Factor APos TPos Remark MHz dBuV/m dBuV/m dB dBuV dB/m dB dB cm deg 1 4824.00 48.42 74.00 -25.58 54.08 34.83 11.08 51.57 393 63 Peak 2 4824.00 40.32 54.00 -13.68 45.98 34.83 11.08 51.57 393 63 Average	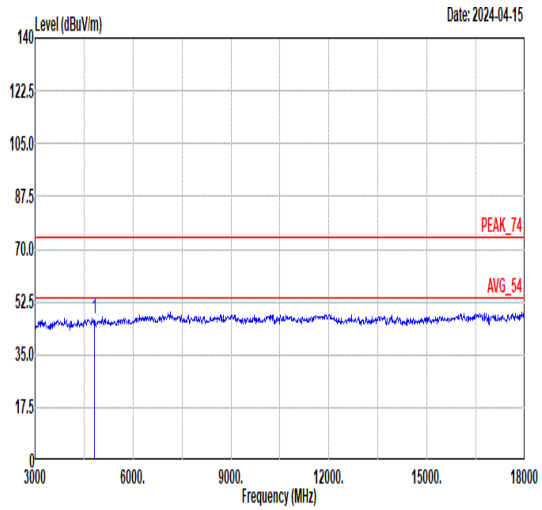 Freq Level Limit Line Margin Read Level Ant Factor Cable Loss Preamp Factor APos TPos Remark MHz dBuV/m dBuV/m dB dBuV dB/m dB dB cm deg 1 4824.00 46.91 74.00 -27.09 52.57 34.83 11.08 51.57 -- -- Peak

Mode	2	
	Harmonic	
	2400-2483.5_802.11b_CH06_2437MHz	
Pol.	Horizontal	Vertical
Peak Avg	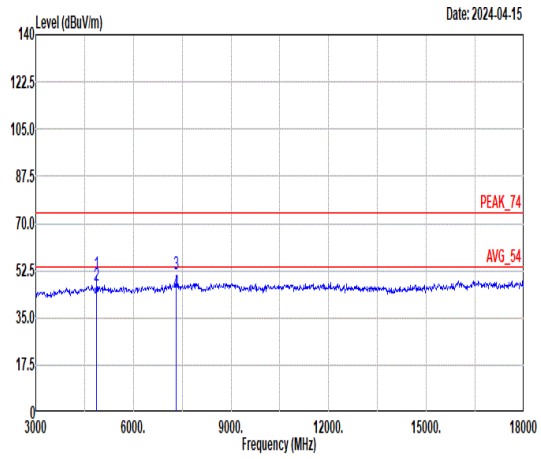 Freq Level Limit Line Margin Read Level Ant Factor Cable Loss Preamp Factor APos TPos Remark MHz dBuV/m dBuV/m dB dBuV dB/m dB dB cm deg 1 4874.00 51.17 74.00 -22.83 56.77 34.85 11.10 51.55 360 84 Peak 2 4874.00 47.04 54.00 -6.96 52.64 34.85 11.10 51.55 360 84 Average 3 7311.00 51.43 74.00 -22.57 53.19 36.32 13.08 51.16 100 287 Peak 4 7311.00 44.48 54.00 -9.52 46.24 36.32 13.08 51.16 100 287 Average	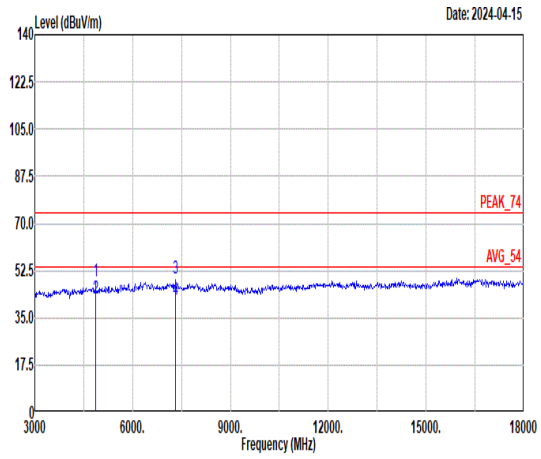 Freq Level Limit Line Margin Read Level Ant Factor Cable Loss Preamp Factor APos TPos Remark MHz dBuV/m dBuV/m dB dBuV dB/m dB dB cm deg 1 4874.00 48.39 74.00 -25.61 53.99 34.85 11.10 51.55 139 199 Peak 2 4874.00 42.04 54.00 -11.96 47.64 34.85 11.10 51.55 139 199 Average 3 7311.00 49.83 74.00 -24.17 51.59 36.32 13.08 51.16 100 62 Peak 4 7311.00 41.84 54.00 -12.16 43.60 36.32 13.08 51.16 100 62 Average

Mode	3	
	Band Edge	
	2400-2483.5_802.11b_CH11_2462MHz	
Pol.	Horizontal	Fundamental
Peak	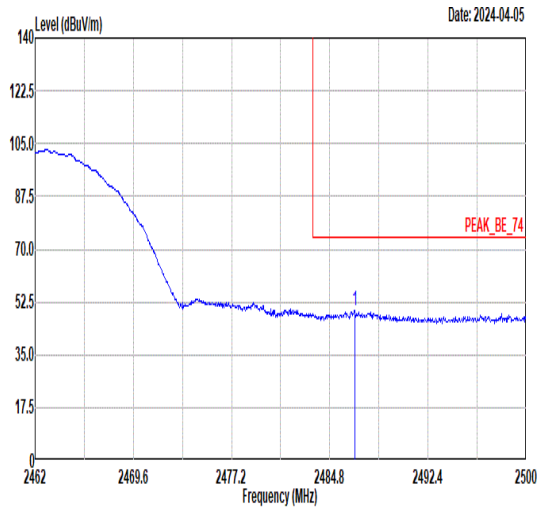 Freq Level Limit Line Margin (dB) Read Level Ant Factor Cable Loss Preamp Factor APos TPos Remark 1 2486.74 49.68 74.00 -24.32 41.43 32.47 7.88 32.10 370 286 PEAK	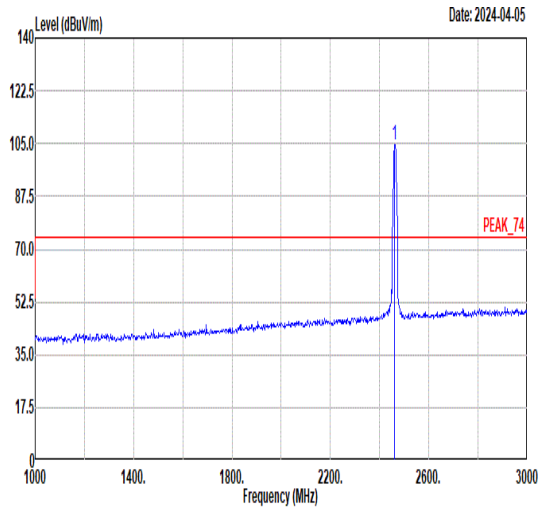 Freq Level Limit Line Margin (dB) Read Level Ant Factor Cable Loss Preamp Factor APos TPos Remark 1 2462.00 104.60 ------ ------ 96.41 32.42 7.86 32.09 370 286 PEAK
Avg	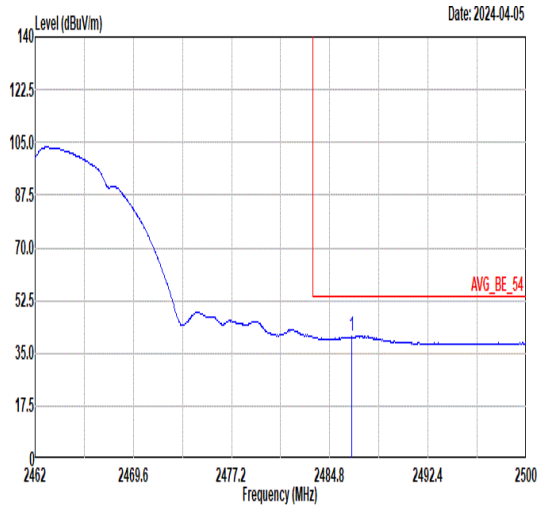 Freq Level Limit Line Margin (dB) Read Level Ant Factor Cable Loss Preamp Factor APos TPos Remark 1 2486.51 40.52 54.00 -13.48 32.27 32.47 7.88 32.10 370 286 AVERAGE	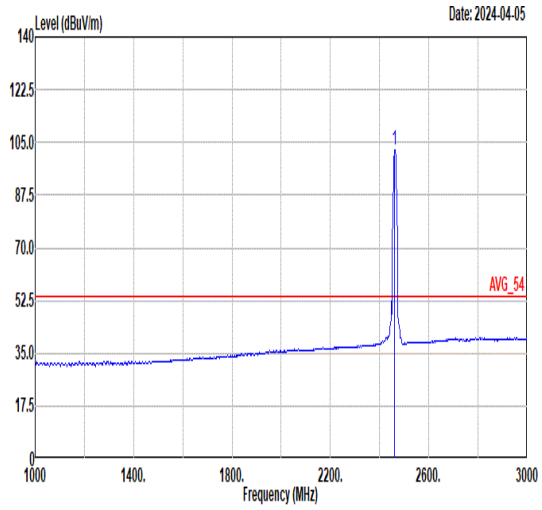 Freq Level Limit Line Margin (dB) Read Level Ant Factor Cable Loss Preamp Factor APos TPos Remark 1 2462.00 102.46 ------ ------ 94.27 32.42 7.86 32.09 370 286 AVERAGE

Mode	3	
	Band Edge	
	2400-2483.5_802.11b_CH11_2462MHz	
Pol.	Vertical	Fundamental
Peak	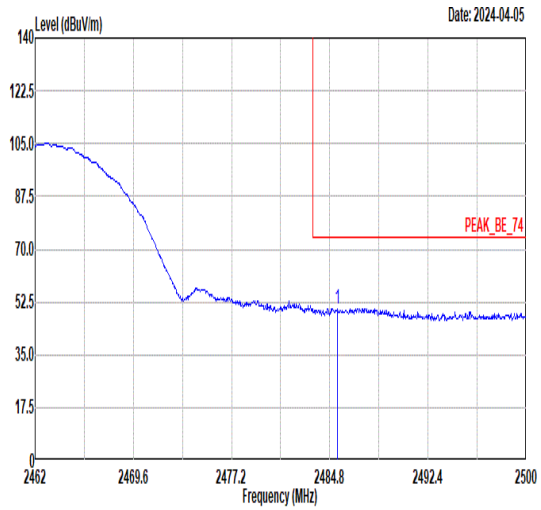 Freq Level Limit Line Margin (dB) Read Level Ant Factor Cable Loss Preamp Factor APos TPos Remark 1 2485.41 50.42 74.00 -23.58 42.17 32.47 7.88 32.10 370 224 PEAK	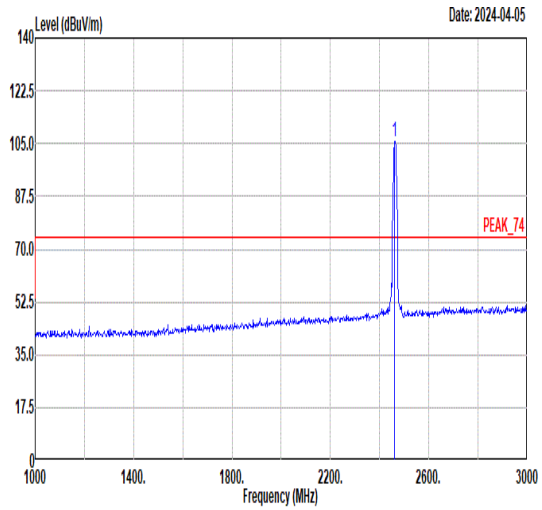 Freq Level Limit Line Margin (dB) Read Level Ant Factor Cable Loss Preamp Factor APos TPos Remark 1 2462.00 105.91 ------ ------ 97.72 32.42 7.86 32.09 370 224 PEAK
Avg	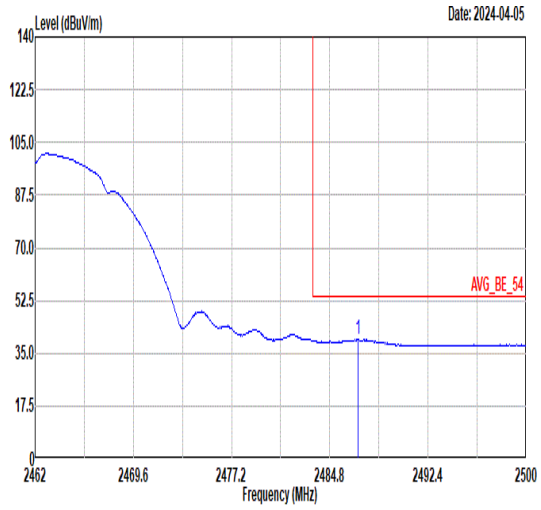 Freq Level Limit Line Margin (dB) Read Level Ant Factor Cable Loss Preamp Factor APos TPos Remark 1 2487.00 39.48 54.00 -14.52 31.23 32.47 7.88 32.10 370 224 AVERAGE	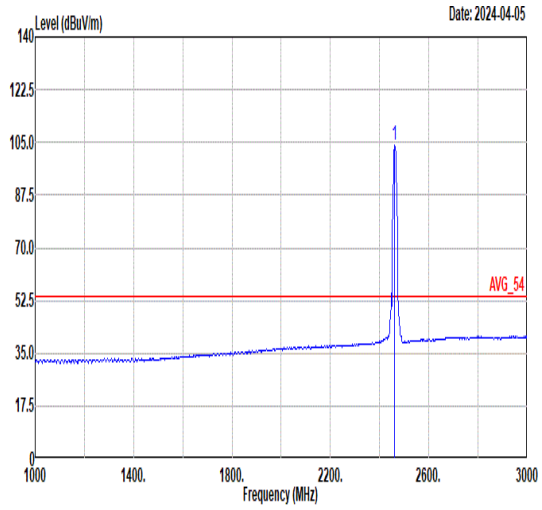 Freq Level Limit Line Margin (dB) Read Level Ant Factor Cable Loss Preamp Factor APos TPos Remark 1 2462.00 103.96 ------ ------ 95.77 32.42 7.86 32.09 370 224 AVERAGE

Mode	3	
	Harmonic	
	2400-2483.5_802.11b_CH11_2462MHz	
Pol.	Horizontal	Vertical
Peak Avg	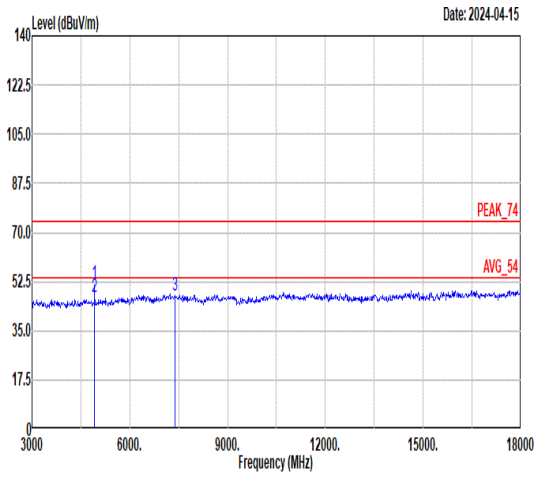 Freq Level Limit Line Margin Read Level Ant Factor Cable Loss Preamp Factor APos TPos Remark MHz dBuV/m dBuV/m dB dBuV dB/m dB dB cm deg 1 4924.00 51.68 74.00 -22.32 57.22 34.87 11.12 51.53 400 78 Peak 2 4924.00 47.02 54.00 -6.98 52.56 34.87 11.12 51.53 400 78 Average 3 7386.00 47.74 74.00 -26.26 49.44 36.35 13.13 51.18 -- -- Peak	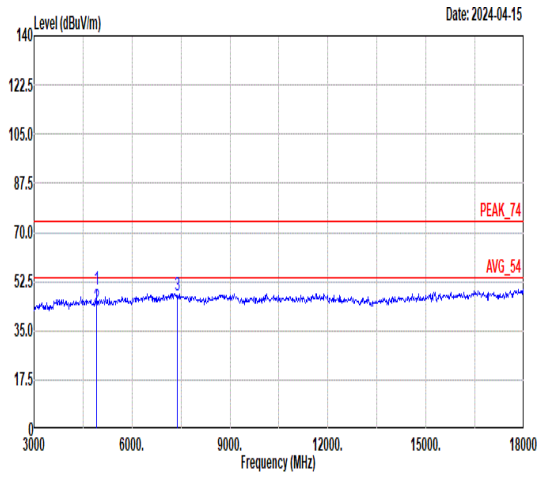 Freq Level Limit Line Margin Read Level Ant Factor Cable Loss Preamp Factor APos TPos Remark MHz dBuV/m dBuV/m dB dBuV dB/m dB dB cm deg 1 4924.00 49.45 74.00 -24.55 54.99 34.87 11.12 51.53 400 156 Peak 2 4924.00 43.44 54.00 -10.56 48.98 34.87 11.12 51.53 400 156 Average 3 7386.00 47.56 74.00 -26.44 49.26 36.35 13.13 51.18 -- -- Peak

Mode	4	
	Band Edge	
	2400-2483.5_802.11g_CH01_2412MHz	
Pol.	Horizontal	Fundamental
Peak	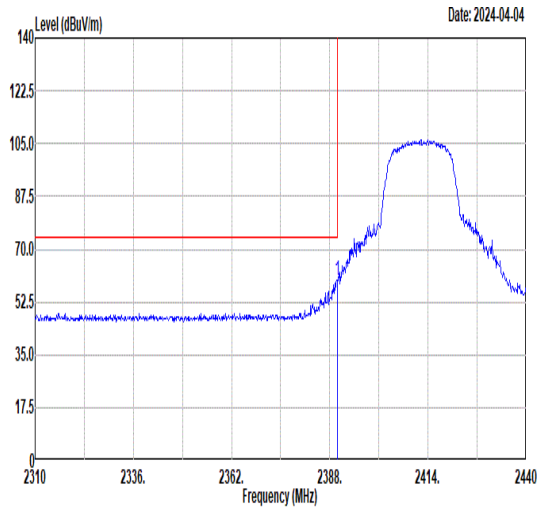 Freq Level Limit Line Margin (dB) Read Level Ant Factor Cable Loss Preamp Factor APos TPos Remark 1 2389.95 59.51 74.00 -14.49 51.57 32.26 7.76 32.08 349 270 PEAK	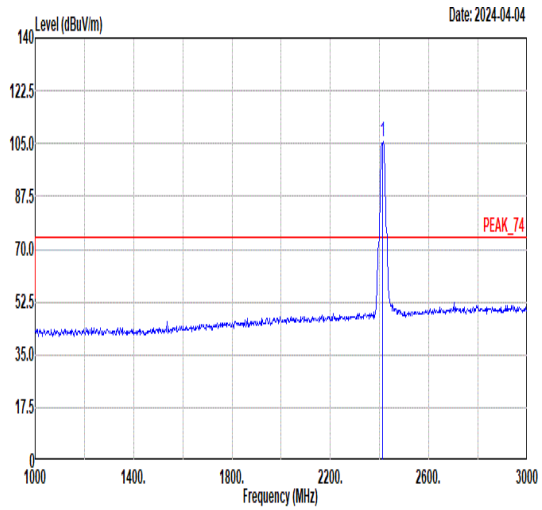 Freq Level Limit Line Margin (dB) Read Level Ant Factor Cable Loss Preamp Factor APos TPos Remark 1 2412.00 105.76 ------ ------ 97.72 32.31 7.81 32.08 349 270 PEAK
Avg	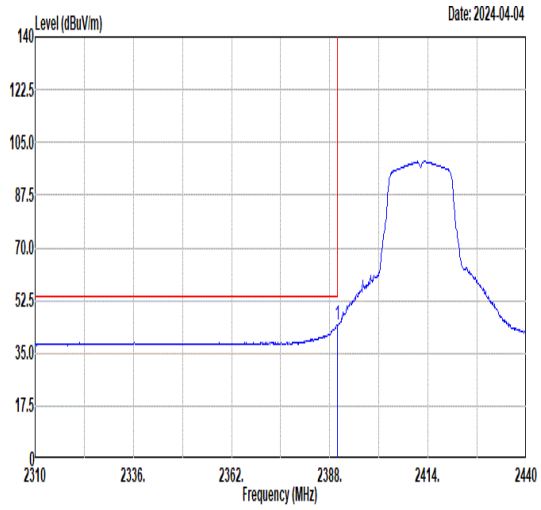 Freq Level Limit Line Margin (dB) Read Level Ant Factor Cable Loss Preamp Factor APos TPos Remark 1 2389.95 44.53 54.00 -9.47 36.59 32.26 7.76 32.08 349 270 AVERAGE	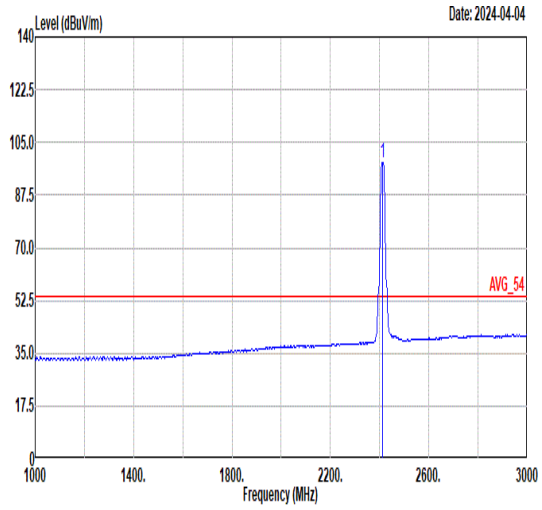 Freq Level Limit Line Margin (dB) Read Level Ant Factor Cable Loss Preamp Factor APos TPos Remark 1 2412.00 98.50 ------ ------ 90.46 32.31 7.81 32.08 349 270 AVERAGE

Mode	4	
	Band Edge	
	2400-2483.5_802.11g_CH01_2412MHz	
Pol.	Vertical	Fundamental
Peak	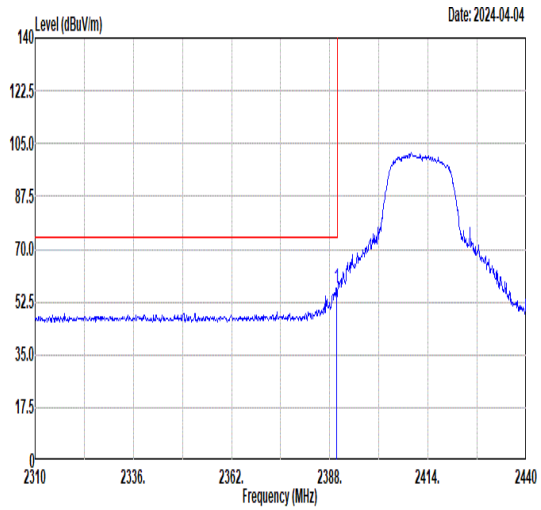 Freq Level Limit Line Margin (dB) Read Level Ant Factor Cable Loss Preamp Factor APos TPos Remark 1 2389.82 57.13 74.00 -16.87 49.19 32.26 7.76 32.08 354 236 PEAK	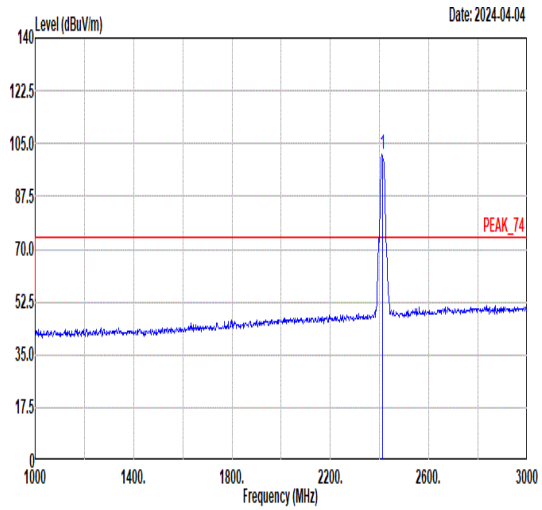 Freq Level Limit Line Margin (dB) Read Level Ant Factor Cable Loss Preamp Factor APos TPos Remark 1 2412.00 101.30 ------ ------ 93.27 32.30 7.81 32.08 354 236 PEAK
Avg	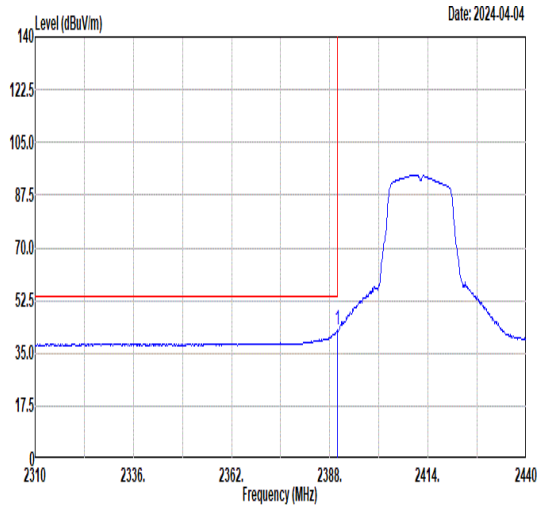 Freq Level Limit Line Margin (dB) Read Level Ant Factor Cable Loss Preamp Factor APos TPos Remark 1 2389.95 43.03 54.00 -10.97 35.09 32.26 7.76 32.08 354 236 AVERAGE	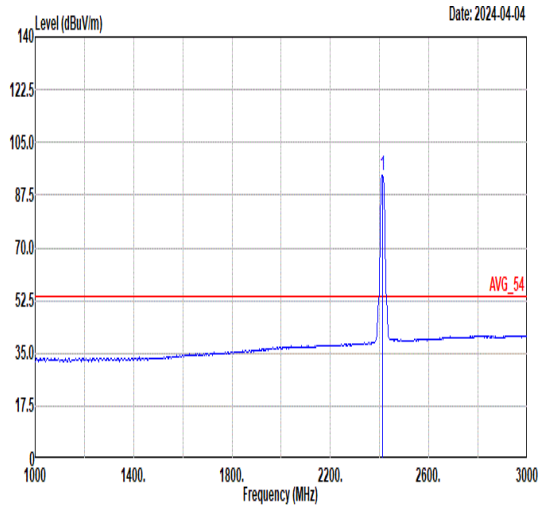 Freq Level Limit Line Margin (dB) Read Level Ant Factor Cable Loss Preamp Factor APos TPos Remark 1 2412.00 94.03 ------ ------ 86.00 32.30 7.81 32.08 354 236 AVERAGE

Mode	4	
	Harmonic	
	2400-2483.5_802.11g_CH01_2412MHz	
Pol.	Horizontal	Vertical
Peak Avg	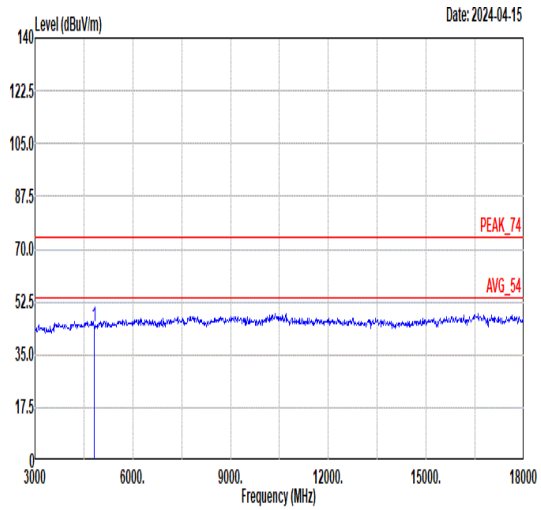 Freq Level Limit Line Margin Read Level Ant Factor Cable Loss Preamp Factor APos TPos Remark MHz dBuV/m dBuV/m dB dBuV dB/m dB dB cm deg 1 4824.00 44.45 74.00 -29.55 50.11 34.83 11.08 51.57 -- -- Peak	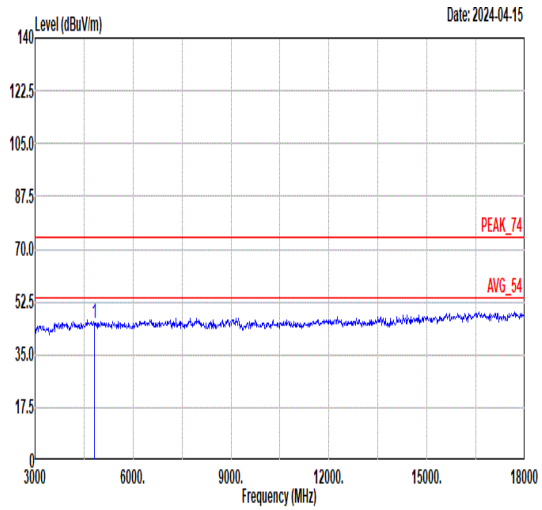 Freq Level Limit Line Margin Read Level Ant Factor Cable Loss Preamp Factor APos TPos Remark MHz dBuV/m dBuV/m dB dBuV dB/m dB dB cm deg 1 4824.00 45.27 74.00 -28.73 50.93 34.83 11.08 51.57 -- -- Peak

Mode	5	
	Harmonic	
	2400-2483.5_802.11g_CH06_2437MHz	
Pol.	Horizontal	Vertical
Peak Avg	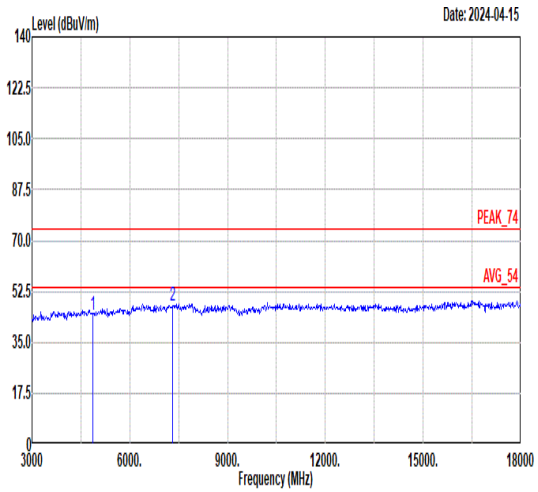 Freq Level Limit Line Margin Read Level Ant Factor Cable Loss Preamp Factor APos TPos Remark MHz dBuV/m dBuV/m dB dBuV dB/m dB dB cm deg 1 4874.00 44.36 74.00 -29.64 49.96 34.85 11.10 51.55 -- -- Peak 2 7311.00 47.39 74.00 -26.61 49.15 36.32 13.08 51.16 -- -- Peak	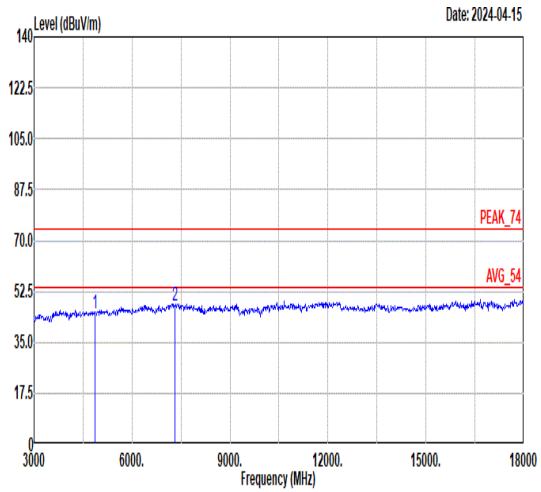 Freq Level Limit Line Margin Read Level Ant Factor Cable Loss Preamp Factor APos TPos Remark MHz dBuV/m dBuV/m dB dBuV dB/m dB dB cm deg 1 4874.00 45.09 74.00 -28.91 50.69 34.85 11.10 51.55 -- -- Peak 2 7311.00 47.66 74.00 -26.34 49.42 36.32 13.08 51.16 -- -- Peak

Mode	6	
	Band Edge	
	2400-2483.5_802.11g_CH11_2462MHz	
Pol.	Horizontal	Fundamental
Peak	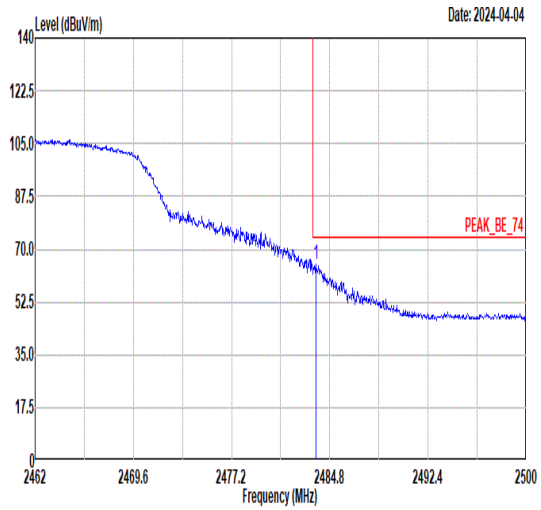 Freq Level Limit Line Margin (dB) Read Level Ant Factor Cable Loss Preamp Factor APos TPos Remark MHz dBuV/m dBuV/m dBuV dB/m dB dB cm deg 1 2483.74 64.79 74.00 -9.21 56.55 32.46 7.88 32.10 368 131 PEAK	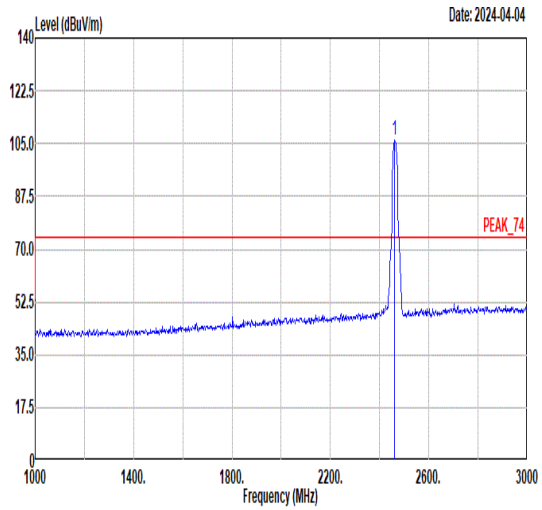 Freq Level Limit Line Margin (dB) Read Level Ant Factor Cable Loss Preamp Factor APos TPos Remark MHz dBuV/m dBuV/m dBuV dB/m dB dB cm deg 1 2462.00 106.24 ------ ------ 98.07 32.41 7.85 32.09 368 131 PEAK
Avg	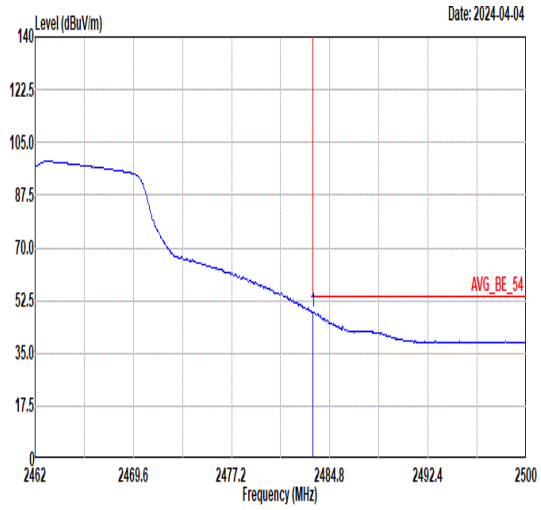 Freq Level Limit Line Margin (dB) Read Level Ant Factor Cable Loss Preamp Factor APos TPos Remark MHz dBuV/m dBuV/m dBuV dB/m dB dB cm deg 1 2483.51 48.69 54.00 -5.31 40.45 32.46 7.88 32.10 368 131 AVERAGE	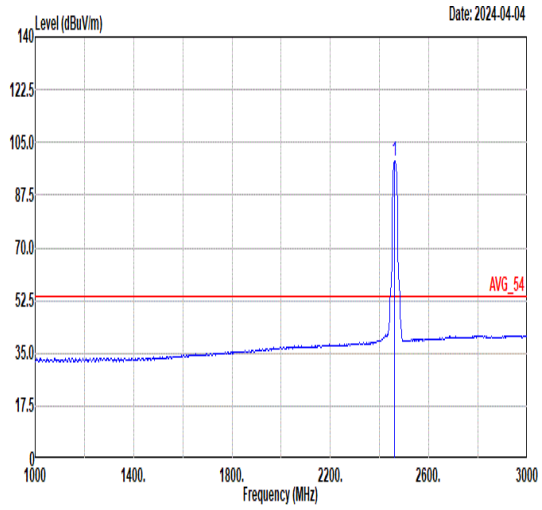 Freq Level Limit Line Margin (dB) Read Level Ant Factor Cable Loss Preamp Factor APos TPos Remark MHz dBuV/m dBuV/m dBuV dB/m dB dB cm deg 1 2462.00 98.78 ------ ------ 90.59 32.42 7.86 32.09 368 131 AVERAGE

Mode	6	
	Band Edge	
	2400-2483.5_802.11g_CH11_2462MHz	
Pol.	Vertical	Fundamental
Peak	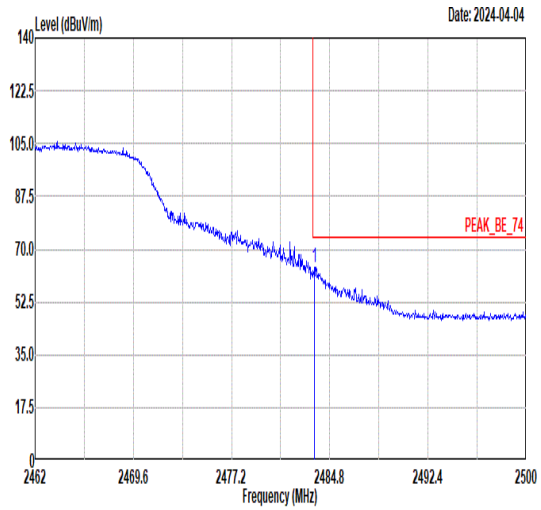 Freq Level Limit Line Margin (dB) Read Level Ant Factor Cable Loss Preamp Factor APos TPos Remark MHz dBuV/m dBuV/m dBuV dB/m dB dB cm deg 1 2483.62 64.15 74.00 -9.85 55.91 32.46 7.88 32.10 370 224 PEAK	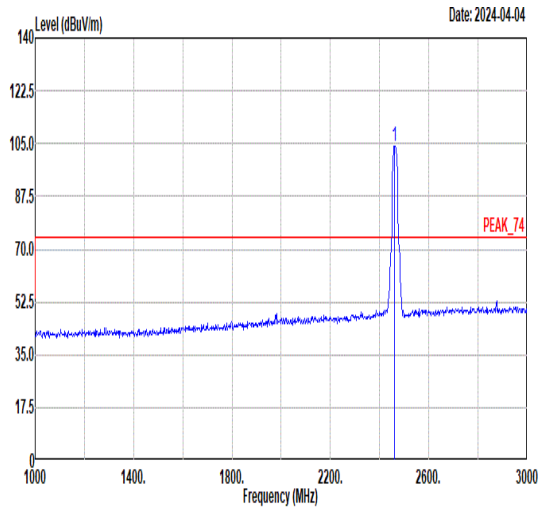 Freq Level Limit Line Margin (dB) Read Level Ant Factor Cable Loss Preamp Factor APos TPos Remark MHz dBuV/m dBuV/m dBuV dB/m dB dB cm deg 1 2462.00 103.96 ------ ------ 95.77 32.42 7.86 32.09 370 224 PEAK
Avg	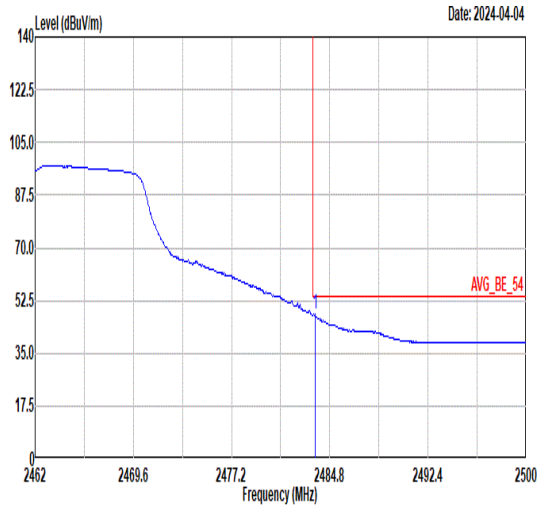 Freq Level Limit Line Margin (dB) Read Level Ant Factor Cable Loss Preamp Factor APos TPos Remark MHz dBuV/m dBuV/m dBuV dB/m dB dB cm deg 1 2483.66 47.93 54.00 -6.07 39.69 32.46 7.88 32.10 370 224 AVERAGE	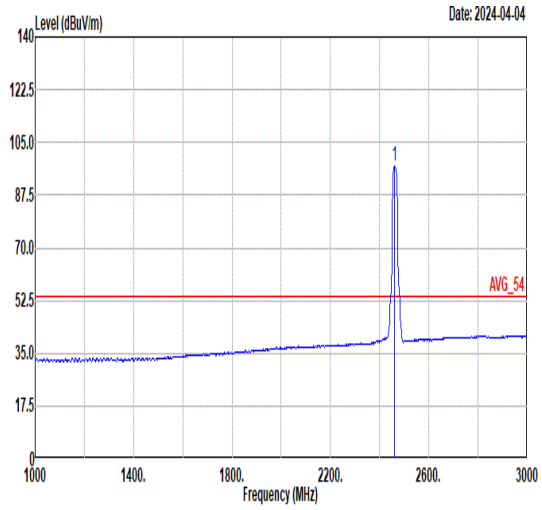 Freq Level Limit Line Margin (dB) Read Level Ant Factor Cable Loss Preamp Factor APos TPos Remark MHz dBuV/m dBuV/m dBuV dB/m dB dB cm deg 1 2462.00 97.04 ------ ------ 88.85 32.42 7.86 32.09 370 224 AVERAGE

Mode	6	
	Harmonic	
	2400-2483.5_802.11g_CH11_2462MHz	
Pol.	Horizontal	Vertical
Peak Avg	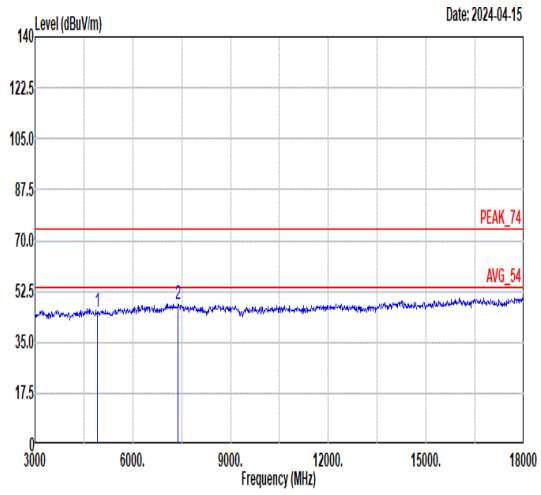 Freq Level Limit Line Margin Read Level Ant Factor Cable Loss Preamp Factor APos TPos Remark MHz dBuV/m dBuV/m dB dBuV dB/m dB dB cm deg 1 4924.00 45.38 74.00 -28.62 50.92 34.87 11.12 51.53 -- -- Peak 2 7386.00 47.92 74.00 -26.08 49.62 36.35 13.13 51.18 -- -- Peak	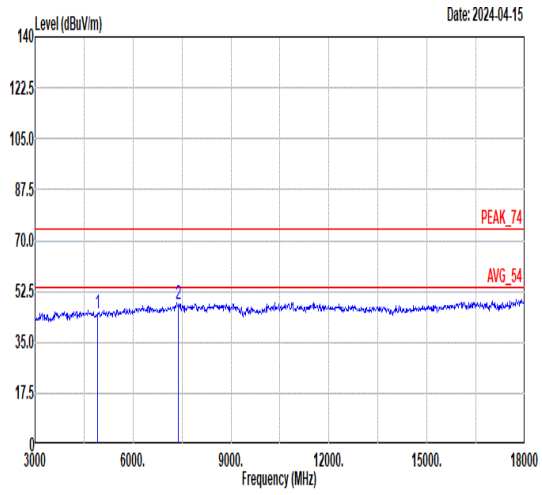 Freq Level Limit Line Margin Read Level Ant Factor Cable Loss Preamp Factor APos TPos Remark MHz dBuV/m dBuV/m dB dBuV dB/m dB dB cm deg 1 4924.00 44.95 74.00 -29.05 50.49 34.87 11.12 51.53 -- -- Peak 2 7386.00 47.94 74.00 -26.06 49.64 36.35 13.13 51.18 -- -- Peak

Mode	7	
	Band Edge	
	2400-2483.5_802.11n HT20_CH01_2412MHz	
Pol.	Horizontal	Fundamental
Peak	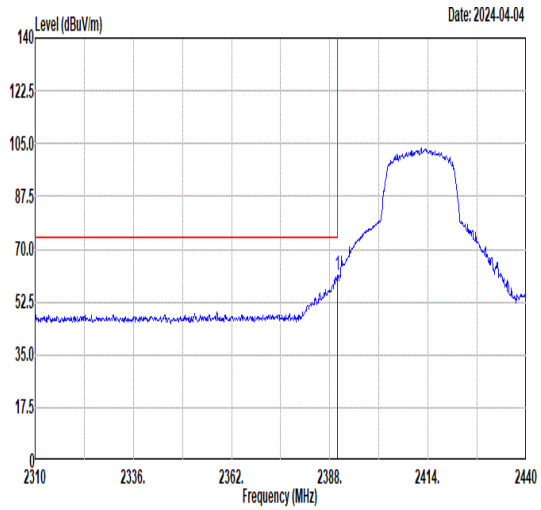 Freq Level Limit Line Margin Read Level Ant Factor Cable Loss Preamp Factor APos TPos Remark MHz dBuV/m dBuV/m dB dBuV dB/m dB dB cm deg 1 2389.95 61.42 74.00 -12.58 53.48 32.26 7.76 32.08 351 284 PEAK	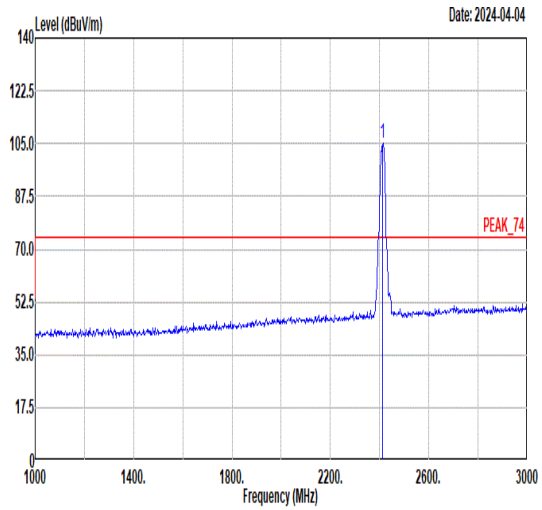 Freq Level Limit Line Margin Read Level Ant Factor Cable Loss Preamp Factor APos TPos Remark MHz dBuV/m dBuV/m dB dBuV dB/m dB dB cm deg 1 2412.00 104.99 ------ ------ 96.95 32.31 7.81 32.08 351 284 PEAK
Avg	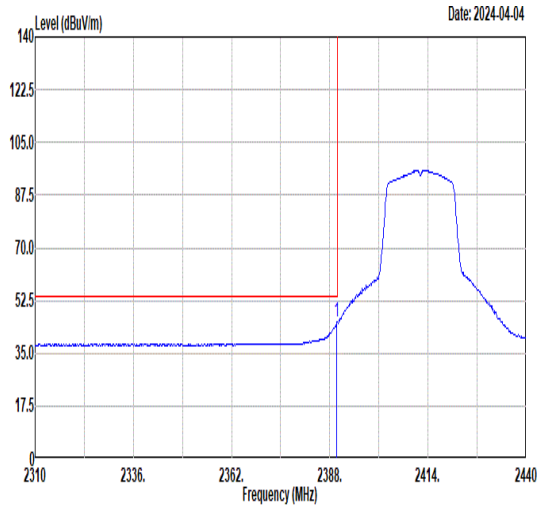 Freq Level Limit Line Margin Read Level Ant Factor Cable Loss Preamp Factor APos TPos Remark MHz dBuV/m dBuV/m dB dBuV dB/m dB dB cm deg 1 2389.82 45.20 54.00 -8.80 37.26 32.26 7.76 32.08 351 284 AVERAGE	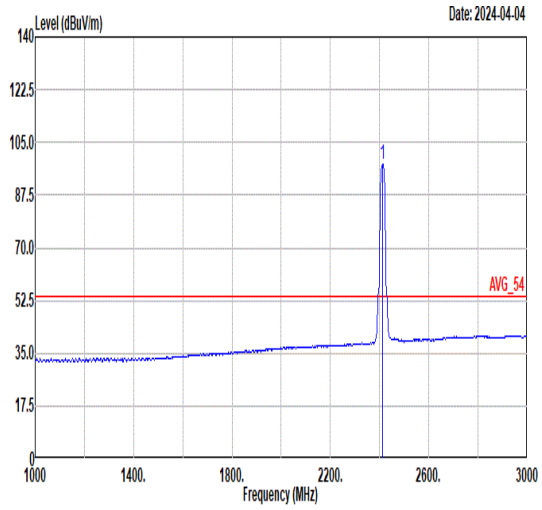 Freq Level Limit Line Margin Read Level Ant Factor Cable Loss Preamp Factor APos TPos Remark MHz dBuV/m dBuV/m dB dBuV dB/m dB dB cm deg 1 2412.00 97.70 ------ ------ 89.66 32.31 7.81 32.08 351 284 AVERAGE

Mode	7	
	Band Edge	
	2400-2483.5_802.11n HT20_CH01_2412MHz	
Pol.	Vertical	Fundamental
Peak	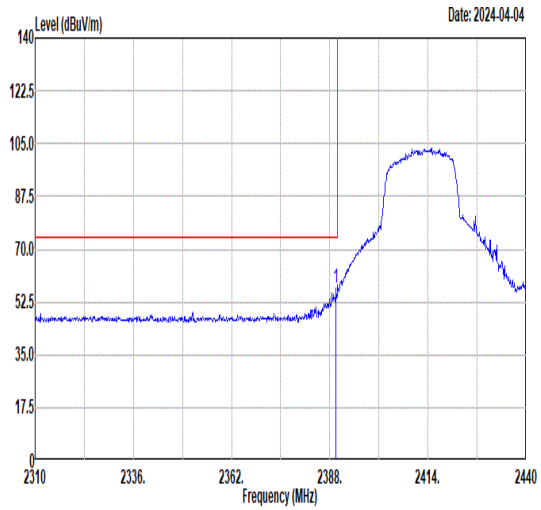 Freq Level Limit Line Margin Read Level Ant Factor Cable Loss Preamp Factor APos TPos Remark MHz dBuV/m dBuV/m dB dBuV dB/m dB dB cm deg 1 2389.69 57.12 74.00 -16.88 49.18 32.26 7.76 32.08 387 226 PEAK	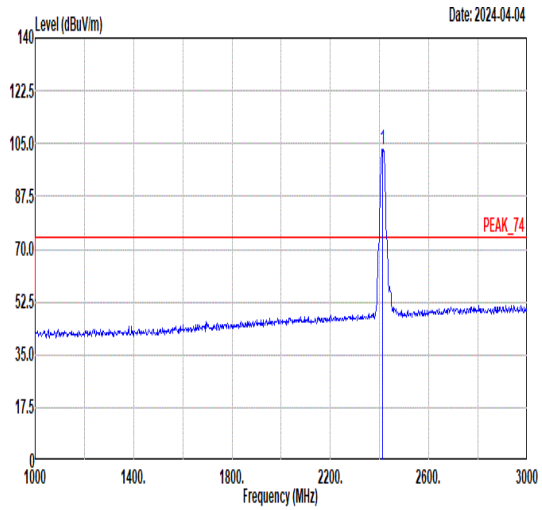 Freq Level Limit Line Margin Read Level Ant Factor Cable Loss Preamp Factor APos TPos Remark MHz dBuV/m dBuV/m dB dBuV dB/m dB dB cm deg 1 2412.00 103.07 ------ ------ 95.03 32.31 7.81 32.08 387 226 PEAK
Avg	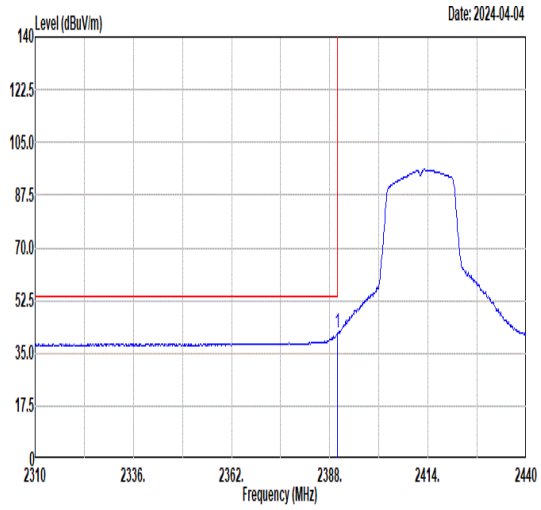 Freq Level Limit Line Margin Read Level Ant Factor Cable Loss Preamp Factor APos TPos Remark MHz dBuV/m dBuV/m dB dBuV dB/m dB dB cm deg 1 2389.95 41.54 54.00 -12.46 33.60 32.26 7.76 32.08 387 226 AVERAGE	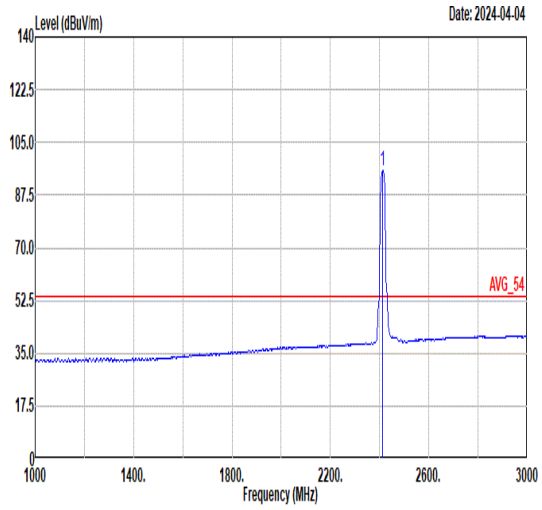 Freq Level Limit Line Margin Read Level Ant Factor Cable Loss Preamp Factor APos TPos Remark MHz dBuV/m dBuV/m dB dBuV dB/m dB dB cm deg 1 2412.00 95.78 ------ ------ 87.74 32.31 7.81 32.08 387 226 AVERAGE

Mode	7	
	Harmonic	
	2400-2483.5_802.11n HT20_CH01_2412MHz	
Pol.	Horizontal	Vertical
Peak Avg	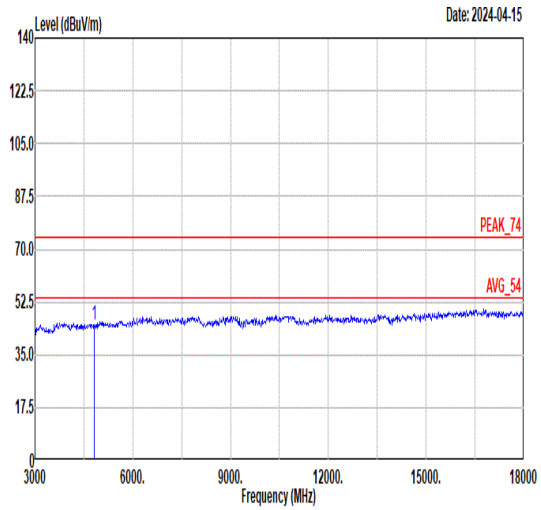 Freq Level Limit Line Margin Read Level Ant Factor Cable Loss Preamp Factor APos TPos Remark MHz dBuV/m dBuV/m dB dBuV dB/m dB dB cm deg 1 4824.00 44.87 74.00 -29.13 50.53 34.83 11.08 51.57 -- -- Peak	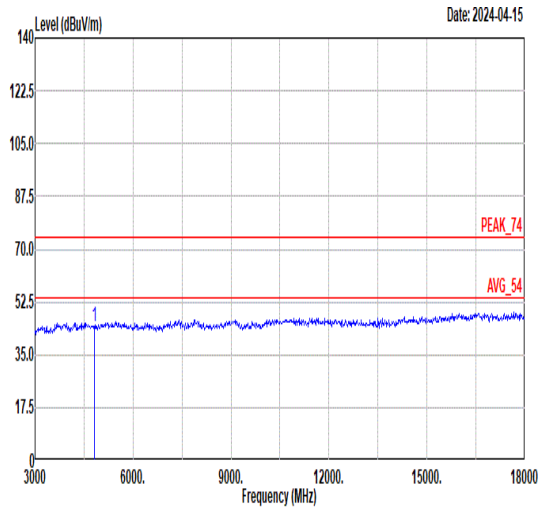 Freq Level Limit Line Margin Read Level Ant Factor Cable Loss Preamp Factor APos TPos Remark MHz dBuV/m dBuV/m dB dBuV dB/m dB dB cm deg 1 4824.00 44.61 74.00 -29.39 50.27 34.83 11.08 51.57 -- -- Peak

Mode	8	
	Harmonic	
	2400-2483.5_802.11n HT20_CH06_2437MHz	
Pol.	Horizontal	Vertical
Peak Avg	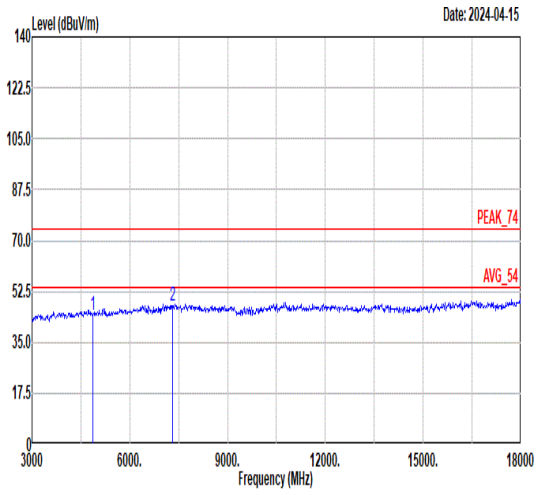 Freq Level Limit Line Margin Read Level Ant Factor Cable Loss Preamp Factor APos TPos Remark MHz dBuV/m dBuV/m dB dBuV dB/m dB dB cm deg 1 4874.00 44.23 74.00 -29.77 49.83 34.85 11.10 51.55 -- -- Peak 2 7311.00 47.49 74.00 -26.51 49.25 36.32 13.08 51.16 -- -- Peak	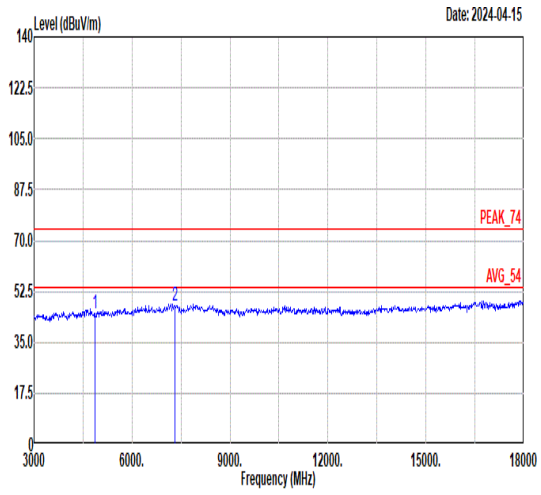 Freq Level Limit Line Margin Read Level Ant Factor Cable Loss Preamp Factor APos TPos Remark MHz dBuV/m dBuV/m dB dBuV dB/m dB dB cm deg 1 4874.00 44.90 74.00 -29.10 50.50 34.85 11.10 51.55 -- -- Peak 2 7311.00 47.43 74.00 -26.57 49.19 36.32 13.08 51.16 -- -- Peak

Mode	9	
	Band Edge	
	2400-2483.5_802.11n HT20_CH11_2462MHz	
Pol.	Horizontal	Fundamental
Peak	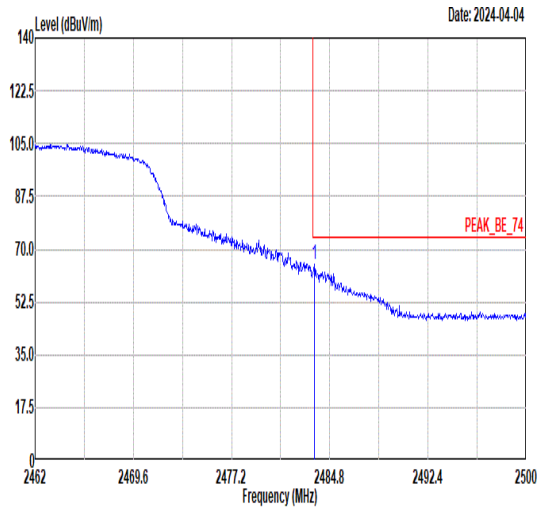 Freq Level Limit Line Margin (dB) Read Level Ant Factor Cable Loss Preamp Factor APos TPos Remark 1 2483.58 64.75 74.00 -9.25 56.51 32.46 7.88 32.10 369 133 PEAK	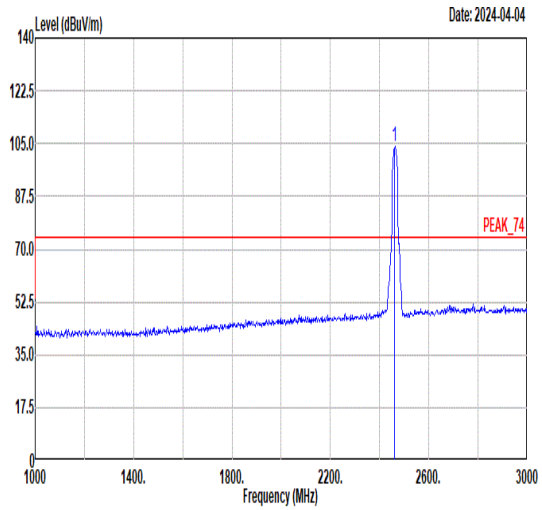 Freq Level Limit Line Margin (dB) Read Level Ant Factor Cable Loss Preamp Factor APos TPos Remark 1 2462.00 103.86 ------ ------ 95.67 32.42 7.86 32.09 369 133 PEAK
Avg	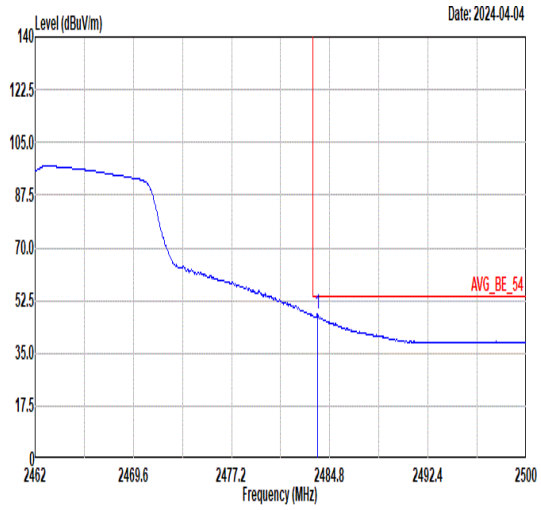 Freq Level Limit Line Margin (dB) Read Level Ant Factor Cable Loss Preamp Factor APos TPos Remark 1 2483.85 48.01 54.00 -5.99 39.77 32.46 7.88 32.10 369 133 AVERAGE	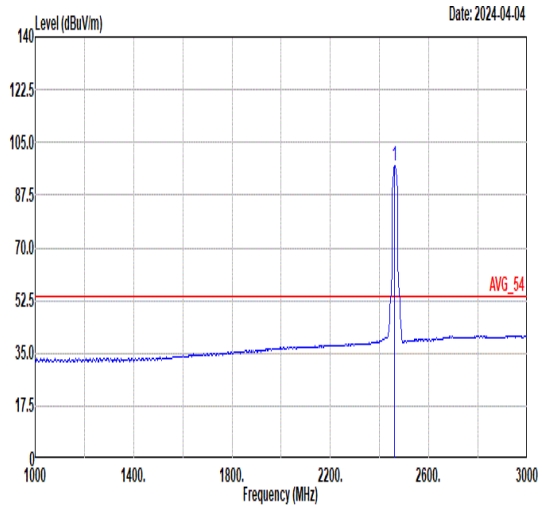 Freq Level Limit Line Margin (dB) Read Level Ant Factor Cable Loss Preamp Factor APos TPos Remark 1 2462.00 97.11 ------ ------ 88.92 32.42 7.86 32.09 369 133 AVERAGE

Mode	9	
	Band Edge	
	2400-2483.5_802.11n HT20_CH11_2462MHz	
Pol.	Vertical	Fundamental
Peak	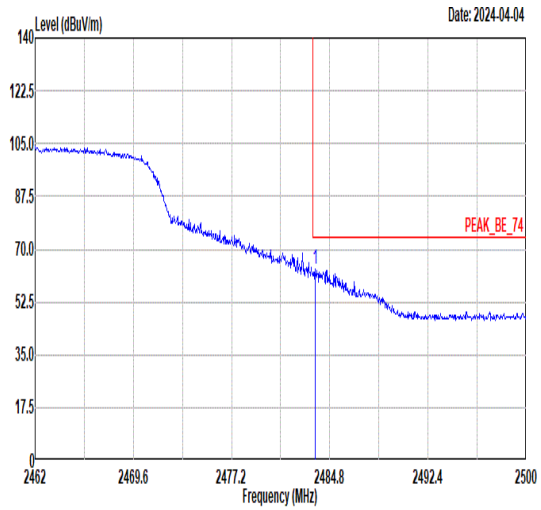 Freq Level Limit Line Margin (dB) Read Level Ant Factor Cable Loss Preamp Factor APos TPos Remark 1 2483.66 63.34 74.00 -10.66 55.10 32.46 7.88 32.10 371 224 PEAK	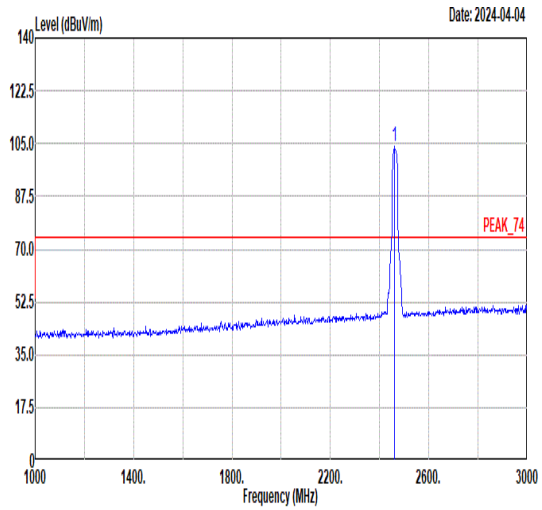 Freq Level Limit Line Margin (dB) Read Level Ant Factor Cable Loss Preamp Factor APos TPos Remark 1 2462.00 104.17 ------ ------ 96.00 32.41 7.85 32.09 371 224 PEAK
Avg	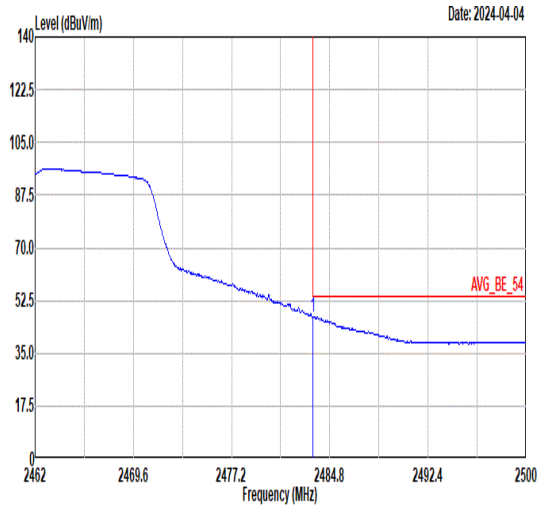 Freq Level Limit Line Margin (dB) Read Level Ant Factor Cable Loss Preamp Factor APos TPos Remark 1 2483.51 47.11 54.00 -6.89 38.87 32.46 7.88 32.10 371 224 AVERAGE	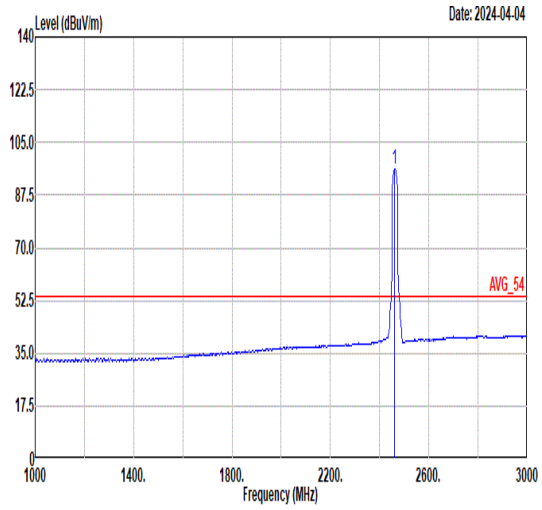 Freq Level Limit Line Margin (dB) Read Level Ant Factor Cable Loss Preamp Factor APos TPos Remark 1 2462.00 96.12 ------ ------ 87.93 32.42 7.86 32.09 371 224 AVERAGE

Mode	9	
	Harmonic	
	2400-2483.5_802.11n HT20_CH11_2462MHz	
Pol.	Horizontal	Vertical
Peak Avg	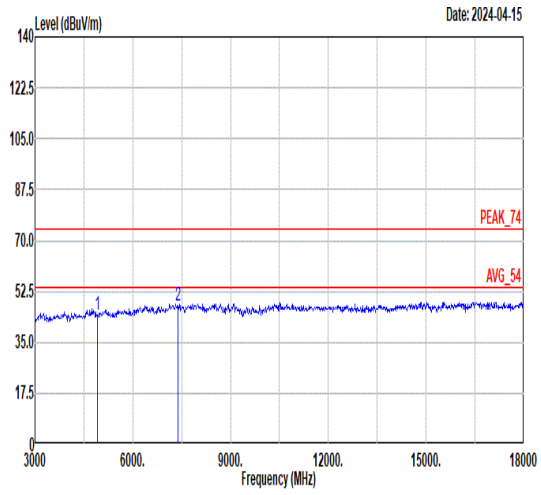 Freq Level Limit Line Margin Read Level Ant Factor Cable Loss Preamp Factor APos TPos Remark MHz dBuV/m dBuV/m dB dBuV dB/m dB dB cm deg 1 4924.00 44.37 74.00 -29.63 49.91 34.87 11.12 51.53 -- -- Peak 2 7386.00 47.39 74.00 -26.61 49.09 36.35 13.13 51.18 -- -- Peak	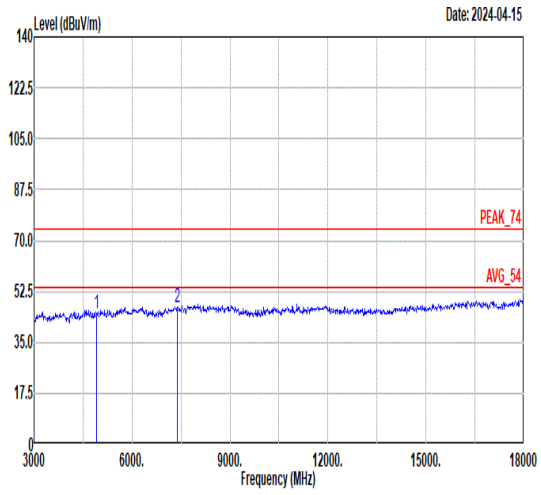 Freq Level Limit Line Margin Read Level Ant Factor Cable Loss Preamp Factor APos TPos Remark MHz dBuV/m dBuV/m dB dBuV dB/m dB dB cm deg 1 4924.00 45.12 74.00 -28.88 50.66 34.87 11.12 51.53 -- -- Peak 2 7386.00 46.87 74.00 -27.13 48.57 36.35 13.13 51.18 -- -- Peak

Mode	10	
	Band Edge - L	
	2400-2483.5_802.11n HT40_CH03_2422MHz	
Pol.	Horizontal	Fundamental
Peak	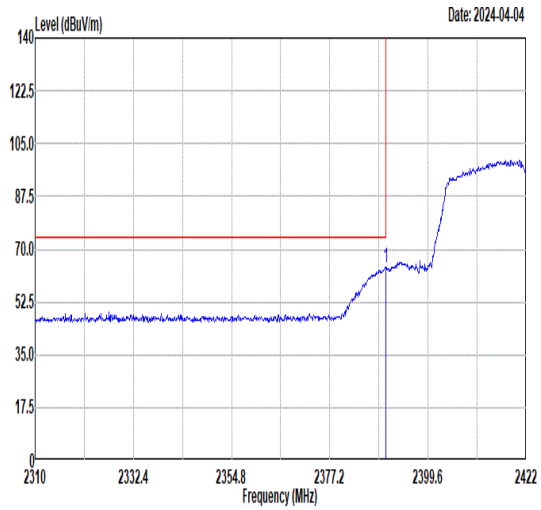 Freq Level Limit Line Margin (dB) Read Level Ant Factor Cable Loss Preamp Factor APos TPos Remark 1 2389.97 64.10 74.00 -9.90 56.16 32.26 7.76 32.08 351 285 PEAK	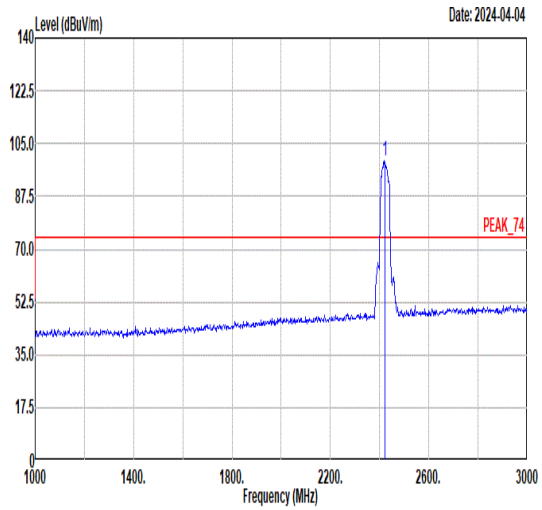 Freq Level Limit Line Margin (dB) Read Level Ant Factor Cable Loss Preamp Factor APos TPos Remark 1 2422.00 99.41 ------ ------ 91.35 32.32 7.82 32.08 351 285 PEAK
Avg	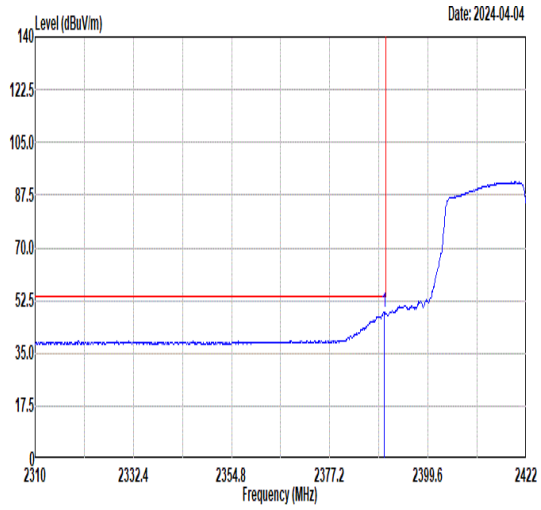 Freq Level Limit Line Margin (dB) Read Level Ant Factor Cable Loss Preamp Factor APos TPos Remark 1 2389.63 48.75 54.00 -5.25 40.81 32.26 7.76 32.08 351 285 AVERAGE	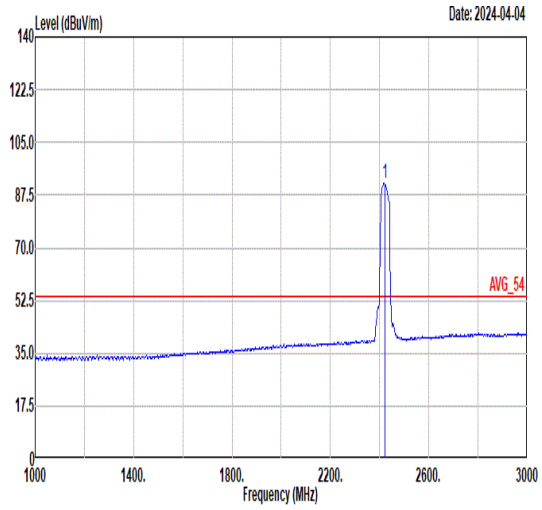 Freq Level Limit Line Margin (dB) Read Level Ant Factor Cable Loss Preamp Factor APos TPos Remark 1 2422.00 91.49 ------ ------ 83.43 32.32 7.82 32.08 351 285 AVERAGE

Mode	10	
	Band Edge - R	
	2400-2483.5_802.11n HT40_CH03_2422MHz	
Pol.	Horizontal	Fundamental
Peak	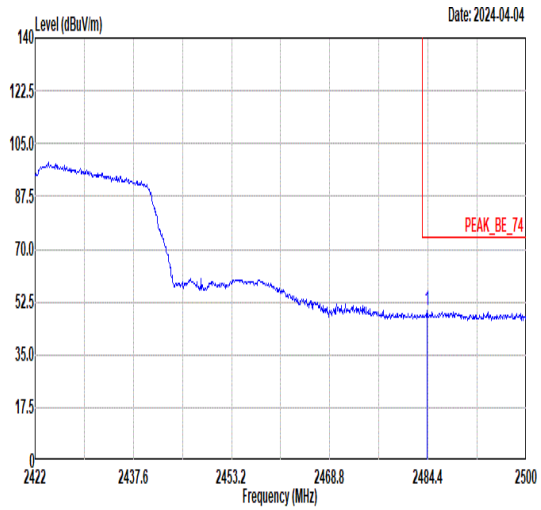 Freq Level Limit Line Margin (dB) Read Level Ant Factor Cable Loss Preamp Factor APos TPos Remark MHz dBuV/m dBuV/m dBuV dB/m dB dB cm deg 1 2484.24 49.51 74.00 -24.49 41.26 32.47 7.88 32.10 351 285 PEAK	Blank
Avg	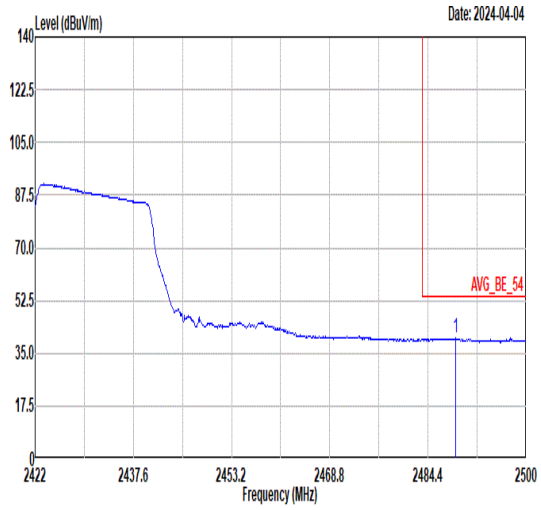 Freq Level Limit Line Margin (dB) Read Level Ant Factor Cable Loss Preamp Factor APos TPos Remark MHz dBuV/m dBuV/m dBuV dB/m dB dB cm deg 1 2488.77 40.03 54.00 -13.97 31.77 32.48 7.88 32.10 351 285 AVERAGE	Blank

Mode	10	
	Band Edge - L	
	2400-2483.5_802.11n HT40_CH03_2422MHz	
Pol.	Vertical	Fundamental
Peak	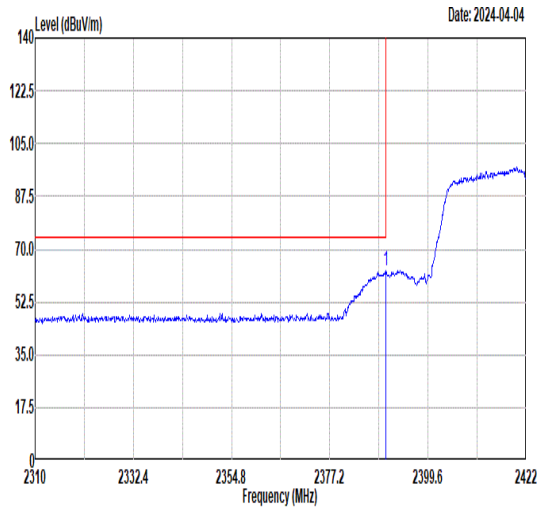 Freq Level Limit Line Margin (dB) Read Level Ant Factor Cable Loss Preamp Factor APos TPos Remark 1 2389.97 62.68 74.00 -11.32 54.74 32.26 7.76 32.08 352 234 PEAK	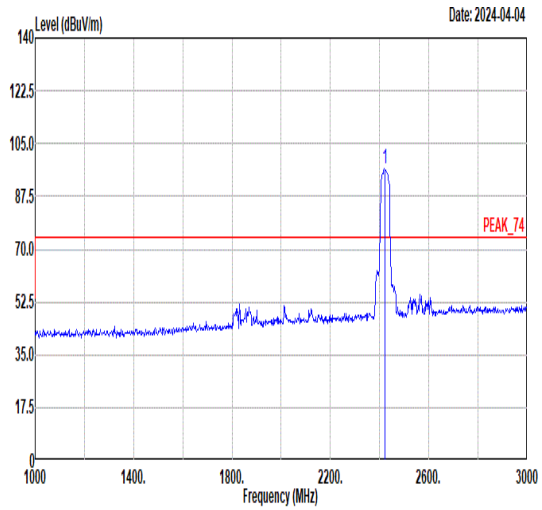 Freq Level Limit Line Margin (dB) Read Level Ant Factor Cable Loss Preamp Factor APos TPos Remark 1 2422.00 96.77 ------ ------ 88.72 32.32 7.81 32.08 352 234 PEAK
Avg	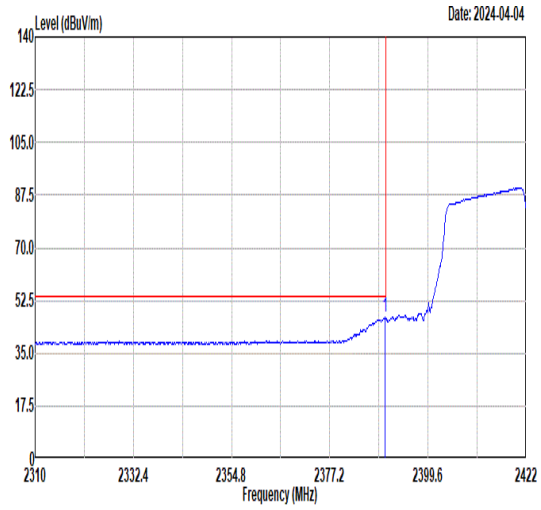 Freq Level Limit Line Margin (dB) Read Level Ant Factor Cable Loss Preamp Factor APos TPos Remark 1 2389.86 47.07 54.00 -6.93 39.13 32.26 7.76 32.08 352 234 AVERAGE	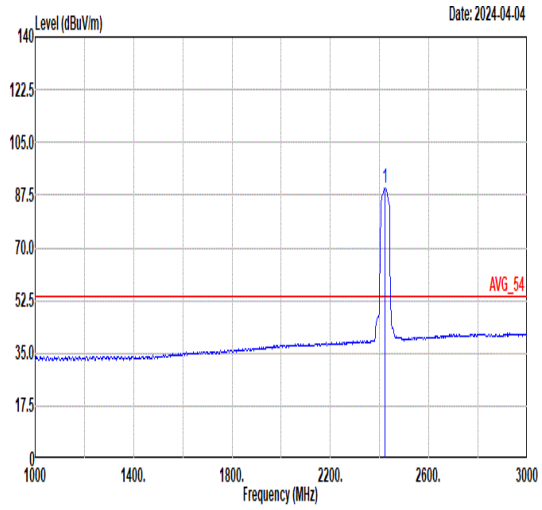 Freq Level Limit Line Margin (dB) Read Level Ant Factor Cable Loss Preamp Factor APos TPos Remark 1 2422.00 90.07 ------ ------ 82.00 32.33 7.82 32.08 352 234 AVERAGE

Mode	10	
	Band Edge - R	
	2400-2483.5_802.11n HT40_CH03_2422MHz	
Pol.	Vertical	Fundamental
Peak	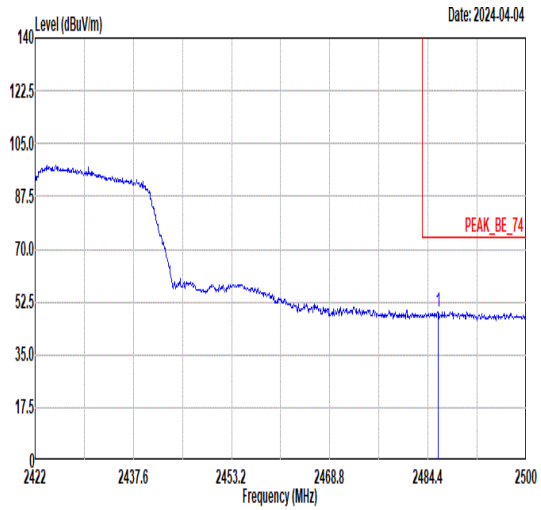 Freq Level Limit Line Margin (dB) Read Level Ant Factor Cable Loss Preamp Factor APos TPos Remark MHz dBuV/m dBuV/m dBuV dB/m dB dB cm deg 1 2485.96 49.30 74.00 -24.70 41.05 32.47 7.88 32.10 352 234 PEAK	Blank
Avg	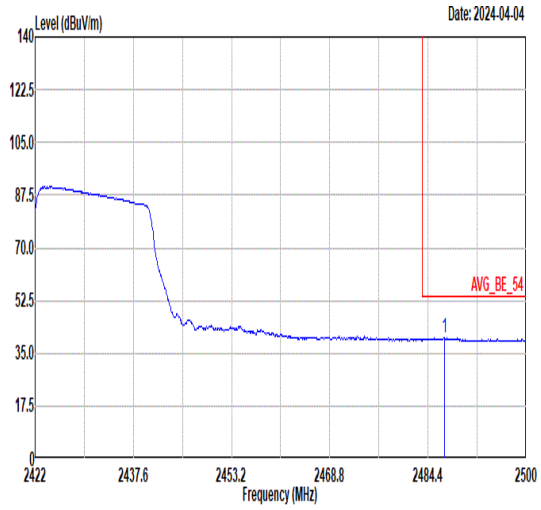 Freq Level Limit Line Margin (dB) Read Level Ant Factor Cable Loss Preamp Factor APos TPos Remark MHz dBuV/m dBuV/m dBuV dB/m dB dB cm deg 1 2486.97 40.28 54.00 -13.72 32.03 32.47 7.88 32.10 352 234 AVERAGE	Blank

Mode	10	
	Harmonic	
	2400-2483.5_802.11n HT40_CH03_2422MHz	
Pol.	Horizontal	Vertical
Peak Avg	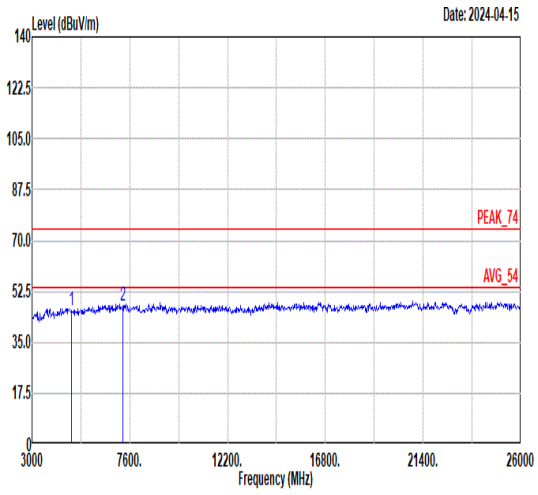 Freq Level Limit Line Margin Read Level Ant Factor Cable Loss Preamp Factor APos TPos Remark MHz dBuV/m dBuV/m dB dBuV dB/m dB dB cm deg 1 4844.00 45.84 74.00 -28.16 51.47 34.84 11.09 51.56 -- -- Peak 2 7266.00 47.37 74.00 -26.63 49.16 36.31 13.05 51.15 -- -- Peak	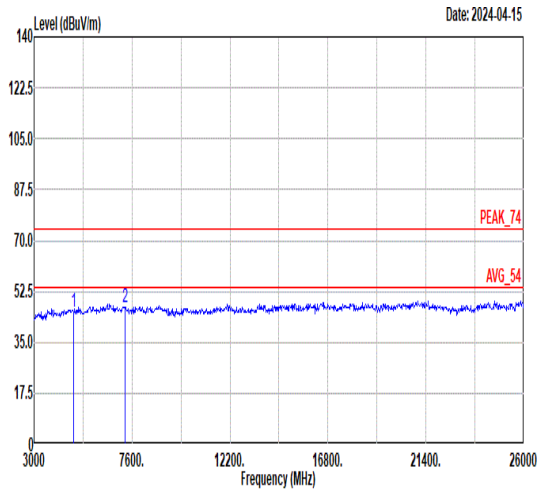 Freq Level Limit Line Margin Read Level Ant Factor Cable Loss Preamp Factor APos TPos Remark MHz dBuV/m dBuV/m dB dBuV dB/m dB dB cm deg 1 4844.00 45.36 74.00 -28.64 50.99 34.84 11.09 51.56 -- -- Peak 2 7266.00 47.12 74.00 -26.88 48.91 36.31 13.05 51.15 -- -- Peak

Mode	11	
	Band Edge - L	
	2400-2483.5_802.11n HT40_CH09_2452MHz	
Pol.	Horizontal	Fundamental
Peak	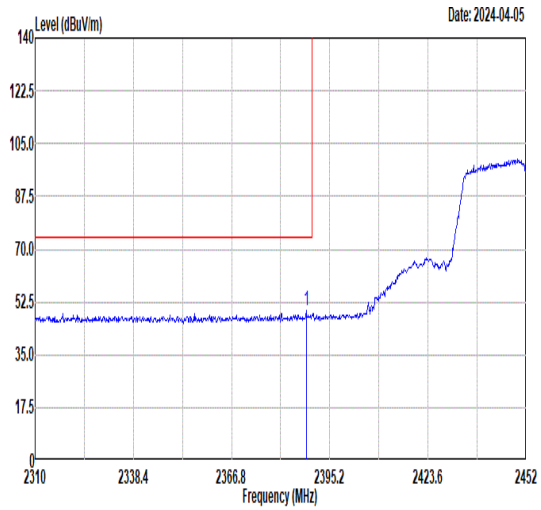 Freq Level Limit Line Margin (dB) Read Level Ant Factor Cable Loss Preamp Factor APos TPos Remark 1 2388.38 49.70 74.00 -24.30 41.77 32.25 7.76 32.08 330 285 PEAK	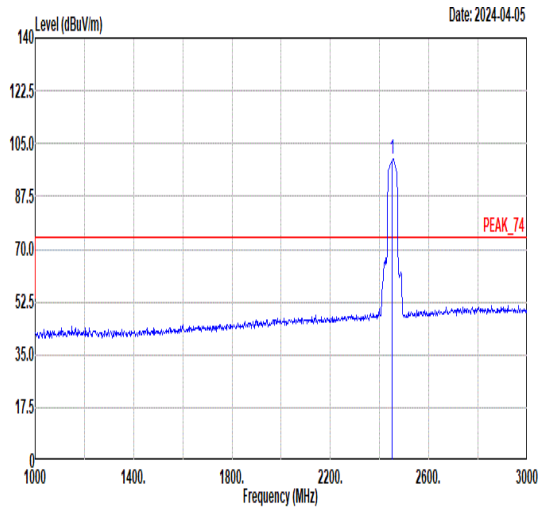 Freq Level Limit Line Margin (dB) Read Level Ant Factor Cable Loss Preamp Factor APos TPos Remark 1 2452.00 100.02 ------ ------ 91.86 32.40 7.85 32.09 330 285 PEAK
Avg	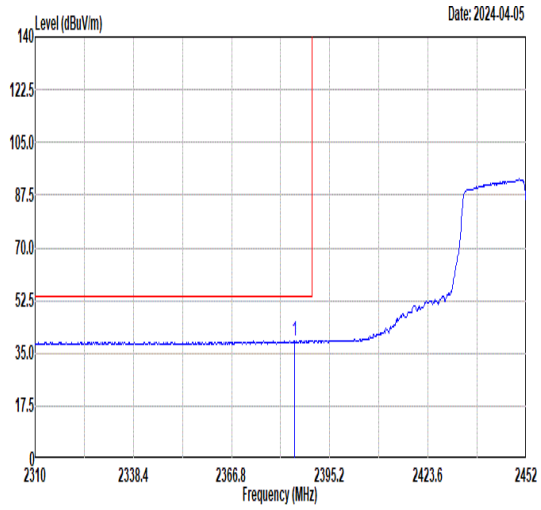 Freq Level Limit Line Margin (dB) Read Level Ant Factor Cable Loss Preamp Factor APos TPos Remark 1 2384.98 39.04 54.00 -14.96 31.12 32.25 7.75 32.08 330 285 AVERAGE	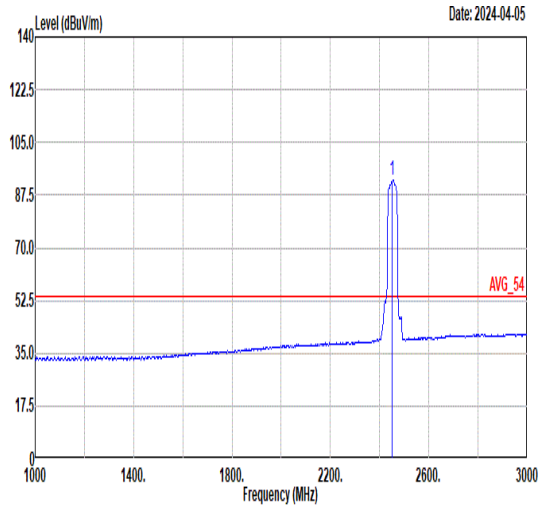 Freq Level Limit Line Margin (dB) Read Level Ant Factor Cable Loss Preamp Factor APos TPos Remark 1 2452.00 92.52 ------ ------ 84.36 32.40 7.85 32.09 330 285 AVERAGE

Mode	11	
	Band Edge - R	
	2400-2483.5_802.11n HT40_CH09_2452MHz	
Pol.	Horizontal	Fundamental
Peak	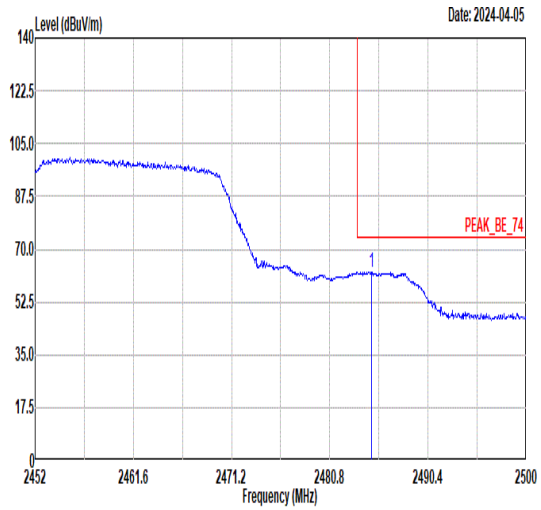 Freq Level Limit Line Margin (dB) Read Level Ant Factor Cable Loss Preamp Factor APos TPos Remark MHz dBuV/m dBuV/m dBuV dB/m dB dB cm deg 1 2484.88 62.46 74.00 -11.54 54.21 32.47 7.88 32.10 330 285 PEAK	Blank
Avg	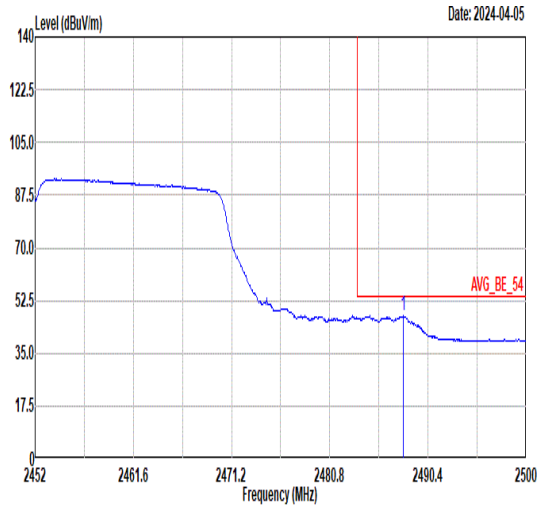 Freq Level Limit Line Margin (dB) Read Level Ant Factor Cable Loss Preamp Factor APos TPos Remark MHz dBuV/m dBuV/m dBuV dB/m dB dB cm deg 1 2487.95 47.51 54.00 -6.49 39.26 32.47 7.88 32.10 330 285 AVERAGE	Blank

Mode	11	
	Band Edge - L	
	2400-2483.5_802.11n HT40_CH09_2452MHz	
Pol.	Vertical	Fundamental
Peak	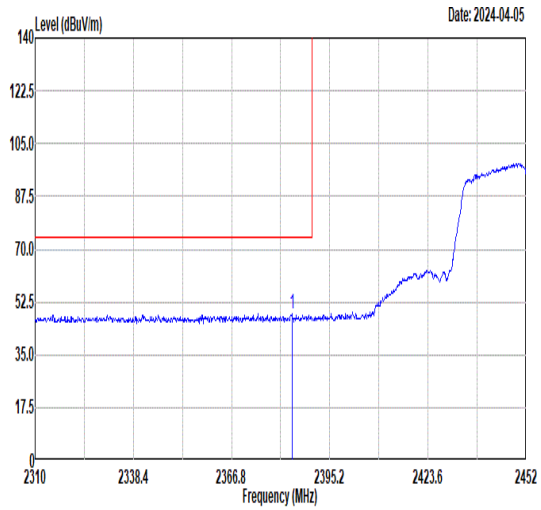 Freq Level Limit Line Margin (dB) Read Level Ant Factor Cable Loss Preamp Factor APos TPos Remark 1 2384.27 48.70 74.00 -25.30 40.79 32.25 7.74 32.08 370 223 PEAK	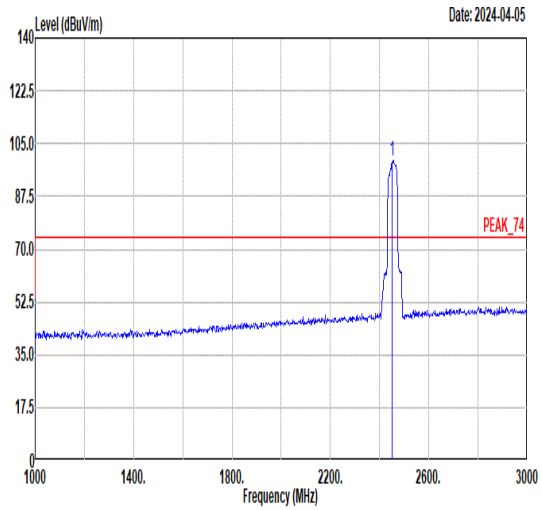 Freq Level Limit Line Margin (dB) Read Level Ant Factor Cable Loss Preamp Factor APos TPos Remark 1 2452.00 99.36 ------ ------ 91.20 32.40 7.85 32.09 370 223 PEAK
Avg	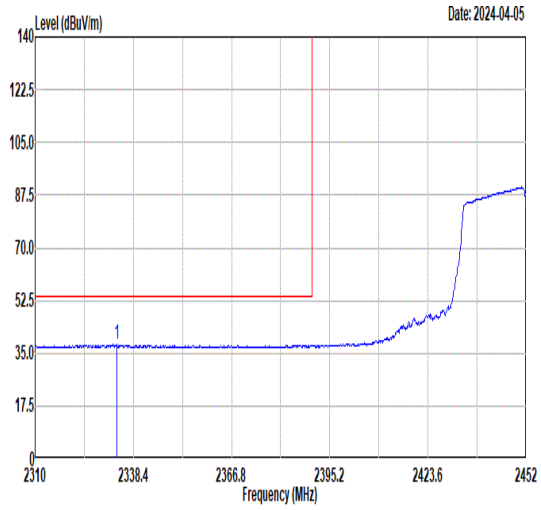 Freq Level Limit Line Margin (dB) Read Level Ant Factor Cable Loss Preamp Factor APos TPos Remark 1 2333.57 38.05 54.00 -15.95 30.39 32.13 7.60 32.07 370 223 AVERAGE	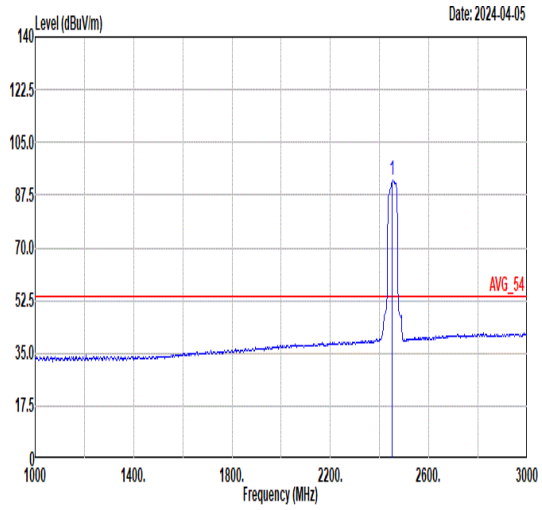 Freq Level Limit Line Margin (dB) Read Level Ant Factor Cable Loss Preamp Factor APos TPos Remark 1 2452.00 92.33 ------ ------ 84.17 32.40 7.85 32.09 370 223 AVERAGE

Mode	11	
	Band Edge - R	
	2400-2483.5_802.11n HT40_CH09_2452MHz	
Pol.	Vertical	Fundamental
Peak	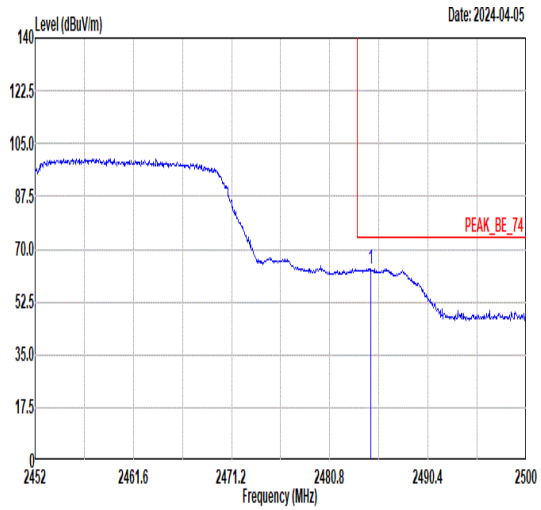 Freq Level Limit Line Margin (dB) Read Level Ant Factor Cable Loss Preamp Factor APos TPos Remark MHz dBuV/m dBuV/m dBuV dB/m dB dB cm deg 1 2484.78 63.34 74.00 -10.66 55.09 32.47 7.88 32.10 370 223 PEAK	Blank
Avg	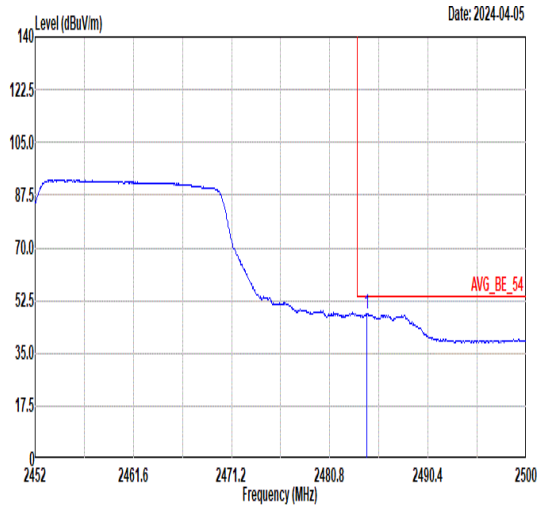 Freq Level Limit Line Margin (dB) Read Level Ant Factor Cable Loss Preamp Factor APos TPos Remark MHz dBuV/m dBuV/m dBuV dB/m dB dB cm deg 1 2484.45 48.06 54.00 -5.94 39.81 32.47 7.88 32.10 370 223 AVERAGE	Blank

Mode	12	
	LF	
	2400-2483.5_802.11n HT40_CH03_2422MHz	
Pol.	Horizontal	Vertical
QP/Peak	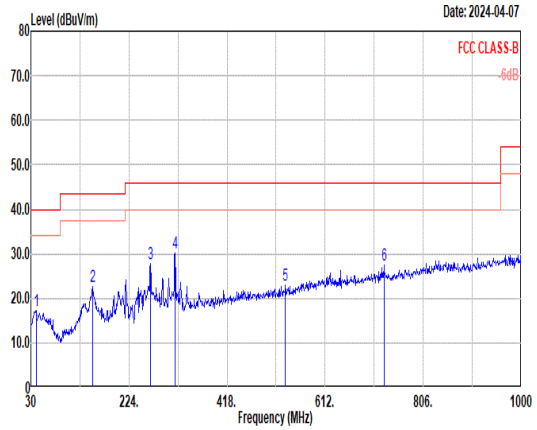	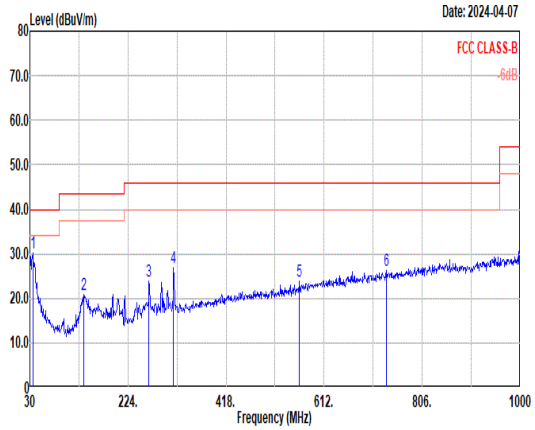

	Freq	Level	Limit Line	Margin	Read Level	Ant Factor	Cable Loss	Preamp Factor	APos	TPos	Remark
	MHz	dBuV/m	dBuV/m	dB	dBuV	dB/m	dB	dB	cm	deg	
1	40.67	17.23	40.00	-22.77	28.44	18.66	1.33	31.20	--	--	Peak
2	152.22	22.64	43.50	-20.86	35.06	16.46	2.21	31.09	--	--	Peak
3	266.68	27.86	46.00	-18.14	36.55	19.64	2.57	30.90	--	--	Peak
4	315.18	30.08	46.00	-15.92	38.43	19.74	2.78	30.87	--	--	Peak
5	533.43	22.90	46.00	-23.10	25.66	24.57	3.57	30.90	--	--	Peak
6	728.40	27.38	46.00	-18.62	28.56	25.60	4.11	30.89	--	--	Peak

	Freq	Level	Limit Line	Margin	Read Level	Ant Factor	Cable Loss	Preamp Factor	APos	TPos	Remark
	MHz	dBuV/m	dBuV/m	dB	dBuV	dB/m	dB	dB	cm	deg	
1	35.82	30.20	40.00	-9.80	38.44	21.68	1.28	31.20	--	--	Peak
2	136.70	20.74	43.50	-22.76	32.16	17.58	2.13	31.13	--	--	Peak
3	265.71	23.89	46.00	-22.11	32.50	19.72	2.57	30.90	--	--	Peak
4	314.21	26.77	46.00	-19.23	35.15	19.72	2.77	30.87	--	--	Peak
5	563.50	23.86	46.00	-22.14	26.24	24.97	3.65	31.00	--	--	Peak
6	735.19	26.18	46.00	-19.82	27.26	25.69	4.14	30.91	--	--	Peak

Mode	13	
	Band Edge - L	
	2400-2483.5_802.11n HT40_CH04_2427MHz	
Pol.	Horizontal	Fundamental
Peak	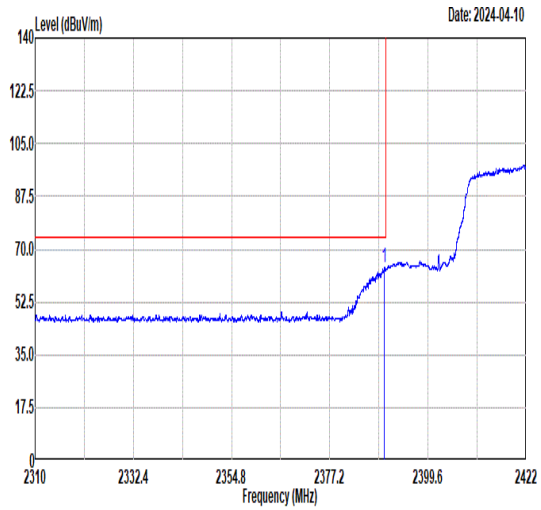 Freq Level Limit Line Margin (dB) Read Level Ant Factor Cable Loss Preamp Factor APos TPos Remark 1 2389.69 63.90 74.00 -10.10 55.96 32.26 7.76 32.08 391 172 PEAK	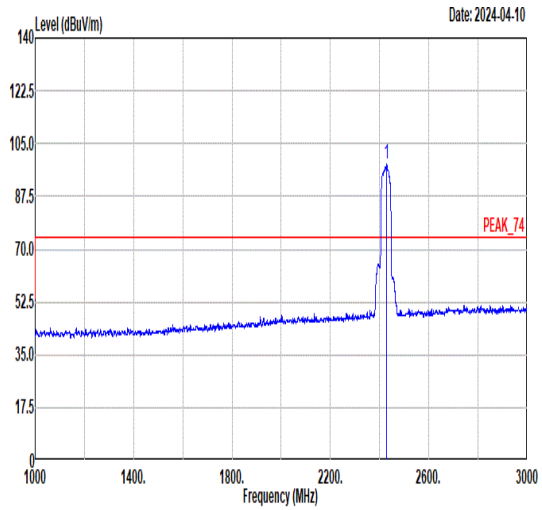 Freq Level Limit Line Margin (dB) Read Level Ant Factor Cable Loss Preamp Factor APos TPos Remark 1 2427.00 98.16 ------ ------ 90.09 32.34 7.82 32.09 391 172 PEAK
Avg	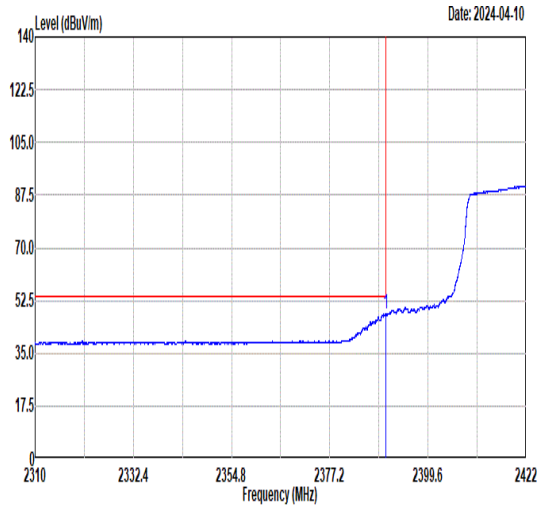 Freq Level Limit Line Margin (dB) Read Level Ant Factor Cable Loss Preamp Factor APos TPos Remark 1 2389.92 48.09 54.00 -5.91 40.15 32.26 7.76 32.08 391 172 AVERAGE	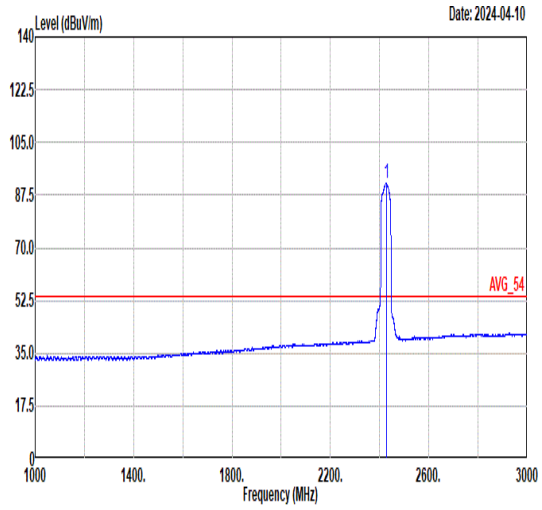 Freq Level Limit Line Margin (dB) Read Level Ant Factor Cable Loss Preamp Factor APos TPos Remark 1 2427.00 91.51 ------ ------ 83.43 32.34 7.82 32.08 391 172 AVERAGE

Mode	13	
	Band Edge - R	
	2400-2483.5_802.11n HT40_CH04_2427MHz	
Pol.	Horizontal	Fundamental
Peak	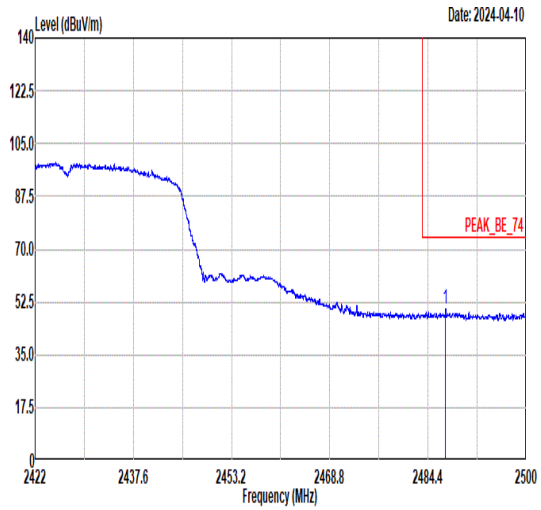 Freq Level Limit Line Margin (dB) Read Level Ant Factor Cable Loss Preamp Factor APos TPos Remark MHz dBuV/m dBuV/m dBuV dB/m dB dB cm deg 1 2487.18 50.19 74.00 -23.81 41.94 32.47 7.88 32.10 391 172 PEAK	Blank
Avg	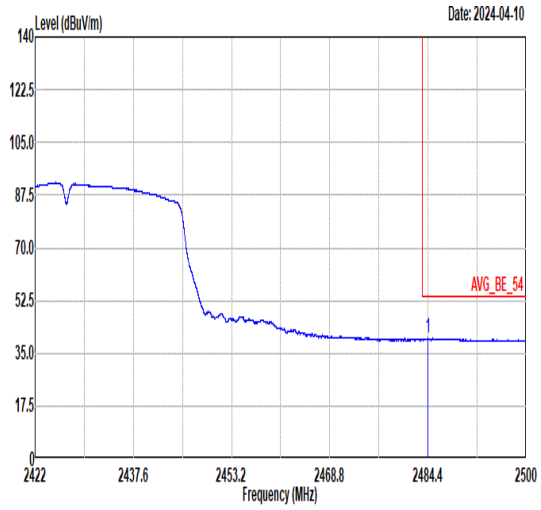 Freq Level Limit Line Margin (dB) Read Level Ant Factor Cable Loss Preamp Factor APos TPos Remark MHz dBuV/m dBuV/m dBuV dB/m dB dB cm deg 1 2484.37 39.96 54.00 -14.04 31.71 32.47 7.88 32.10 391 172 AVERAGE	Blank

Mode	13	
	Band Edge - L	
	2400-2483.5_802.11n HT40_CH04_2427MHz	
Pol.	Vertical	Fundamental
Peak	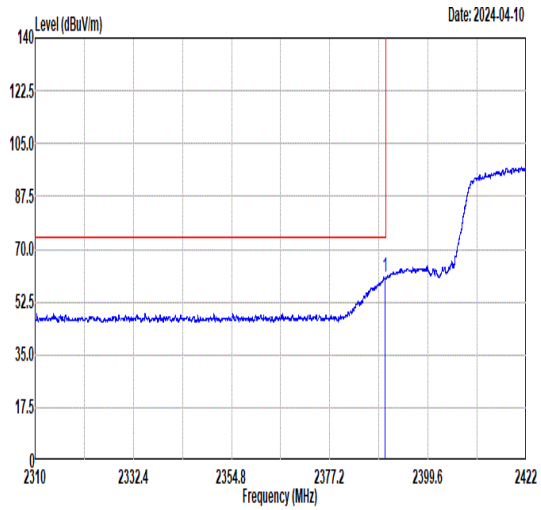 Freq Level Limit Line Margin (dB) Read Level Ant Factor Cable Loss Preamp Factor APos TPos Remark 1 2389.80 60.59 74.00 -13.41 52.65 32.26 7.76 32.08 400 222 PEAK	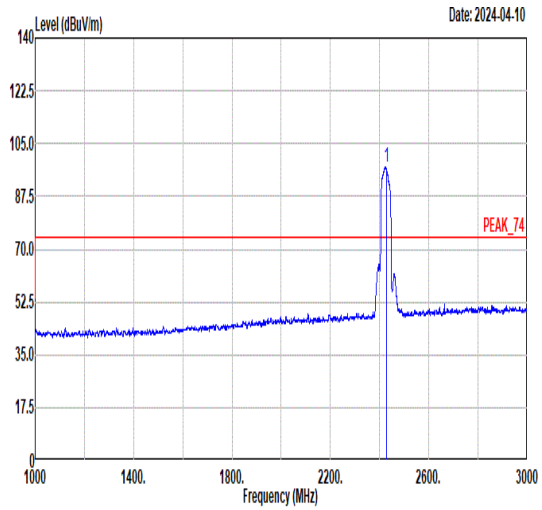 Freq Level Limit Line Margin (dB) Read Level Ant Factor Cable Loss Preamp Factor APos TPos Remark 1 2427.00 97.21 ------ ------ 89.14 32.33 7.82 32.08 400 222 PEAK
Avg	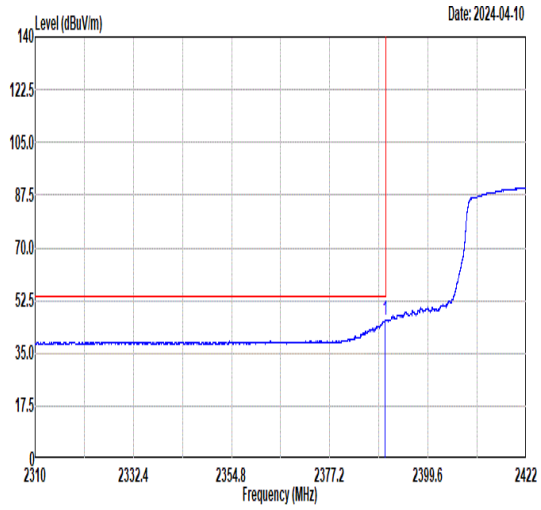 Freq Level Limit Line Margin (dB) Read Level Ant Factor Cable Loss Preamp Factor APos TPos Remark 1 2389.80 46.06 54.00 -7.94 38.12 32.26 7.76 32.08 400 222 AVERAGE	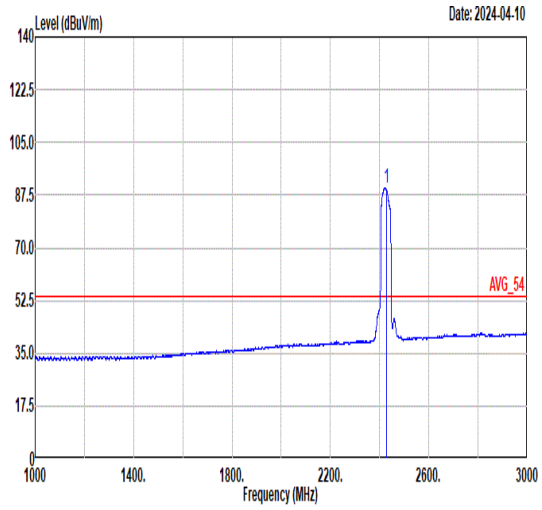 Freq Level Limit Line Margin (dB) Read Level Ant Factor Cable Loss Preamp Factor APos TPos Remark 1 2427.00 90.07 ------ ------ 82.00 32.33 7.82 32.08 400 222 AVERAGE

Mode	13	
	Band Edge - R	
	2400-2483.5_802.11n HT40_CH04_2427MHz	
Pol.	Vertical	Fundamental
Peak	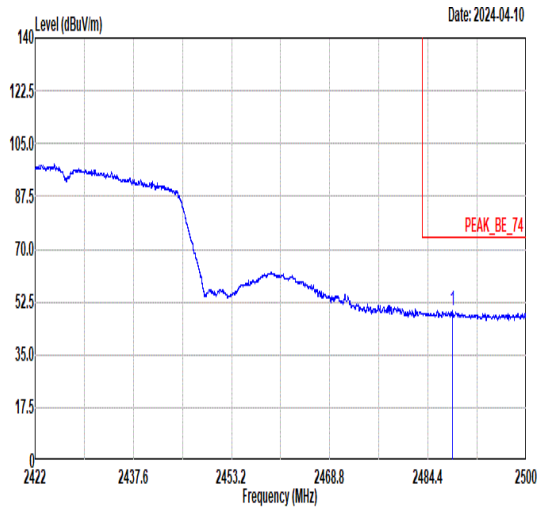 Freq Level Limit Line Margin (dB) Read Level Ant Factor Cable Loss Preamp Factor APos TPos Remark MHz dBuV/m dBuV/m dBuV dB/m dB dB cm deg 1 2488.27 49.60 74.00 -24.40 41.35 32.47 7.88 32.10 400 222 PEAK	Blank
Avg	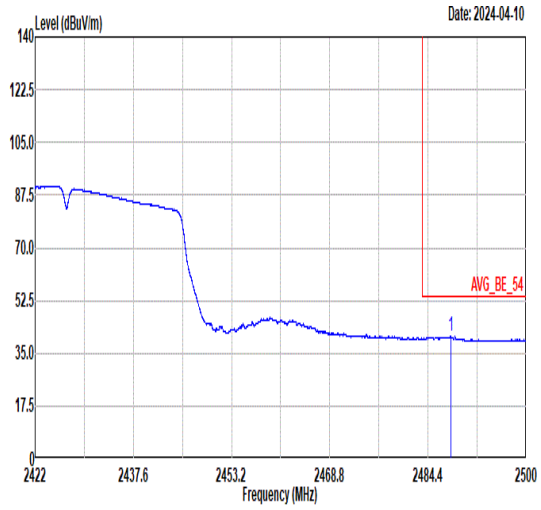 Freq Level Limit Line Margin (dB) Read Level Ant Factor Cable Loss Preamp Factor APos TPos Remark MHz dBuV/m dBuV/m dBuV dB/m dB dB cm deg 1 2488.03 40.71 54.00 -13.29 32.46 32.47 7.88 32.10 400 222 AVERAGE	Blank

Mode	14	
	Band Edge - L	
	2400-2483.5_802.11n HT40_CH08_2447MHz	
Pol.	Horizontal	Fundamental
Peak	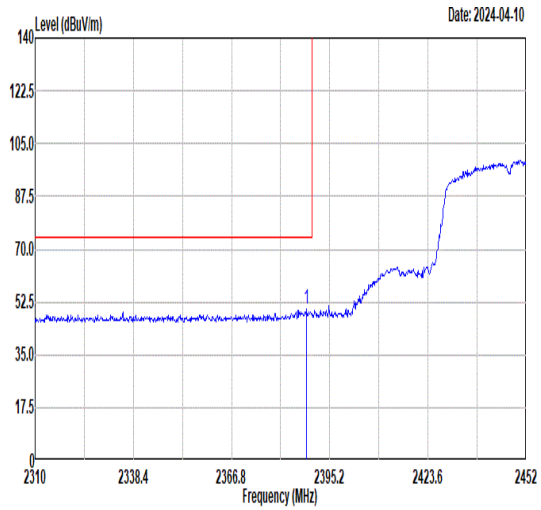 Freq Level Limit Line Margin (dB) Read Level Ant Factor Cable Loss Preamp Factor APos TPos Remark 1 2388.38 50.45 74.00 -23.55 42.52 32.25 7.76 32.08 361 117 PEAK	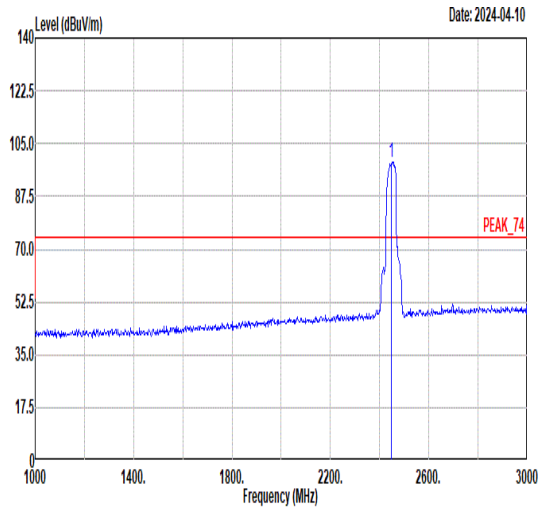 Freq Level Limit Line Margin (dB) Read Level Ant Factor Cable Loss Preamp Factor APos TPos Remark 1 2447.00 98.91 ------ ------ 90.75 32.40 7.85 32.09 361 117 PEAK
Avg	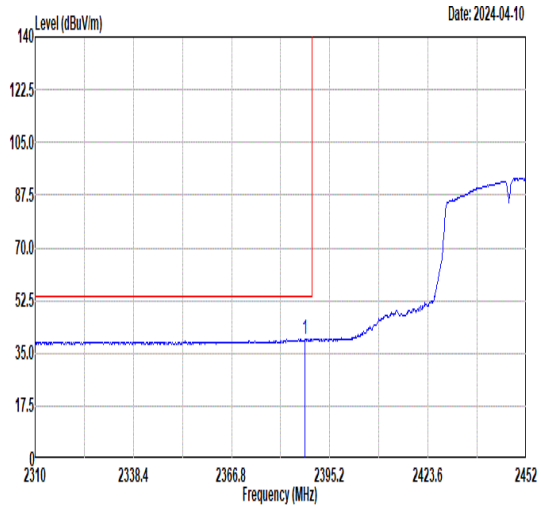 Freq Level Limit Line Margin (dB) Read Level Ant Factor Cable Loss Preamp Factor APos TPos Remark 1 2387.96 39.71 54.00 -14.29 31.79 32.25 7.75 32.08 361 117 AVERAGE	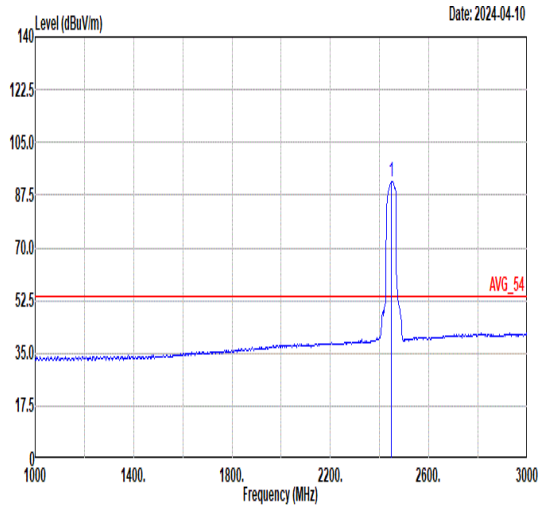 Freq Level Limit Line Margin (dB) Read Level Ant Factor Cable Loss Preamp Factor APos TPos Remark 1 2447.00 91.92 ------ ------ 83.78 32.39 7.84 32.09 361 117 AVERAGE

Mode	14	
	Band Edge - R	
	2400-2483.5_802.11n HT40_CH08_2447MHz	
Pol.	Horizontal	Fundamental
Peak	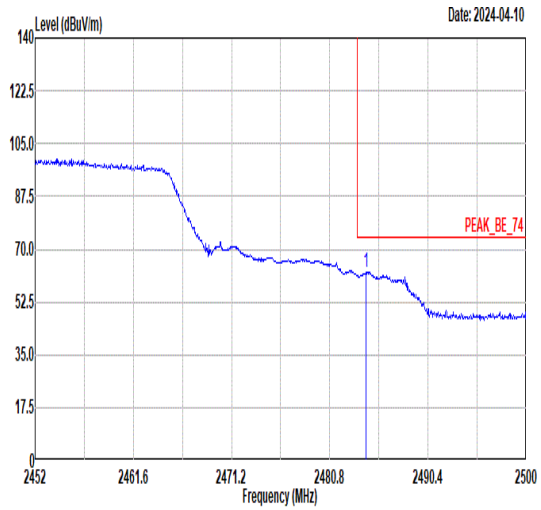 Freq Level Limit Line Margin (dB) Read Level Ant Factor Cable Loss Preamp Factor APos TPos Remark MHz dBuV/m dBuV/m dBuV dB/m dB dB cm deg 1 2484.35 62.24 74.00 -11.76 53.99 32.47 7.88 32.10 361 117 PEAK	Blank
Avg	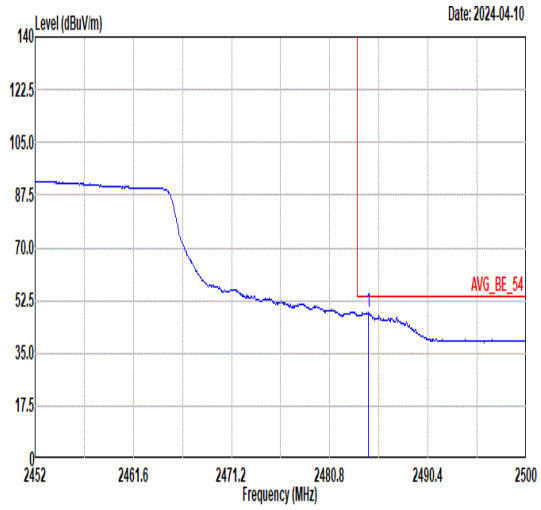 Freq Level Limit Line Margin (dB) Read Level Ant Factor Cable Loss Preamp Factor APos TPos Remark MHz dBuV/m dBuV/m dBuV dB/m dB dB cm deg 1 2484.59 48.53 54.00 -5.47 40.28 32.47 7.88 32.10 361 117 AVERAGE	Blank

Mode	14	
	Band Edge - L	
	2400-2483.5_802.11n HT40_CH08_2447MHz	
Pol.	Vertical	Fundamental
Peak	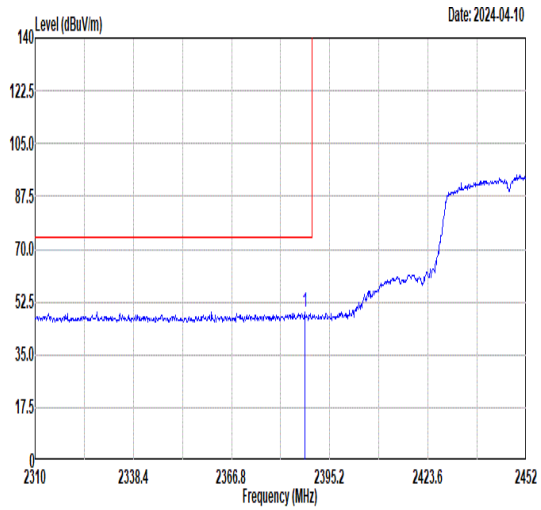 Freq Level Limit Line Margin (dB) Read Level Ant Factor Cable Loss Preamp Factor APos TPos Remark 1 2387.96 49.24 74.00 -24.76 41.32 32.25 7.75 32.08 361 240 PEAK	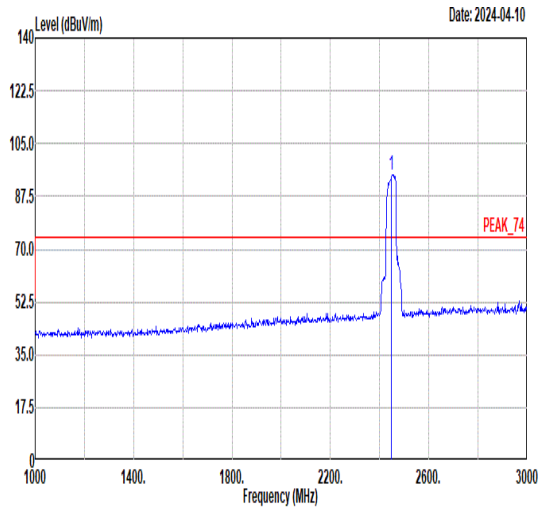 Freq Level Limit Line Margin (dB) Read Level Ant Factor Cable Loss Preamp Factor APos TPos Remark 1 2447.00 94.71 ------ ------ 86.55 32.40 7.85 32.09 361 240 PEAK
Avg	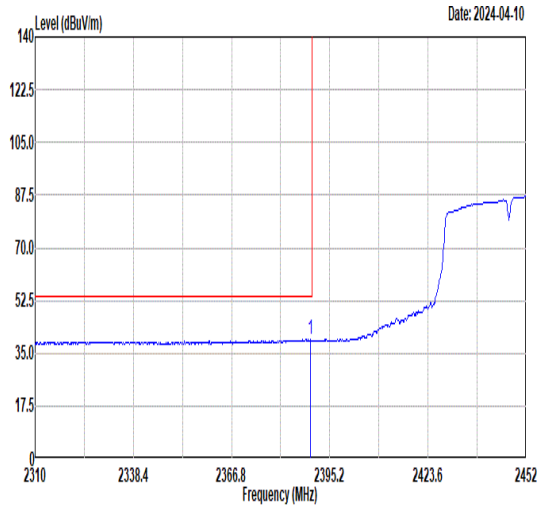 Freq Level Limit Line Margin (dB) Read Level Ant Factor Cable Loss Preamp Factor APos TPos Remark 1 2389.66 39.60 54.00 -14.40 31.66 32.26 7.76 32.08 361 240 AVERAGE	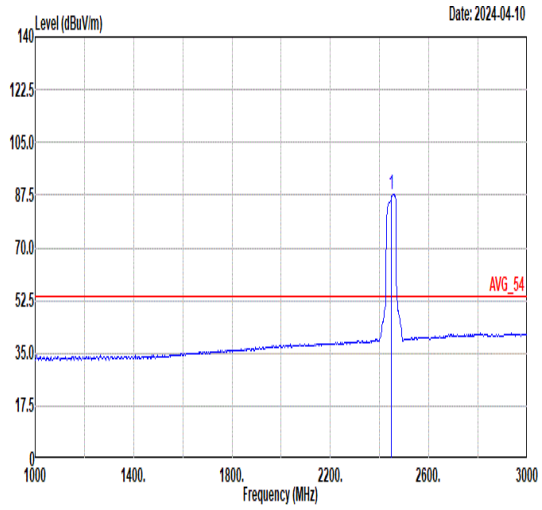 Freq Level Limit Line Margin (dB) Read Level Ant Factor Cable Loss Preamp Factor APos TPos Remark 1 2447.00 87.69 ------ ------ 79.53 32.40 7.85 32.09 361 240 AVERAGE

Mode	14	
	Band Edge - R	
	2400-2483.5_802.11n HT40_CH08_2447MHz	
Pol.	Vertical	Fundamental
Peak	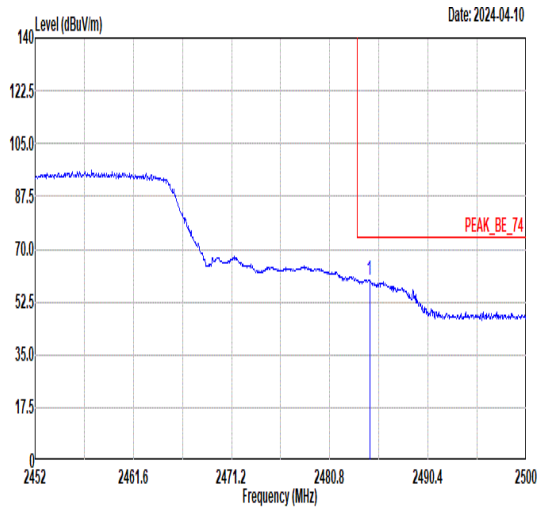 Freq Level Limit Line Margin (dB) Read Level Ant Factor Cable Loss Preamp Factor APos TPos Remark MHz dBuV/m dBuV/m dBuV dB/m dB dB cm deg 1 2484.69 59.88 74.00 -14.12 51.63 32.47 7.88 32.10 361 240 PEAK	Blank
Avg	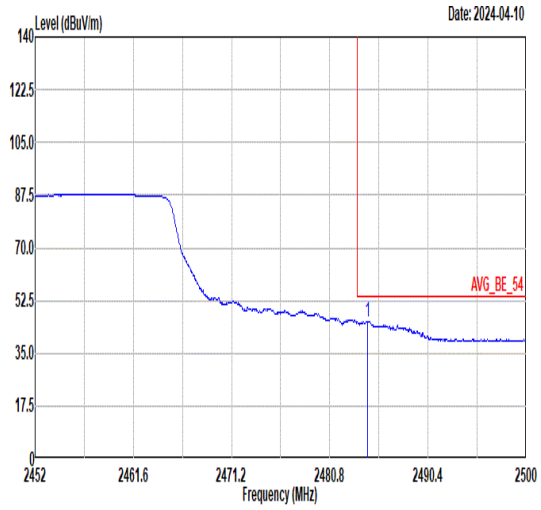 Freq Level Limit Line Margin (dB) Read Level Ant Factor Cable Loss Preamp Factor APos TPos Remark MHz dBuV/m dBuV/m dBuV dB/m dB dB cm deg 1 2484.50 45.59 54.00 -8.41 37.34 32.47 7.88 32.10 361 240 AVERAGE	Blank

Mode	15	
	Band Edge	
	2400-2483.5_802.11b_CH02_2417MHz	
Pol.	Horizontal	Fundamental
Peak	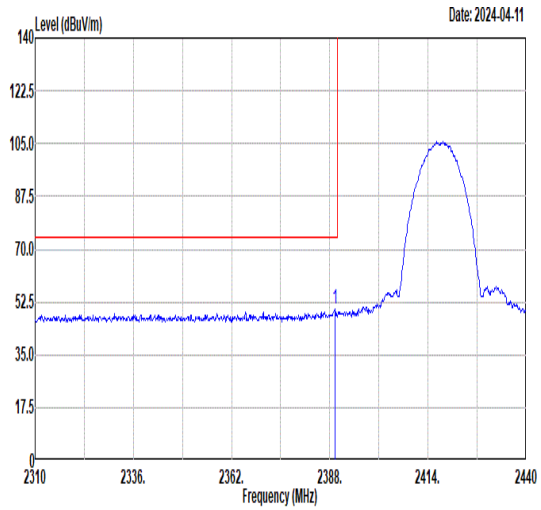 Freq Level Limit Line Margin (dB) Read Level Ant Factor Cable Loss Preamp Factor APos TPos Remark 1 2389.30 50.14 74.00 -23.86 42.20 32.26 7.76 32.08 388 268 PEAK	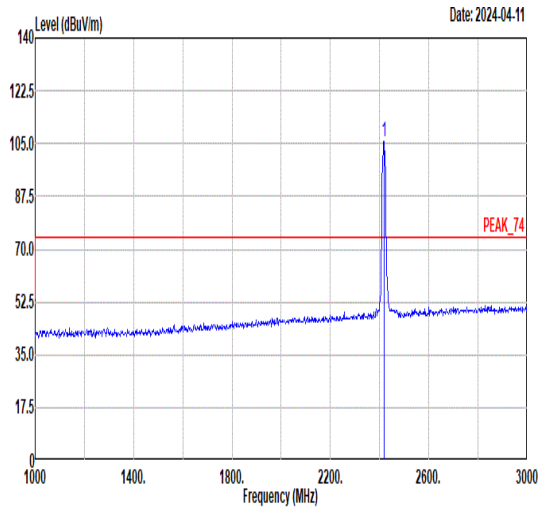 Freq Level Limit Line Margin (dB) Read Level Ant Factor Cable Loss Preamp Factor APos TPos Remark 1 2417.00 105.76 ------ ------ 97.71 32.32 7.81 32.08 388 268 PEAK
Avg	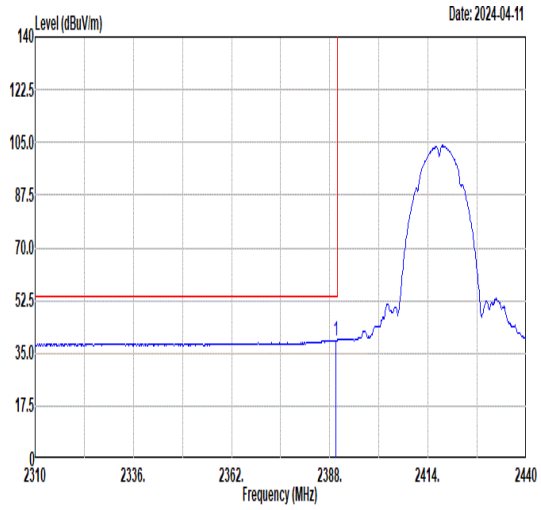 Freq Level Limit Line Margin (dB) Read Level Ant Factor Cable Loss Preamp Factor APos TPos Remark 1 2389.69 39.33 54.00 -14.67 31.39 32.26 7.76 32.08 388 268 AVERAGE	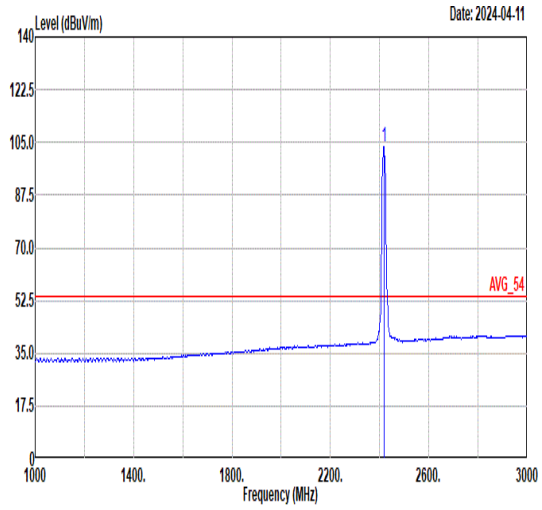 Freq Level Limit Line Margin (dB) Read Level Ant Factor Cable Loss Preamp Factor APos TPos Remark 1 2417.00 103.73 ------ ------ 95.68 32.32 7.81 32.08 388 268 AVERAGE

Mode	15	
	Band Edge	
	2400-2483.5_802.11b_CH02_2417MHz	
Pol.	Vertical	Fundamental
Peak	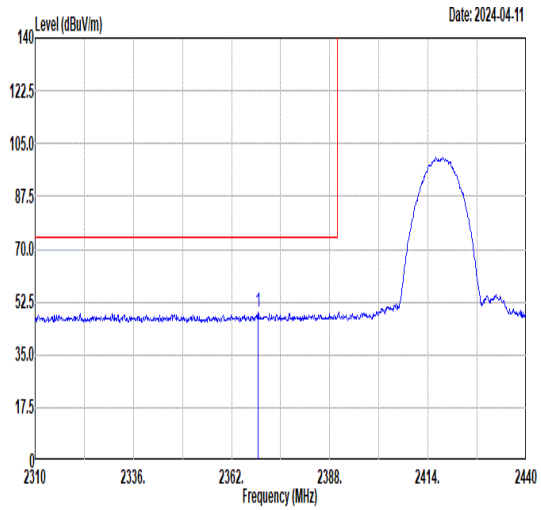 Freq Level Limit Line Margin (dB) Read Level Ant Factor Cable Loss Preamp Factor APos TPos Remark MHz dBuV/m dBuV/m dBuV dB/m dB dB cm deg 1 2369.02 48.97 74.00 -25.03 41.13 32.21 7.70 32.07 383 302 PEAK	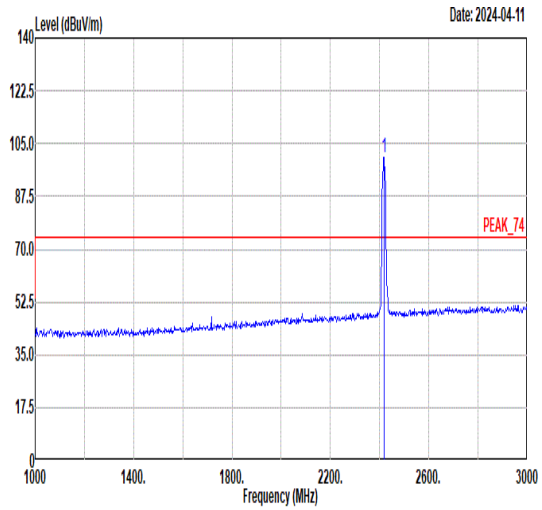 Freq Level Limit Line Margin (dB) Read Level Ant Factor Cable Loss Preamp Factor APos TPos Remark MHz dBuV/m dBuV/m dBuV dB/m dB dB cm deg 1 2417.00 100.61 ------ ------ 92.56 32.32 7.81 32.08 383 302 PEAK
Avg	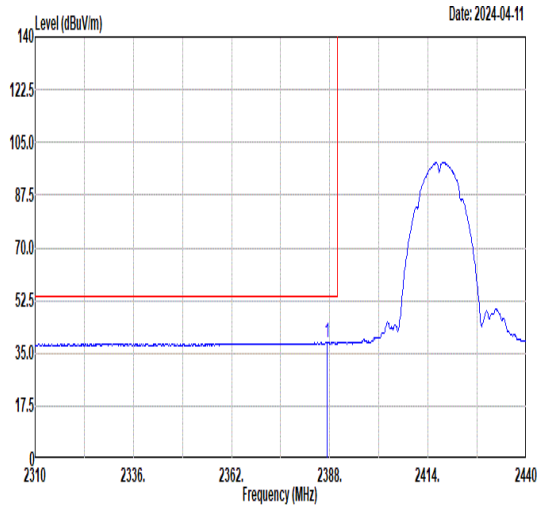 Freq Level Limit Line Margin (dB) Read Level Ant Factor Cable Loss Preamp Factor APos TPos Remark MHz dBuV/m dBuV/m dBuV dB/m dB dB cm deg 1 2387.22 38.58 54.00 -15.42 30.66 32.25 7.75 32.08 383 302 AVERAGE	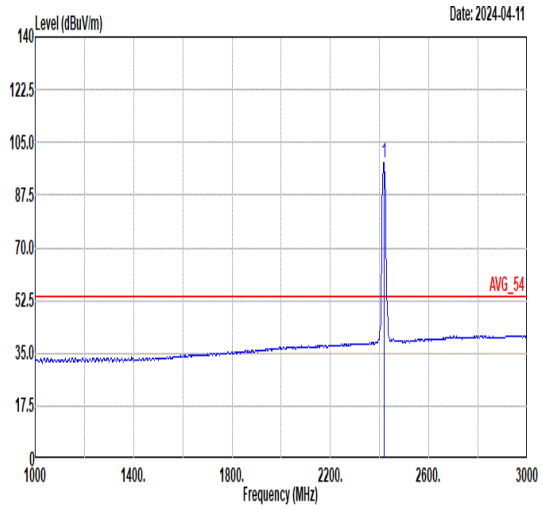 Freq Level Limit Line Margin (dB) Read Level Ant Factor Cable Loss Preamp Factor APos TPos Remark MHz dBuV/m dBuV/m dBuV dB/m dB dB cm deg 1 2417.00 98.05 ------ ------ 90.00 32.32 7.81 32.08 383 302 AVERAGE

Mode	16	
	Band Edge - L	
	2400-2483.5_802.11n HT40_CH05_2432MHz	
Pol.	Horizontal	Fundamental
Peak	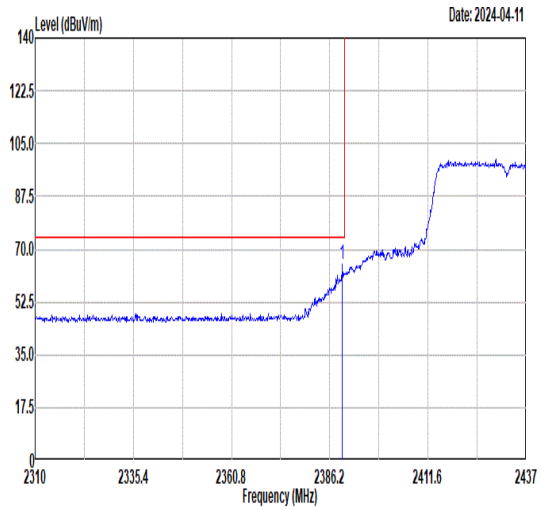 Freq Level Limit Line Margin (dB) Read Level Ant Factor Cable Loss Preamp Factor APos TPos Remark 1 2389.50 64.76 74.00 -9.24 56.82 32.26 7.76 32.08 400 272 PEAK	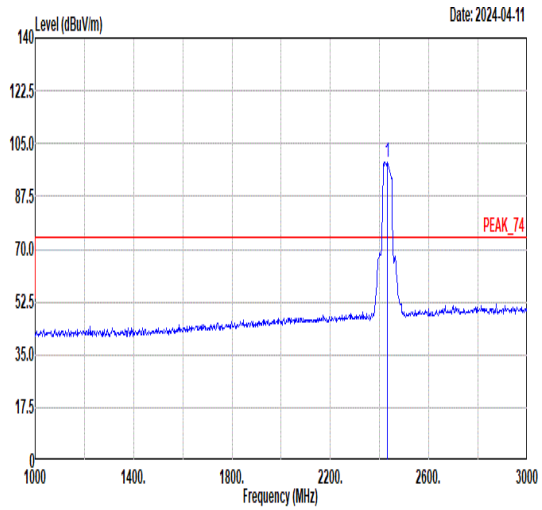 Freq Level Limit Line Margin (dB) Read Level Ant Factor Cable Loss Preamp Factor APos TPos Remark 1 2432.00 98.87 ------ ------ 90.80 32.33 7.82 32.08 400 272 PEAK
Avg	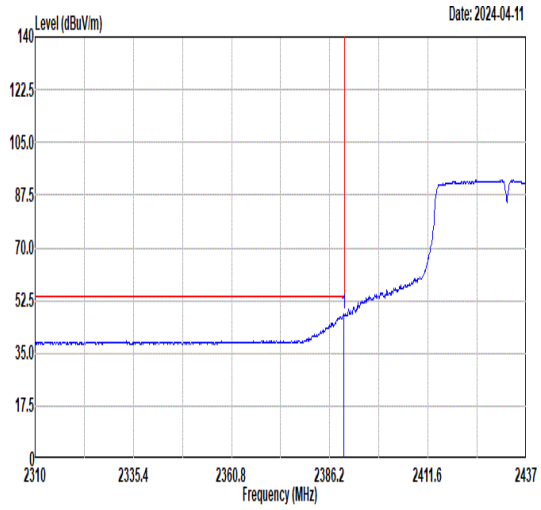 Freq Level Limit Line Margin (dB) Read Level Ant Factor Cable Loss Preamp Factor APos TPos Remark 1 2389.76 47.89 54.00 -6.11 39.95 32.26 7.76 32.08 400 272 AVERAGE	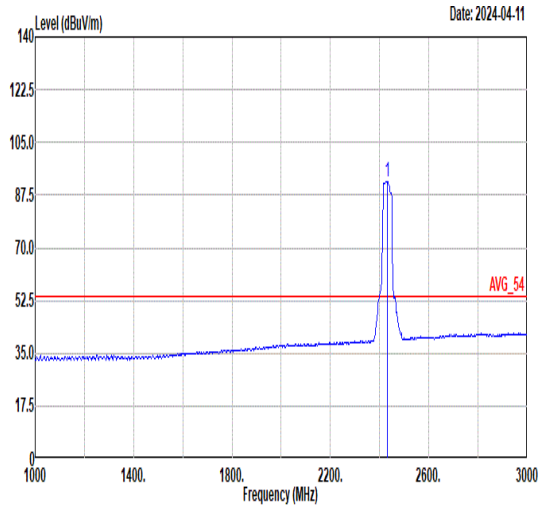 Freq Level Limit Line Margin (dB) Read Level Ant Factor Cable Loss Preamp Factor APos TPos Remark 1 2432.00 92.13 ------ ------ 84.04 32.35 7.83 32.09 400 272 AVERAGE

Mode	16	
	Band Edge - R	
	2400-2483.5_802.11n HT40_CH05_2432MHz	
Pol.	Horizontal	Fundamental
Peak	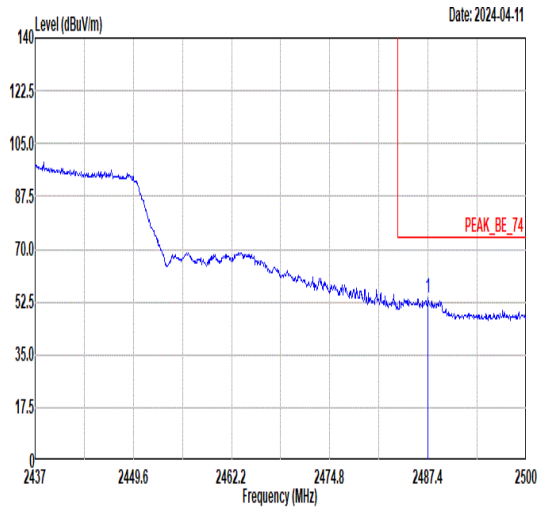 Freq Level Limit Line Margin (dB) Read Level Ant Factor Cable Loss Preamp Factor APos TPos Remark MHz dBuV/m dBuV/m dBuV dB/m dB dB cm deg 1 2487.40 54.12 74.00 -19.88 45.87 32.47 7.88 32.10 400 272 PEAK	Blank
Avg	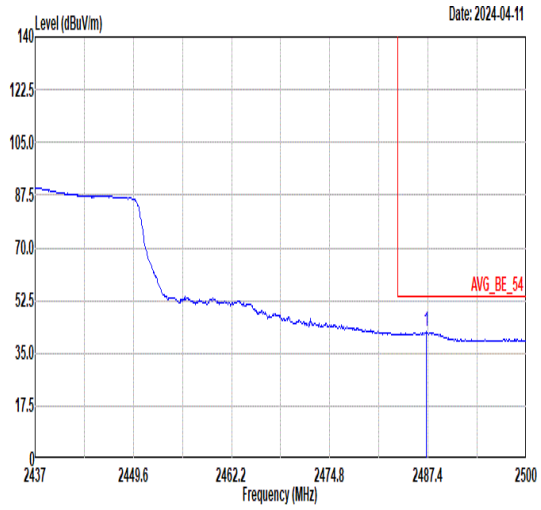 Freq Level Limit Line Margin (dB) Read Level Ant Factor Cable Loss Preamp Factor APos TPos Remark MHz dBuV/m dBuV/m dBuV dB/m dB dB cm deg 1 2487.15 42.07 54.00 -11.93 33.82 32.47 7.88 32.10 400 272 AVERAGE	Blank

Mode	16	
	Band Edge - L	
	2400-2483.5_802.11n HT40_CH05_2432MHz	
Pol.	Vertical	Fundamental
Peak	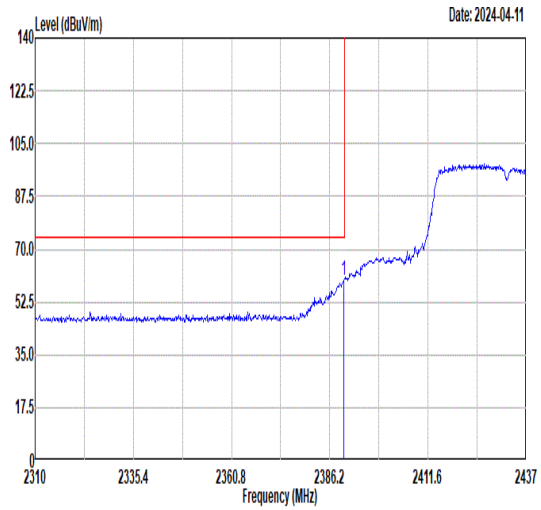 Freq Level Limit Line Margin (dB) Read Level Ant Factor Cable Loss Preamp Factor APos TPos Remark 1 2389.88 59.78 74.00 -14.22 51.84 32.26 7.76 32.08 400 239 PEAK	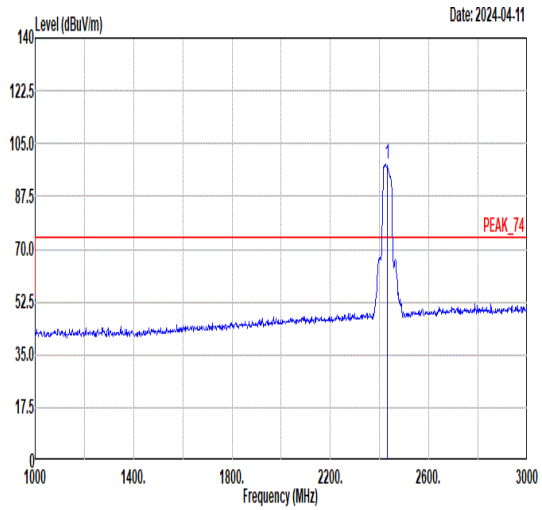 Freq Level Limit Line Margin (dB) Read Level Ant Factor Cable Loss Preamp Factor APos TPos Remark 1 2432.00 98.29 ------ ------ 90.22 32.33 7.82 32.08 400 239 PEAK
Avg	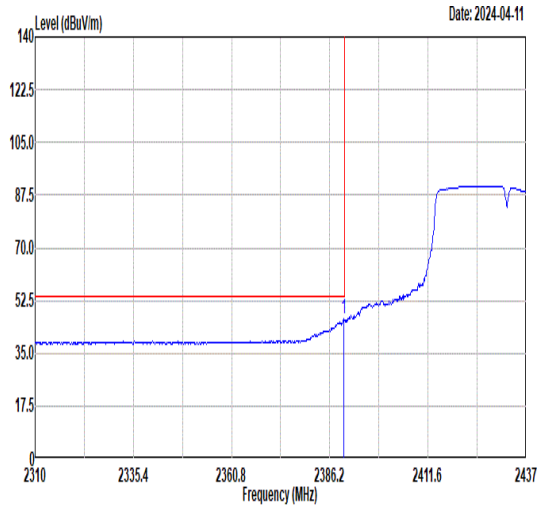 Freq Level Limit Line Margin (dB) Read Level Ant Factor Cable Loss Preamp Factor APos TPos Remark 1 2389.76 46.24 54.00 -7.76 38.30 32.26 7.76 32.08 400 239 AVERAGE	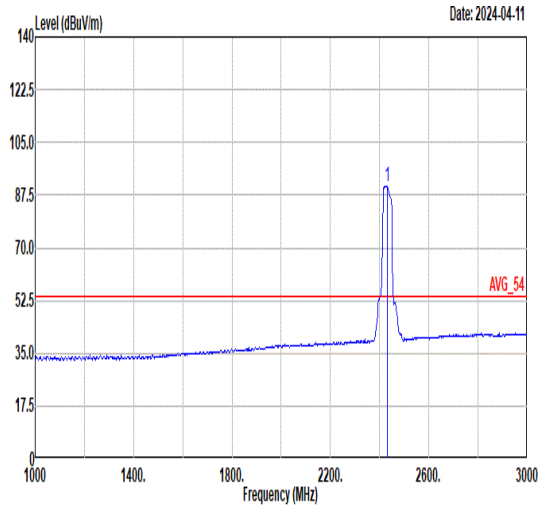 Freq Level Limit Line Margin (dB) Read Level Ant Factor Cable Loss Preamp Factor APos TPos Remark 1 2432.00 90.31 ------ ------ 82.22 32.35 7.83 32.09 400 239 AVERAGE

Mode	16	
	Band Edge - R	
	2400-2483.5_802.11n HT40_CH05_2432MHz	
Pol.	Vertical	Fundamental
Peak	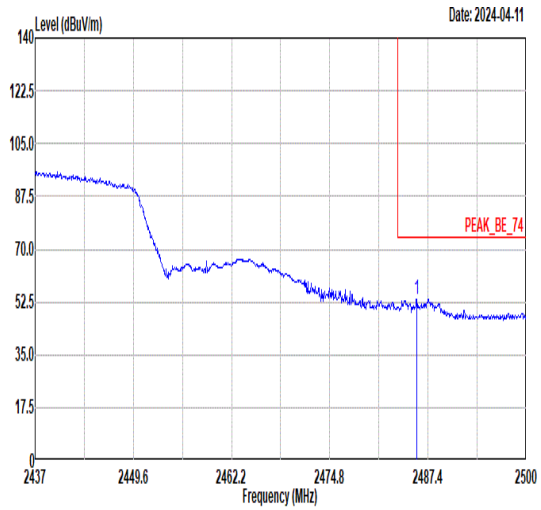 Freq Level Limit Line Margin (dB) Read Level Ant Factor Cable Loss Preamp Factor APos TPos Remark MHz dBuV/m dBuV/m dBuV dB/m dB dB cm deg 1 2485.95 53.50 74.00 -20.50 45.25 32.47 7.88 32.10 400 239 PEAK	Blank
Avg	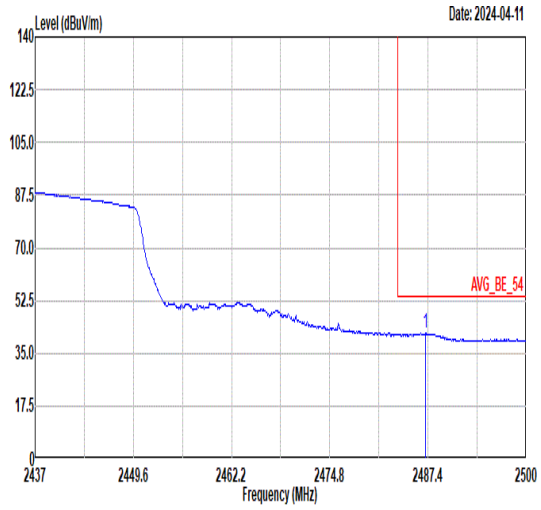 Freq Level Limit Line Margin (dB) Read Level Ant Factor Cable Loss Preamp Factor APos TPos Remark MHz dBuV/m dBuV/m dBuV dB/m dB dB cm deg 1 2487.09 41.55 54.00 -12.45 33.30 32.47 7.88 32.10 400 239 AVERAGE	Blank

Mode	17	
	Band Edge - L	
	2400-2483.5_802.11n HT40_CH03_2422MHz+LTE B13 Link Co-colation	
Pol.	Horizontal	Fundamental
Peak	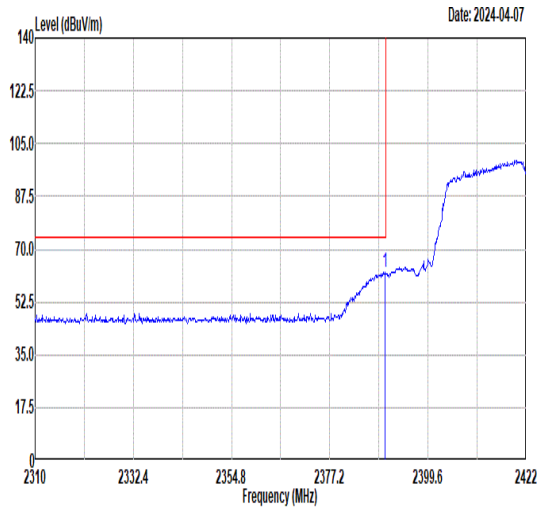 Freq Level Limit Line Margin (dB) Read Level Ant Factor Cable Loss Preamp Factor APos TPos Remark 1 2389.74 62.42 74.00 -11.58 54.48 32.26 7.76 32.08 389 276 PEAK	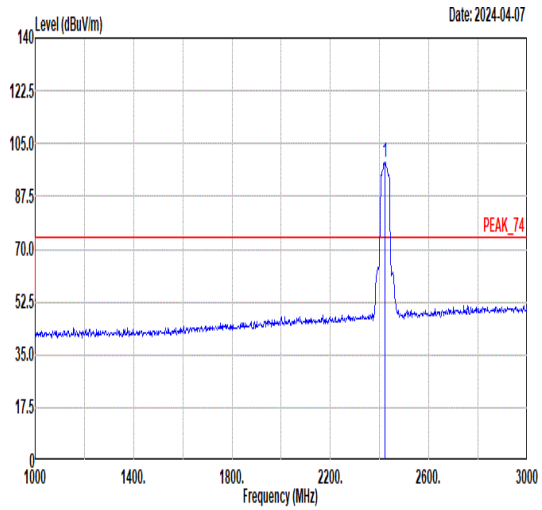 Freq Level Limit Line Margin (dB) Read Level Ant Factor Cable Loss Preamp Factor APos TPos Remark 1 2422.00 99.03 ------ ------ 90.96 32.33 7.82 32.08 389 276 PEAK
Avg	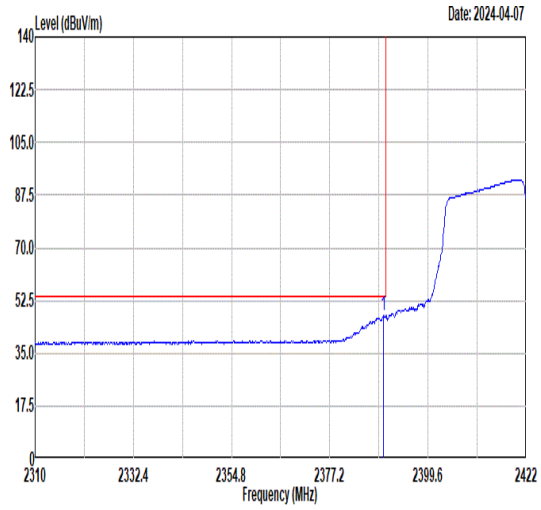 Freq Level Limit Line Margin (dB) Read Level Ant Factor Cable Loss Preamp Factor APos TPos Remark 1 2389.52 47.38 54.00 -6.62 39.44 32.26 7.76 32.08 389 276 AVERAGE	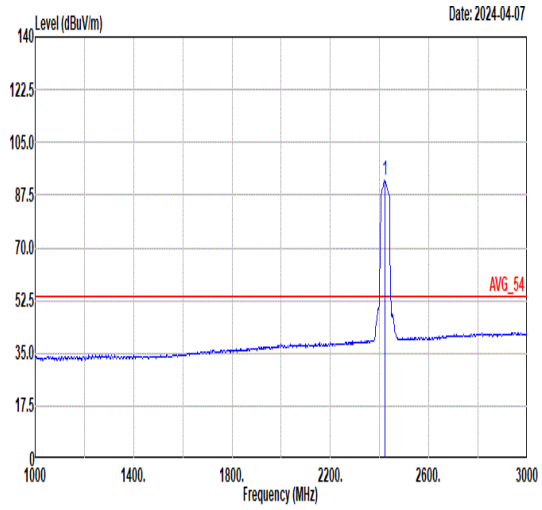 Freq Level Limit Line Margin (dB) Read Level Ant Factor Cable Loss Preamp Factor APos TPos Remark 1 2422.00 92.40 ------ ------ 84.34 32.32 7.82 32.08 389 276 AVERAGE

Mode	17	
	Band Edge - R	
	2400-2483.5_802.11n HT40_CH03_2422MHz+LTE B13 Link Co-colation	
Pol.	Horizontal	Fundamental
Peak	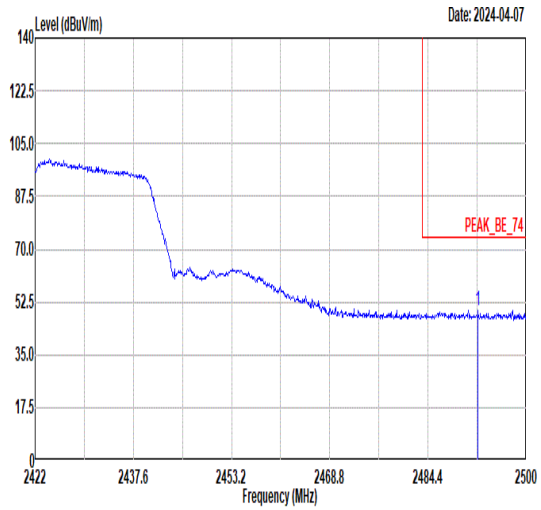 Freq Level Limit Line Margin (dB) Read Level Ant Factor Cable Loss Preamp Factor APos TPos Remark MHz dBuV/m dBuV/m dBuV dB/m dB dB cm deg 1 2492.36 49.89 74.00 -24.11 41.62 32.48 7.89 32.10 389 276 PEAK	Blank
Avg	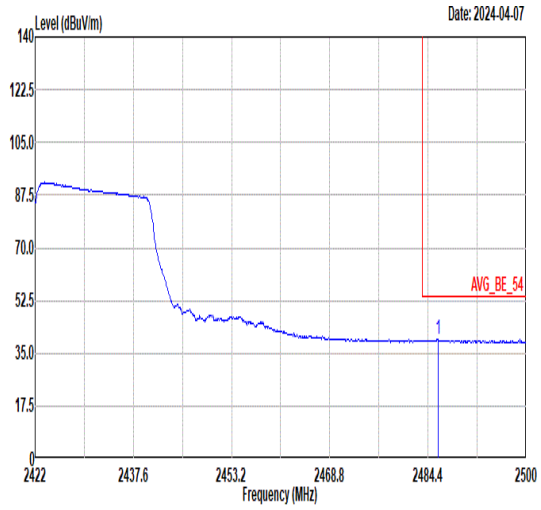 Freq Level Limit Line Margin (dB) Read Level Ant Factor Cable Loss Preamp Factor APos TPos Remark MHz dBuV/m dBuV/m dBuV dB/m dB dB cm deg 1 2486.04 39.48 54.00 -14.52 31.23 32.47 7.88 32.10 389 276 AVERAGE	Blank

Mode	17	
	Band Edge - L	
	2400-2483.5_802.11n HT40_CH03_2422MHz+LTE B13 Link Co-colation	
Pol.	Vertical	Fundamental
Peak	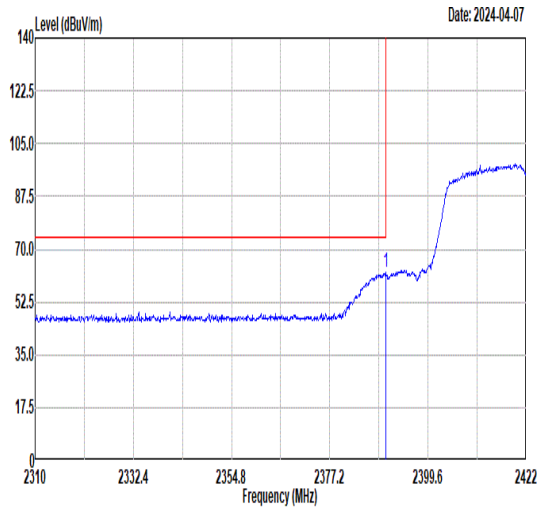 Freq Level Limit Line Margin (dB) Read Level Ant Factor Cable Loss Preamp Factor APos TPos Remark MHz dBuV/m dBuV/m dBuV dB/m dB dB cm deg 1 2389.97 62.13 74.00 -11.87 54.19 32.26 7.76 32.08 346 234 PEAK	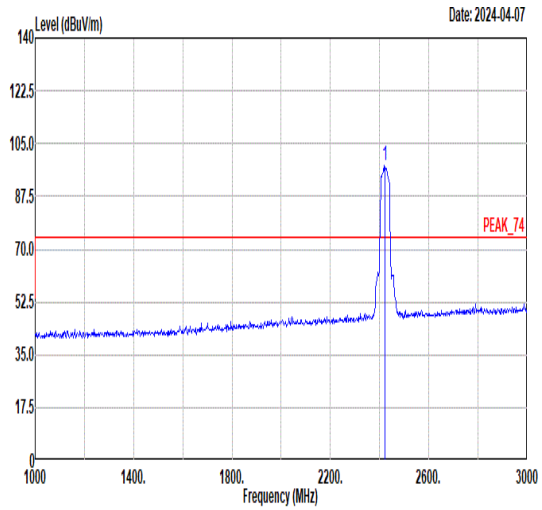 Freq Level Limit Line Margin (dB) Read Level Ant Factor Cable Loss Preamp Factor APos TPos Remark MHz dBuV/m dBuV/m dBuV dB/m dB dB cm deg 1 2422.00 97.47 ------ ------ 89.41 32.32 7.82 32.08 346 234 PEAK
Avg	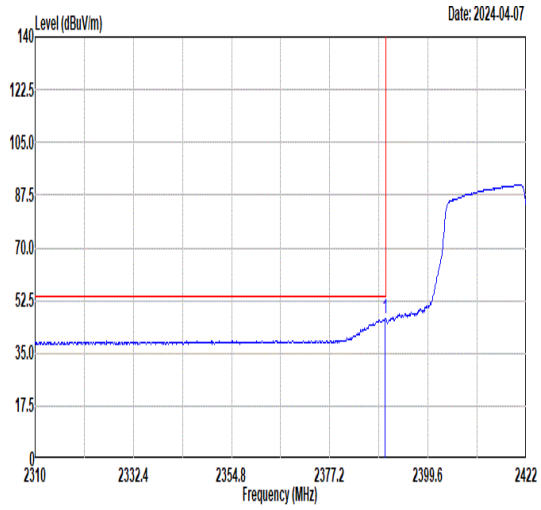 Freq Level Limit Line Margin (dB) Read Level Ant Factor Cable Loss Preamp Factor APos TPos Remark MHz dBuV/m dBuV/m dBuV dB/m dB dB cm deg 1 2389.86 46.44 54.00 -7.56 38.50 32.26 7.76 32.08 346 234 AVERAGE	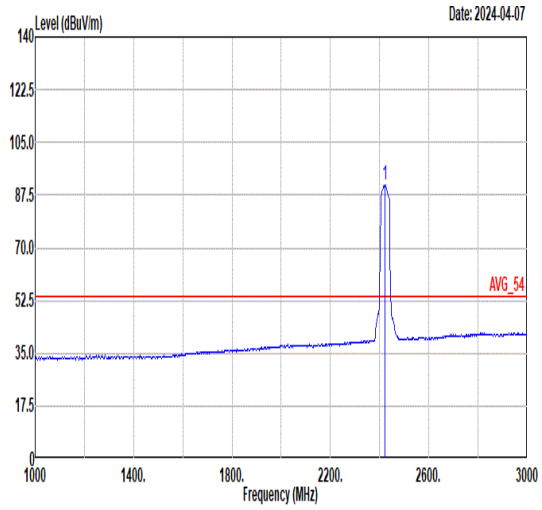 Freq Level Limit Line Margin (dB) Read Level Ant Factor Cable Loss Preamp Factor APos TPos Remark MHz dBuV/m dBuV/m dBuV dB/m dB dB cm deg 1 2422.00 90.87 ------ ------ 82.80 32.33 7.82 32.08 346 234 AVERAGE

Mode	17	
	Band Edge - R	
	2400-2483.5_802.11n HT40_CH03_2422MHz+LTE B13 Link Co-colation	
Pol.	Vertical	Fundamental
Peak	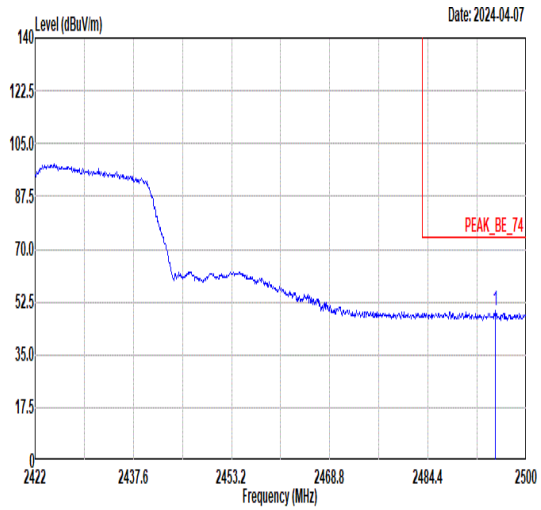 Freq Level Limit Line Margin (dB) Read Level Ant Factor Cable Loss Preamp Factor APos TPos Remark MHz dBuV/m dBuV/m dBuV dB/m dB dB cm deg 1 2495.09 49.48 74.00 -24.52 41.20 32.49 7.89 32.10 346 234 PEAK	Blank
Avg	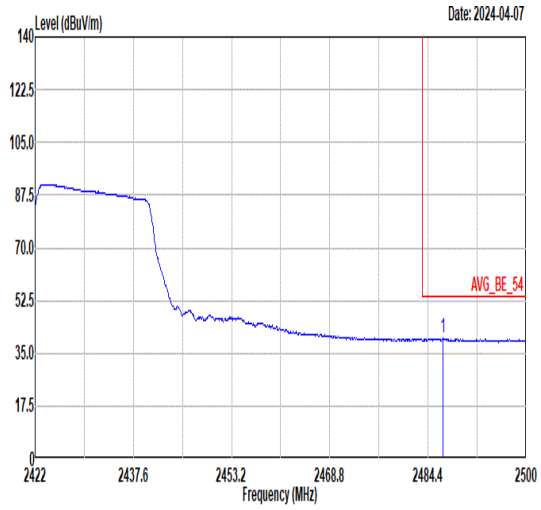 Freq Level Limit Line Margin (dB) Read Level Ant Factor Cable Loss Preamp Factor APos TPos Remark MHz dBuV/m dBuV/m dBuV dB/m dB dB cm deg 1 2486.82 39.95 54.00 -14.05 31.70 32.47 7.88 32.10 346 234 AVERAGE	Blank

Mode	17	
	Harmonic	
	2400-2483.5_802.11n HT40_CH03_2422MHz+LTE B13 Link Co-colation	
Pol.	Horizontal	Vertical
Peak Avg	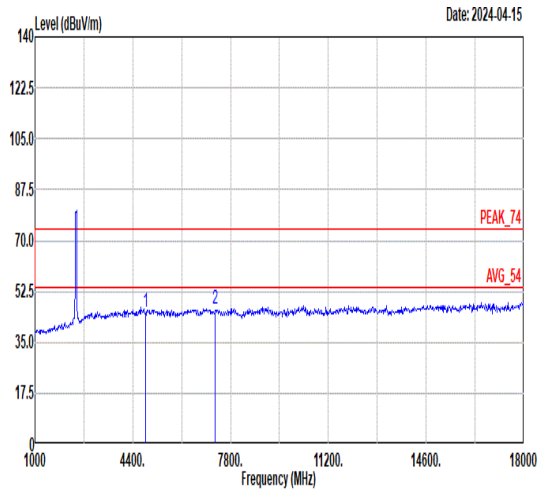 Freq Level Limit Line Margin Read Level Ant Factor Cable Loss Preamp Factor APos TPos Remark MHz dBuV/m dBuV/m dB dBuV dB/m dB dB cm deg 1 4844.00 45.35 74.00 -28.65 50.98 34.84 11.09 51.56 -- -- Peak 2 7266.00 46.57 74.00 -27.43 48.36 36.31 13.05 51.15 -- -- Peak	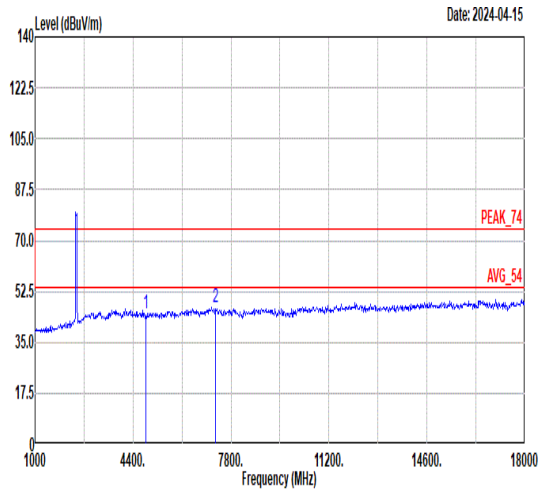 Freq Level Limit Line Margin Read Level Ant Factor Cable Loss Preamp Factor APos TPos Remark MHz dBuV/m dBuV/m dB dBuV dB/m dB dB cm deg 1 4844.00 44.81 74.00 -29.19 50.44 34.84 11.09 51.56 -- -- Peak 2 7266.00 46.80 74.00 -27.20 48.59 36.31 13.05 51.15 -- -- Peak

Note: the highest signals over limit is co-location fundamental signal.

Appendix D. Duty Cycle Plots

Band	Duty Cycle(%)	T(ms)	1/T(kHz)	VBW Setting
802.11b	100	-	-	10Hz
802.11g	97.54	1.39	0.719	1KHz
802.11n HT20	97.38	1.3	0.769	1KHz
802.11n HT40	94.74	0.648	1.543	3KHz

802.11b

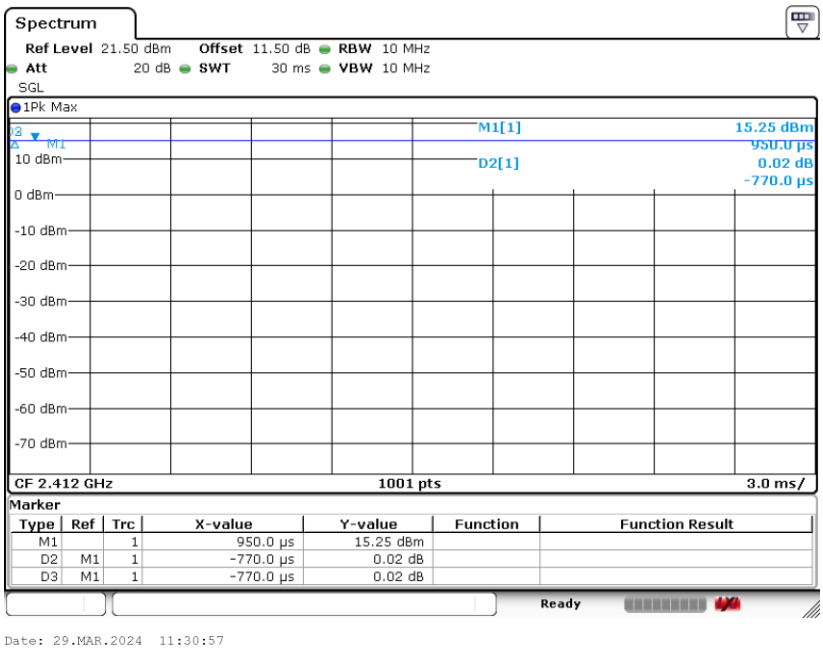

802.11g

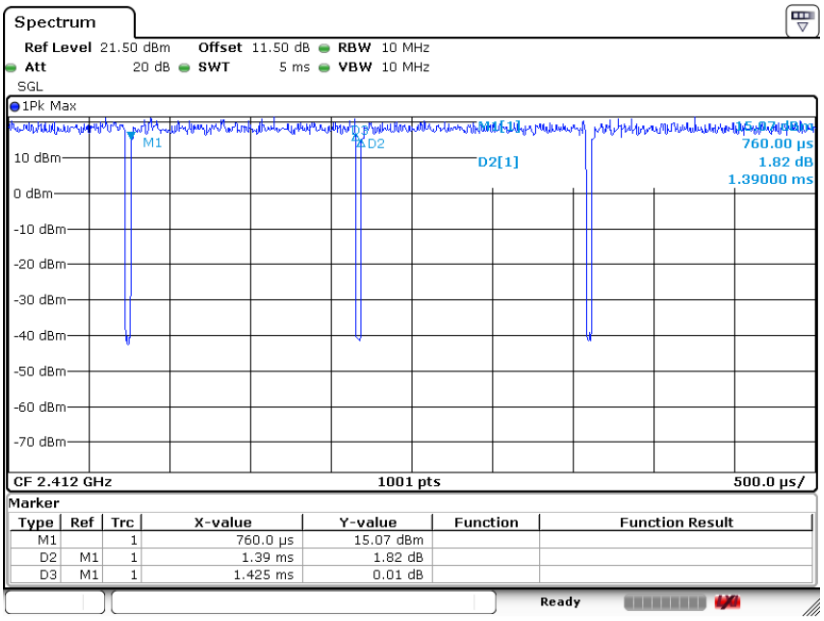

Date: 29.MAR.2024 11:42:55

802.11n HT20

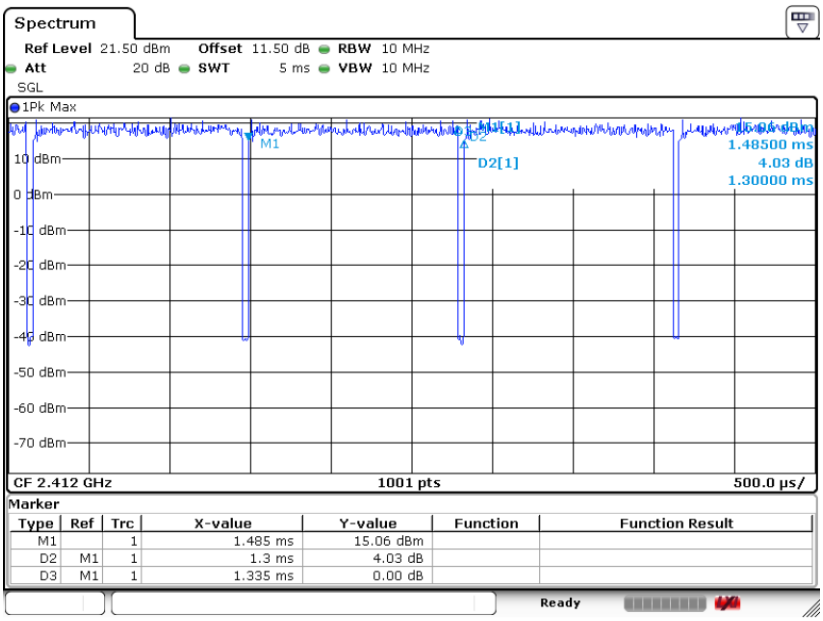

Date: 29.MAR.2024 11:47:42

802.11n HT40

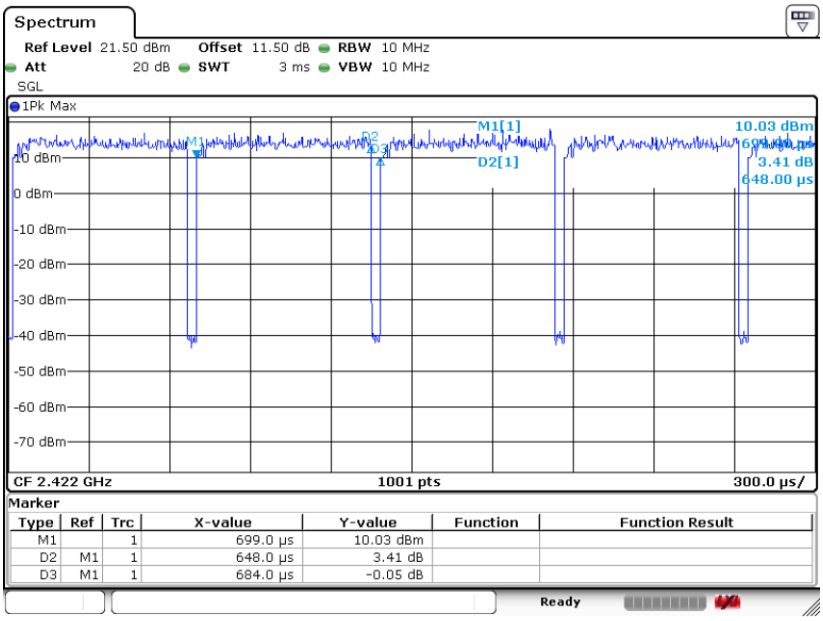

Date: 29.MAR.2024 11:51:12